



US00D697740S

(12) **United States Design Patent**  
**Clayborn**

(10) **Patent No.:** **US D697,740 S**  
(45) **Date of Patent:** **\*\* Jan. 21, 2014**

- (54) **COSMETICS ORGANIZER**
- (71) Applicant: **Tezio LLC**, Memphis, TN (US)
- (72) Inventor: **Veronica Clayborn**, Memphis, TN (US)
- (73) Assignee: **Tezio LLC**, Memphis, TN (US)
- (\*\*) Term: **14 Years**
- (21) Appl. No.: **29/439,364**
- (22) Filed: **Dec. 10, 2012**
- (51) **LOC (10) Cl.** ..... **06-04**
- (52) **U.S. Cl.**  
USPC ..... **D6/659**
- (58) **Field of Classification Search**  
USPC ..... D6/657, 659, 660, 661, 663, 671,  
D6/671.1; 312/107, 114, 117, 204, 234,  
312/257.1, 329, 330.1; D3/296, 297;  
206/600; 220/507  
See application file for complete search history.

D248,349	S	*	7/1978	Stackhouse	.....	D6/671
4,118,084	A		10/1978	Sussman		
D271,735	S	*	12/1983	Brittner	.....	D6/661
D275,626	S	*	9/1984	Moore	.....	D6/661
D292,761	S	*	11/1987	Dewart et al.	.....	D6/671
4,807,760	A		2/1989	Sussman		
4,828,341	A	*	5/1989	Bohnet et al.	.....	312/234
D330,813	S	*	11/1992	Spitzer et al.	.....	D6/671
D331,506	S	*	12/1992	White	.....	D6/671.1
D333,567	S		3/1993	Dziewa		
D341,776	S	*	11/1993	Broyles	.....	D6/657
5,323,911	A	*	6/1994	Johnston et al.	.....	206/600
D643,216	S		8/2011	Greiner		
D671,318	S	*	11/2012	Schmidt et al.	.....	D3/297
2004/0263031	A1	*	12/2004	Irizarry	.....	312/330.1

\* cited by examiner

*Primary Examiner* — Mimoso De

(74) *Attorney, Agent, or Firm* — Andrew W. Chu; Craft Chu PLLC

(57) **CLAIM**

The ornamental design for a cosmetics organizer, as shown and described.

**DESCRIPTION**

FIG. 1 is an upper perspective view of the cosmetics organizer showing my design with some larger drawers in broken lines. FIG. 2 is a front elevation view thereof; FIG. 3 is a back elevation view thereof; FIG. 4 is a side elevation view thereof; FIG. 5 is an opposite side view thereof; FIG. 6 is a top plan view thereof; FIG. 7 is a bottom plan view thereof; and, FIG. 8 is another upper perspective view thereof, showing an alternate arrangement of drawers with some other drawers in broken lines.

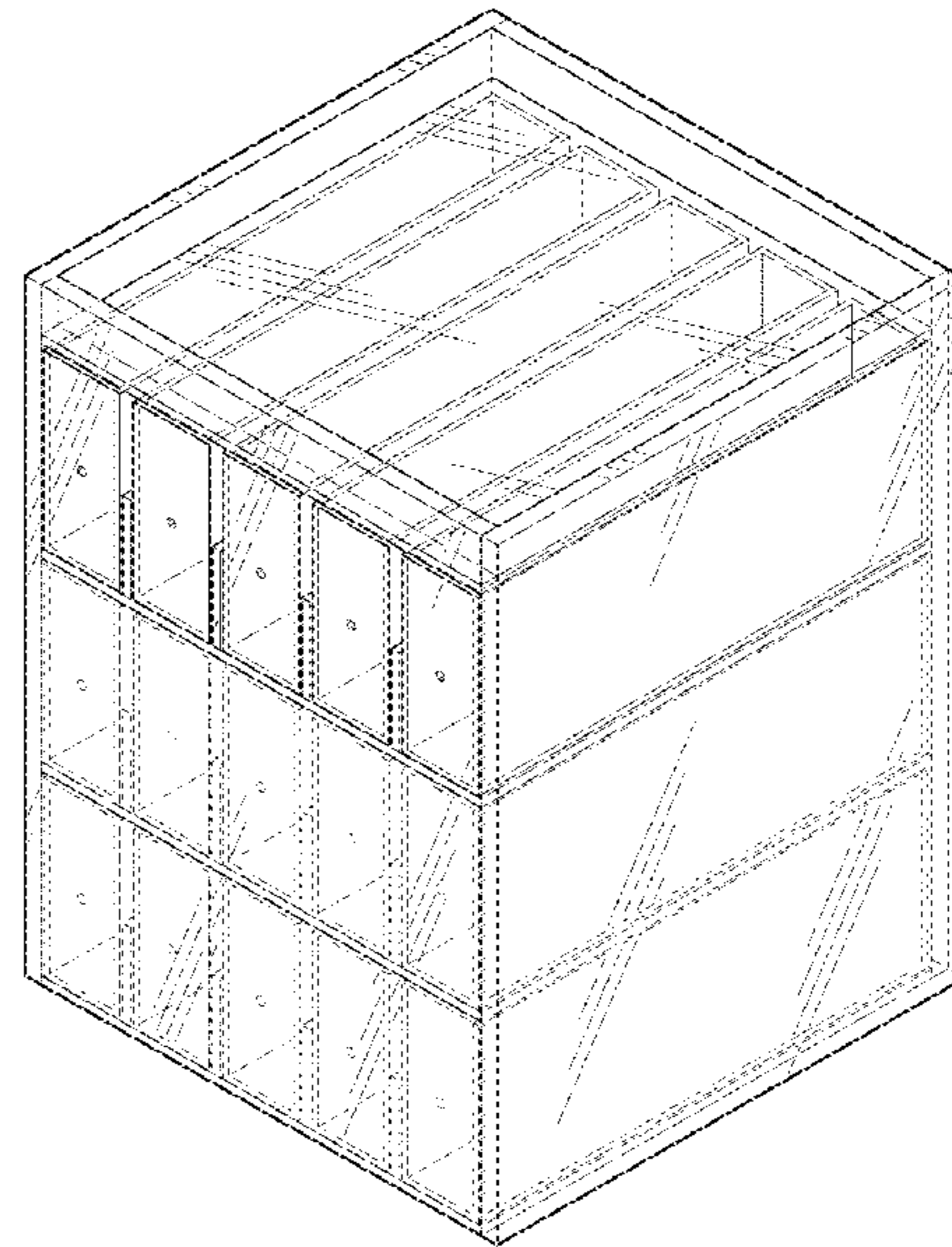
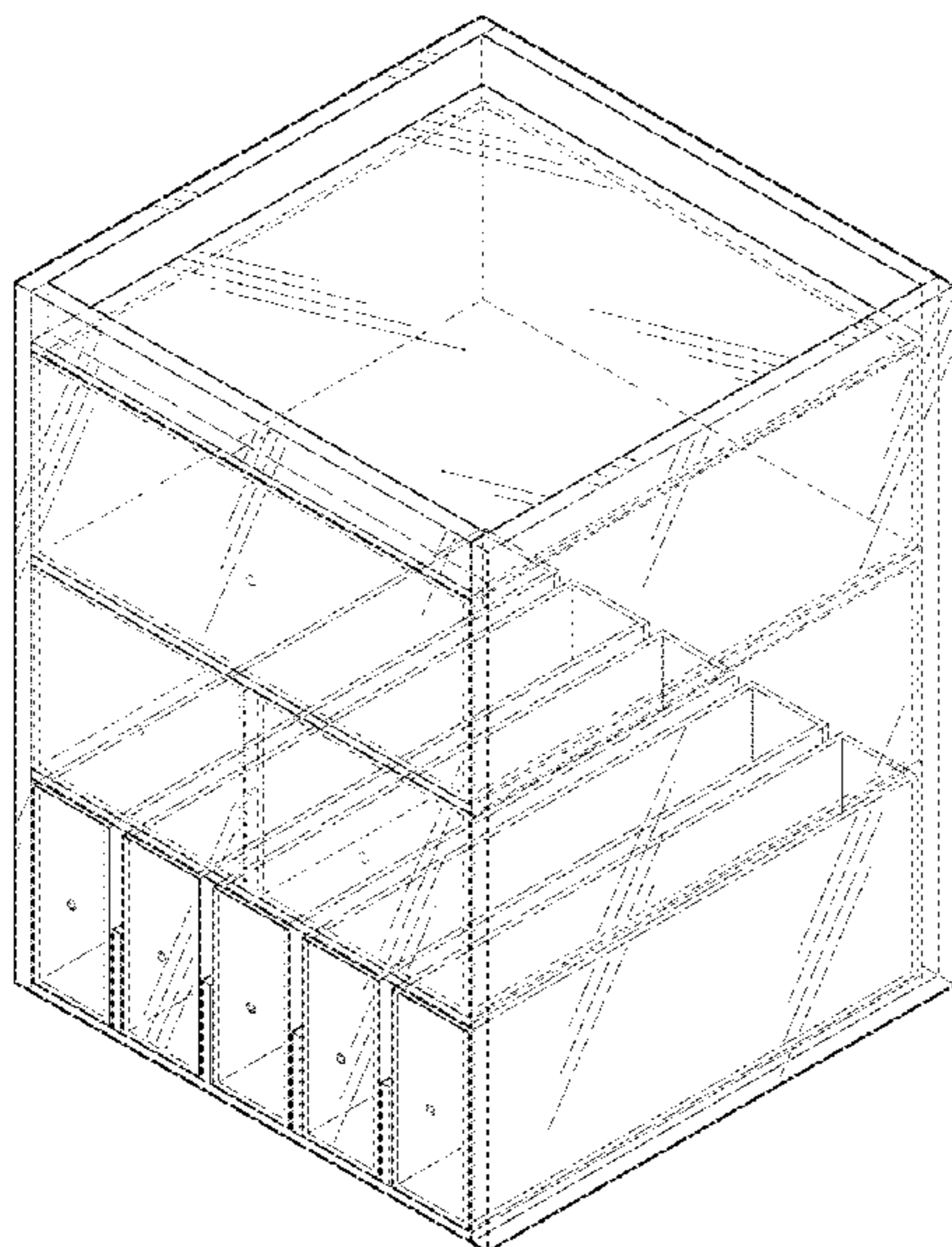
The broken line features are presented for illustrative purposes and form no part of the claimed design.

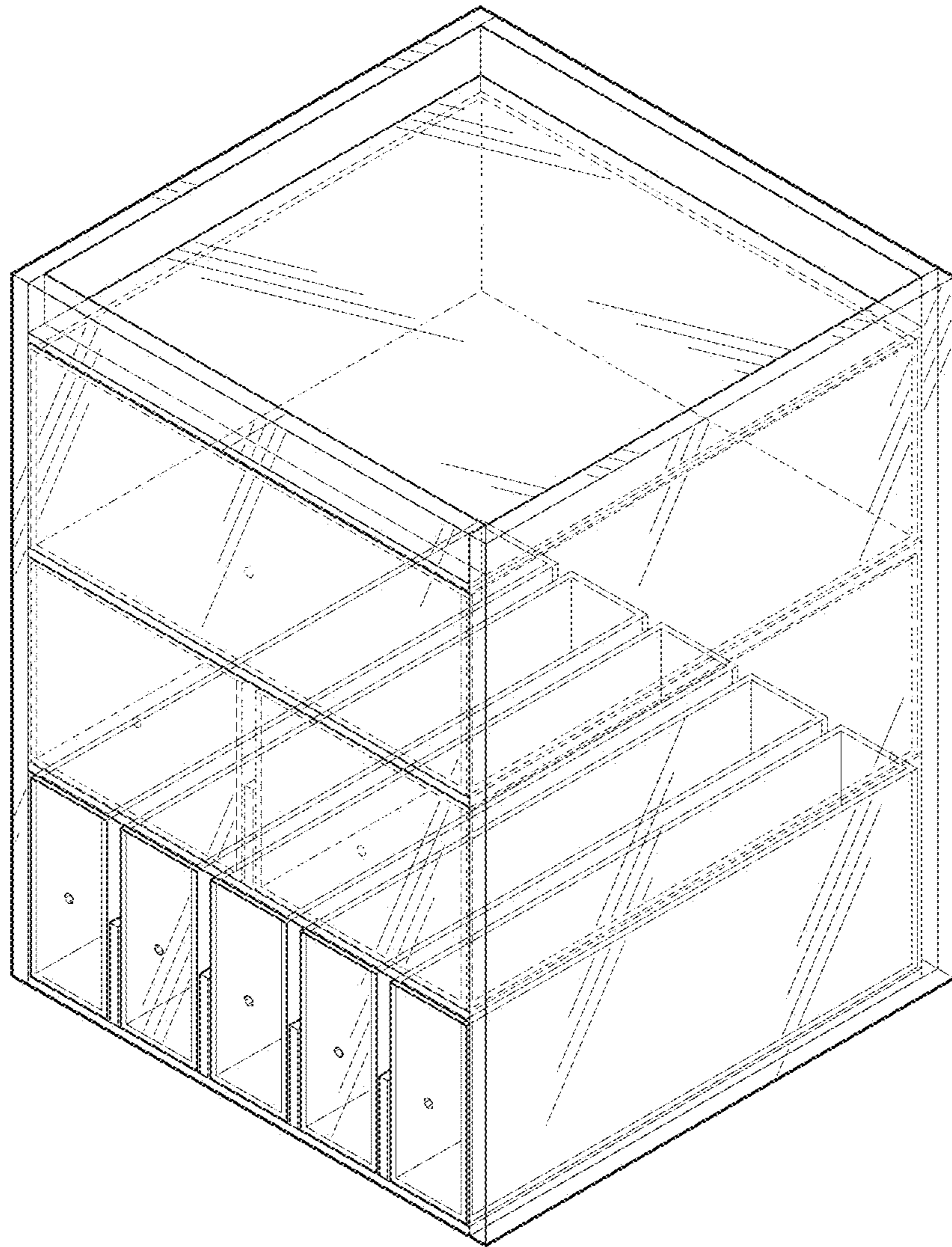
**1 Claim, 4 Drawing Sheets**

(56) **References Cited**

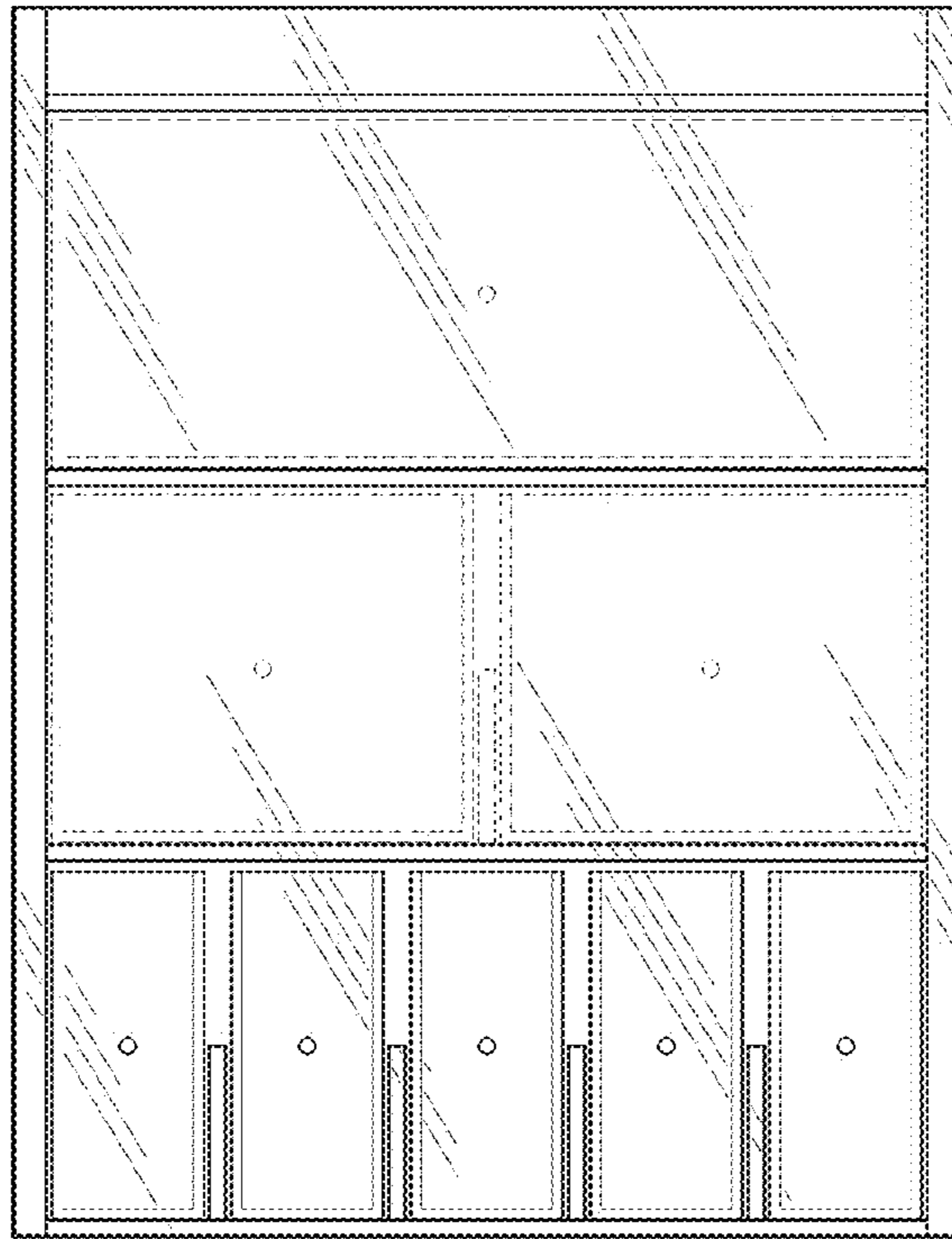
U.S. PATENT DOCUMENTS

271,081	A	*	1/1883	Kelly	.....	312/117
670,404	A	*	3/1901	Davis	.....	312/114
920,937	A	*	5/1909	Evans	.....	312/107
926,298	A	*	6/1909	Simon	.....	312/114
1,020,557	A	*	3/1912	Hunter	.....	312/114
1,046,488	A	*	12/1912	Pauley	.....	312/107
D46,248	S	*	8/1914	Curtiss	.....	D6/661
1,148,238	A	*	7/1915	Kline	.....	312/329
1,983,307	A	*	12/1934	Regenhardt	.....	312/107
2,023,260	A	*	12/1935	Beers et al.	.....	312/114
2,985,333	A		2/1960	Kirkman		
3,200,983	A		8/1965	Walter		
D204,506	S		4/1966	Mellion		
D212,661	S		11/1968	Gigiluto		
3,884,386	A	*	5/1975	Urcola	.....	312/234

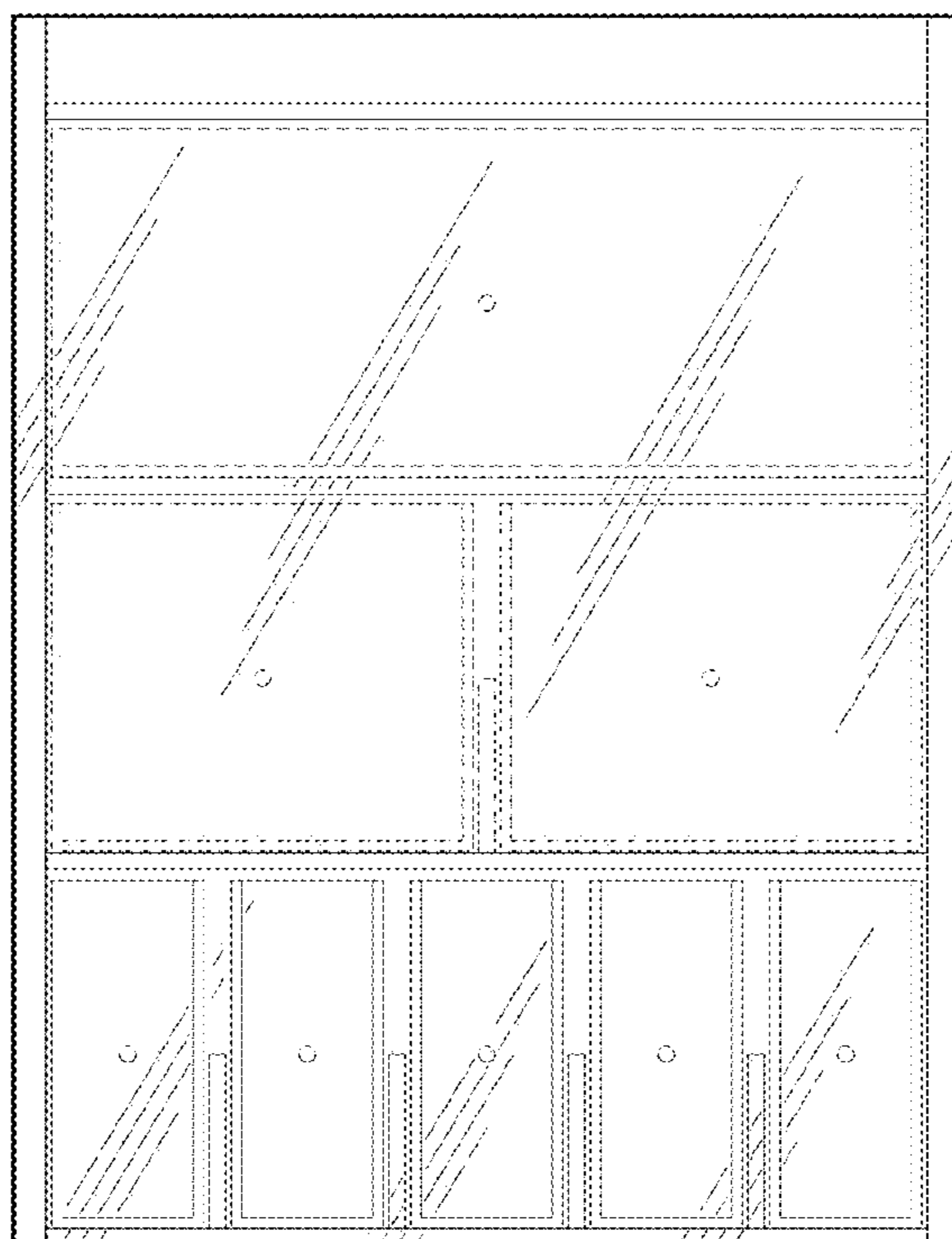




*FIG. 1*



*FIG. 2*



*FIG. 3*

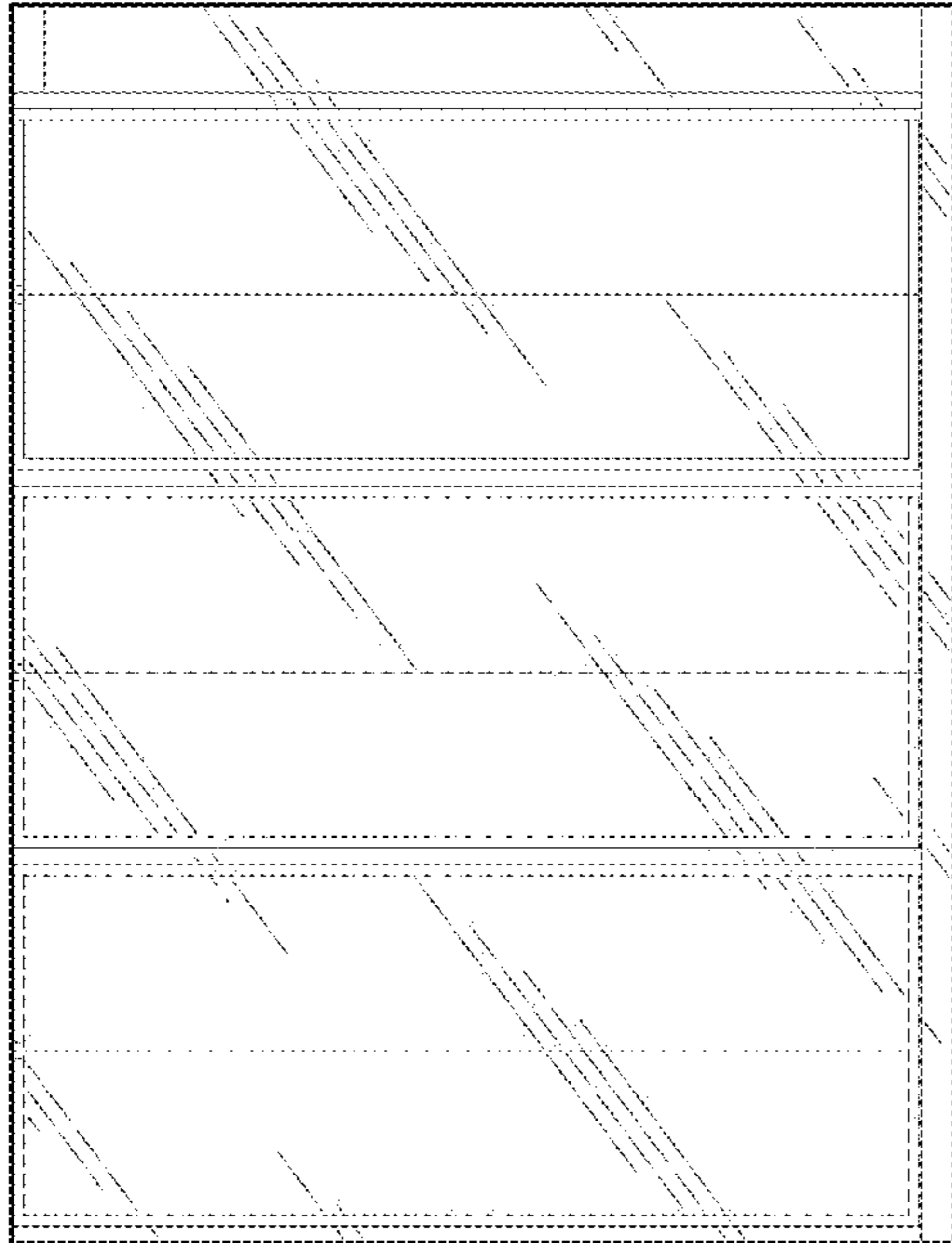


FIG. 4




FIG. 5

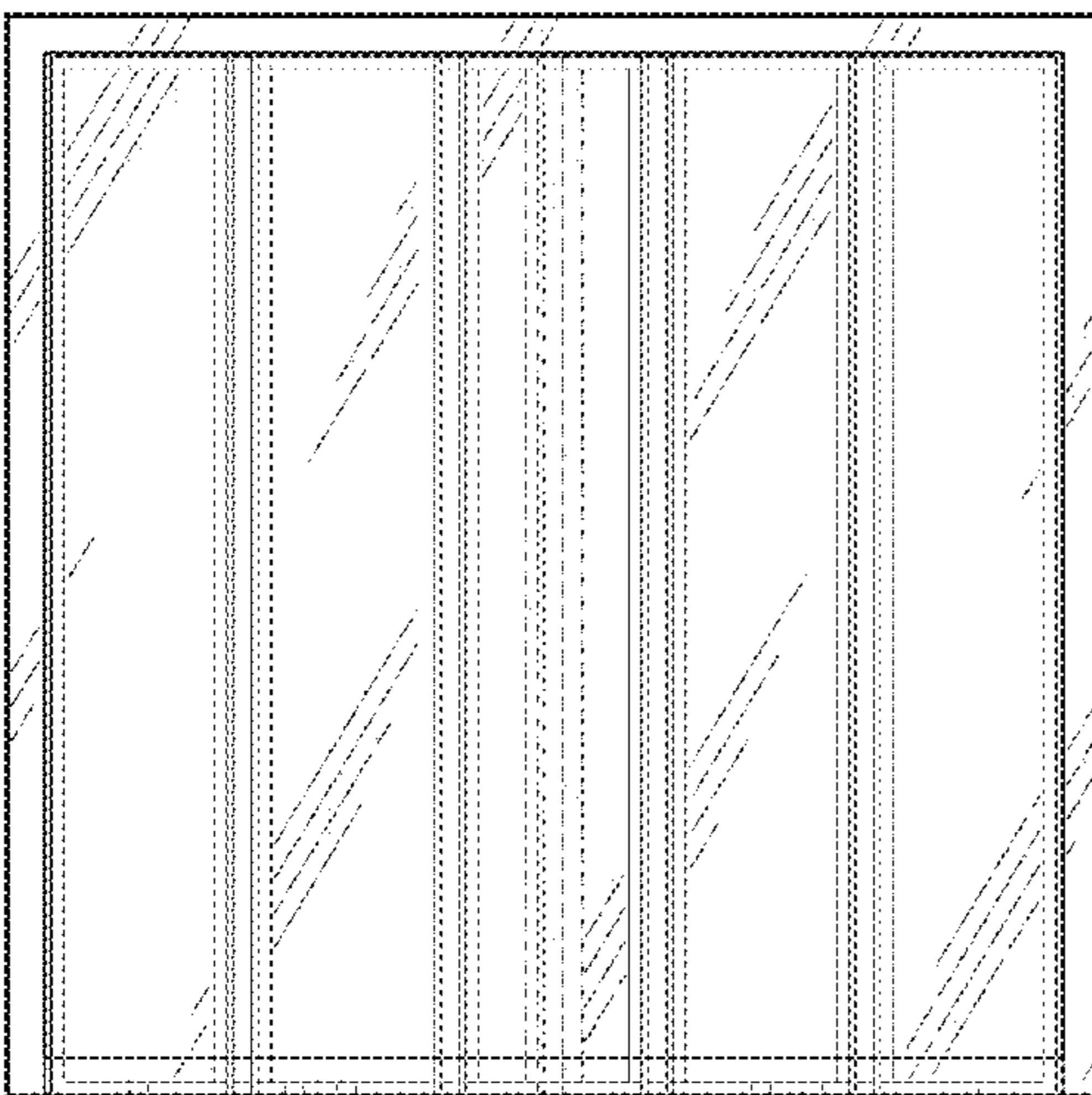


FIG. 6

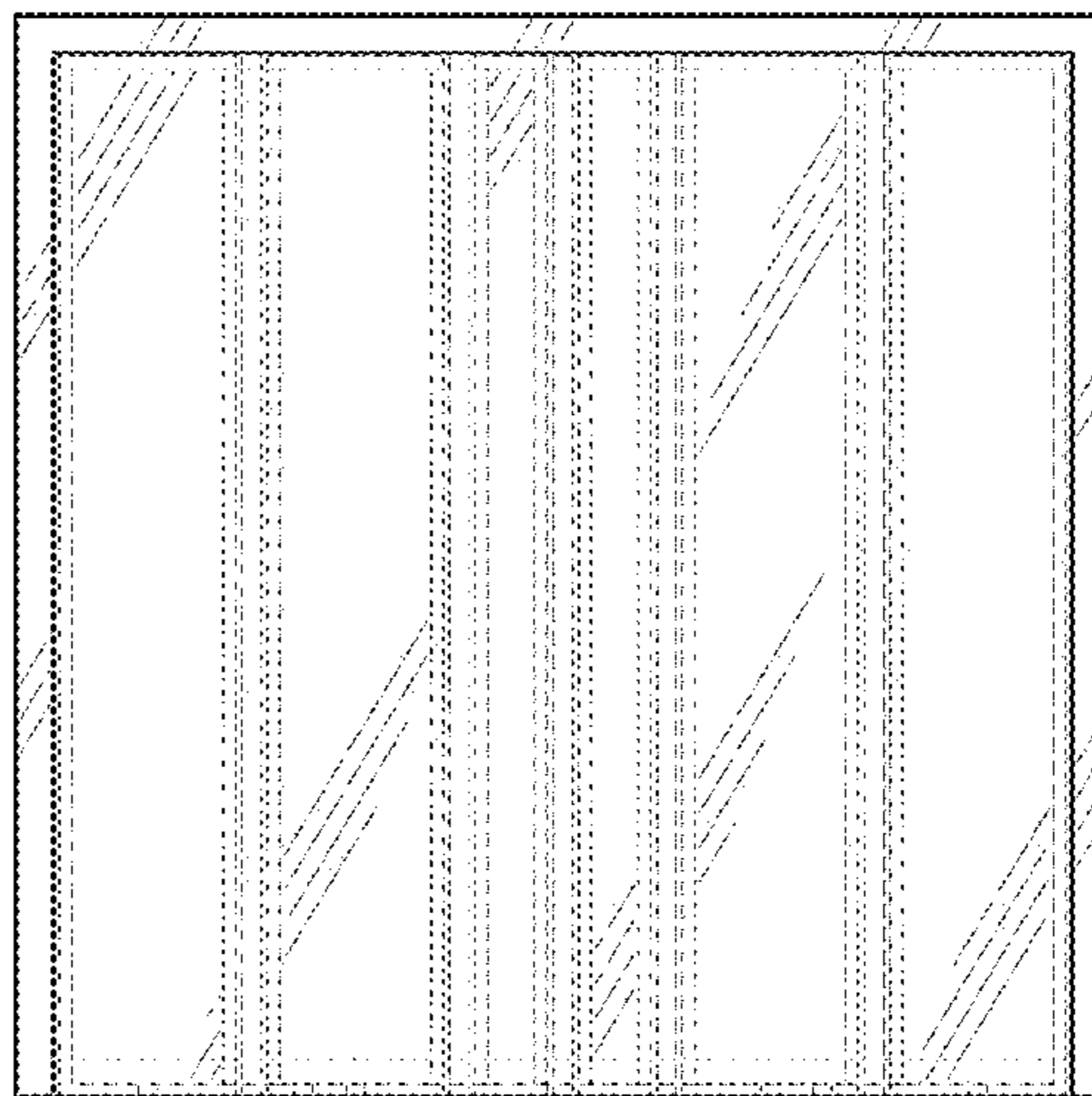
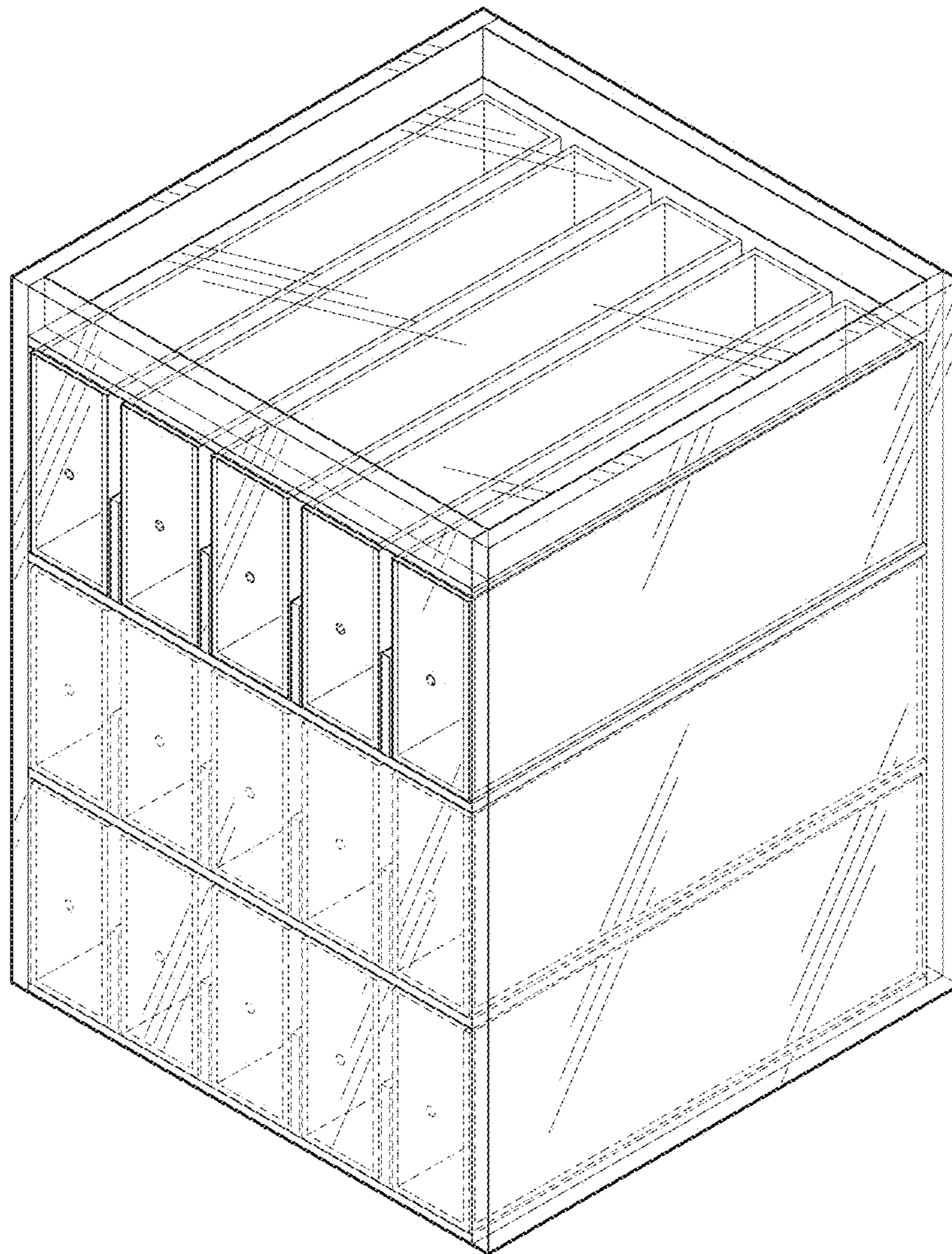


FIG. 7



*FIG. 8*