



US00D697707S

(12) **United States Design Patent**  
**Surabian et al.**

(10) **Patent No.:** **US D697,707 S**  
(45) **Date of Patent:** **\*\* Jan. 21, 2014**

- (54) **GUITAR PICK HOLDER**
- (71) Applicants: **Richard Surabian**, West Hyannisport, MA (US); **Erik Martin Surabian**, West Hyannisport, MA (US)
- (72) Inventors: **Richard Surabian**, West Hyannisport, MA (US); **Erik Martin Surabian**, West Hyannisport, MA (US)

7,199,295	B2 *	4/2007	Oskorep	84/322
D542,372	S *	5/2007	Strickland	D22/134
D559,473	S *	1/2008	Nguyen	D30/152
D559,474	S *	1/2008	Nguyen	D30/152
7,417,184	B2 *	8/2008	Weathersby	84/322
8,097,799	B2 *	1/2012	Tran et al.	84/322
8,134,059	B2 *	3/2012	Zink et al.	84/320
D667,043	S *	9/2012	Couch, III	D16/237
2005/0211054	A1 *	9/2005	Rapaport	84/322
2007/0006713	A1 *	1/2007	Dunlop	84/322
2010/0018379	A1 *	1/2010	Rapaport	84/322

(\*\*) Term: **14 Years**

\* cited by examiner

(21) Appl. No.: **29/452,055**

*Primary Examiner* — Caron D Veynar  
*Assistant Examiner* — Martie K Holtje

(22) Filed: **Apr. 11, 2013**

(74) *Attorney, Agent, or Firm* — Bay State IP, LLC

(51) **LOC (10) Cl.** ..... **03-01**

(52) **U.S. Cl.**  
USPC ..... **D3/204**

(58) **Field of Classification Search**  
USPC ..... D3/201, 204, 206, 215, 247; D17/20, D17/99; D16/237; 206/0.8, 0.81, 0.84, 314; 84/267-269, 320, 322, 329, 453; D30/152

See application file for complete search history.

(57) **CLAIM**

We claim the ornamental design for a guitar pick holder, as shown and described.

**DESCRIPTION**

FIG. 1 is a front elevational view of a guitar pick holder showing our new design:

FIG. 2 is a rear elevational view thereof;

FIG. 3 is a bottom plan view thereof;

FIG. 4 is a top plan view thereof;

FIG. 5 is a right side elevational view thereof;

FIG. 6 is a left side elevational view thereof; and,

FIG. 7 is a front perspective view thereof.

The guitar picks depicted by broken lines in FIG. 7 have been shown for the purpose of illustrating environment that forms no part of the claimed design.

The dashed lines in FIGS. 1, 2, and 7 are understood to represent stitching.

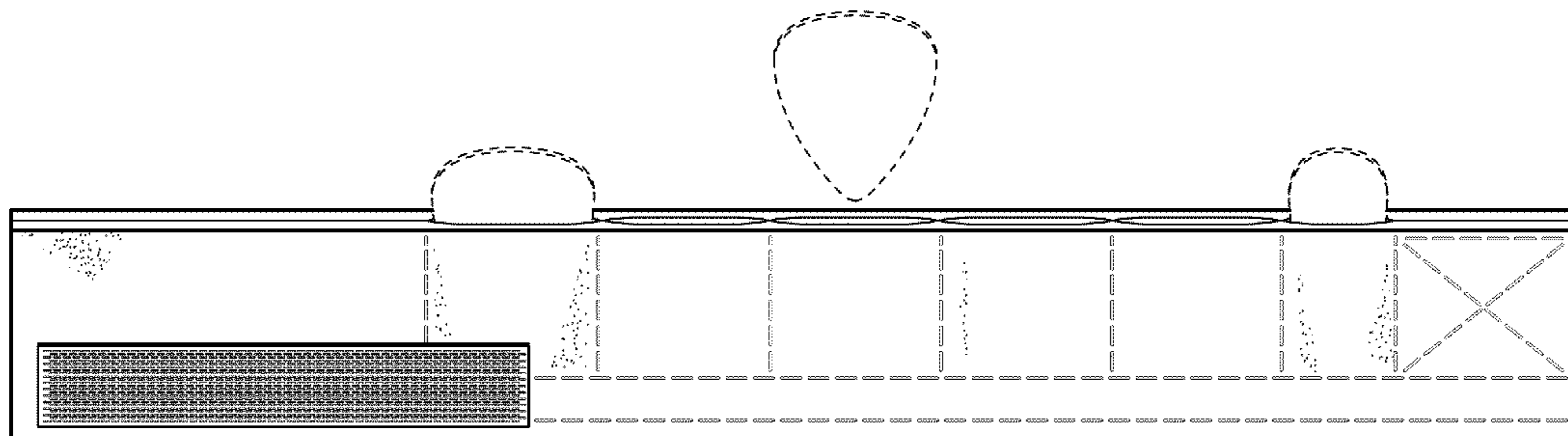
The textured pattern shown in FIGS. 1, 2, and 7 is continuous throughout the surfaces to which it is applied.

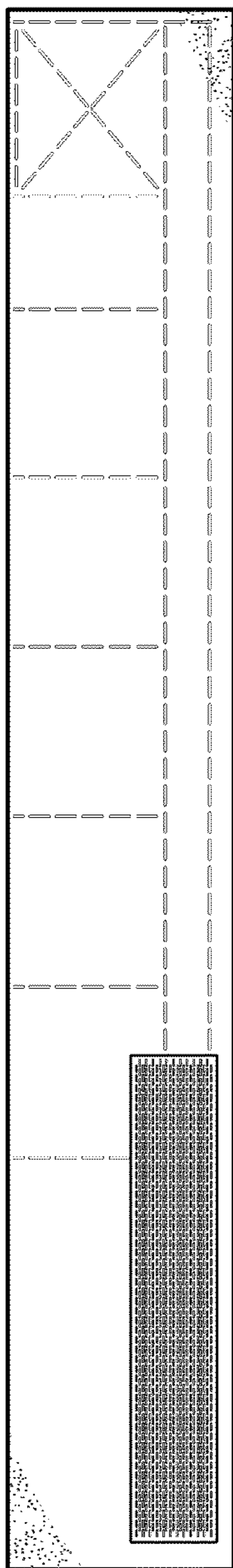
**1 Claim, 2 Drawing Sheets**

(56) **References Cited**

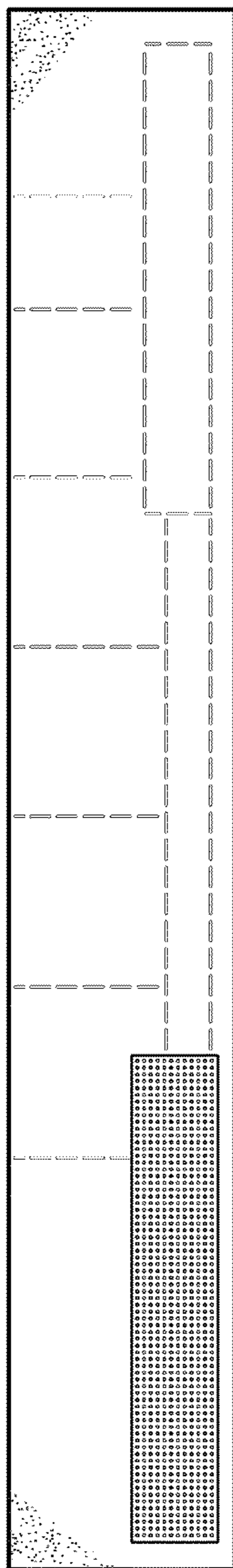
U.S. PATENT DOCUMENTS

607,130	A *	7/1898	Rapp	383/39
2,726,757	A *	12/1955	Kellstrom	206/0.84
4,785,708	A *	11/1988	Vaughan	84/329
5,127,300	A *	7/1992	Silverman	84/329
D392,796	S *	3/1998	North	D3/204
5,837,913	A *	11/1998	Newman	84/329
D412,010	S *	7/1999	Lindley et al.	D17/20
6,140,564	A *	10/2000	Pia	84/453
6,472,590	B1 *	10/2002	Kulik	84/453
6,933,430	B2 *	8/2005	Oskorep	84/322
7,078,604	B2 *	7/2006	Rapaport	84/322





*Fig. 1*



*Fig. 2*



*Fig. 3*



*Fig. 4*

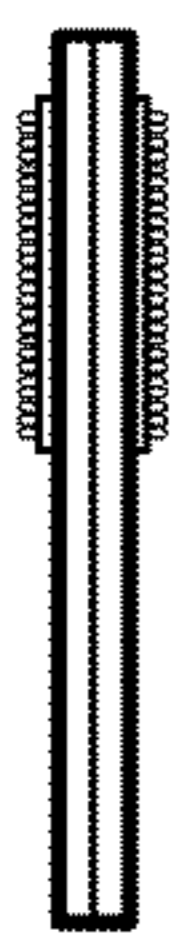


Fig. 5



Fig. 6

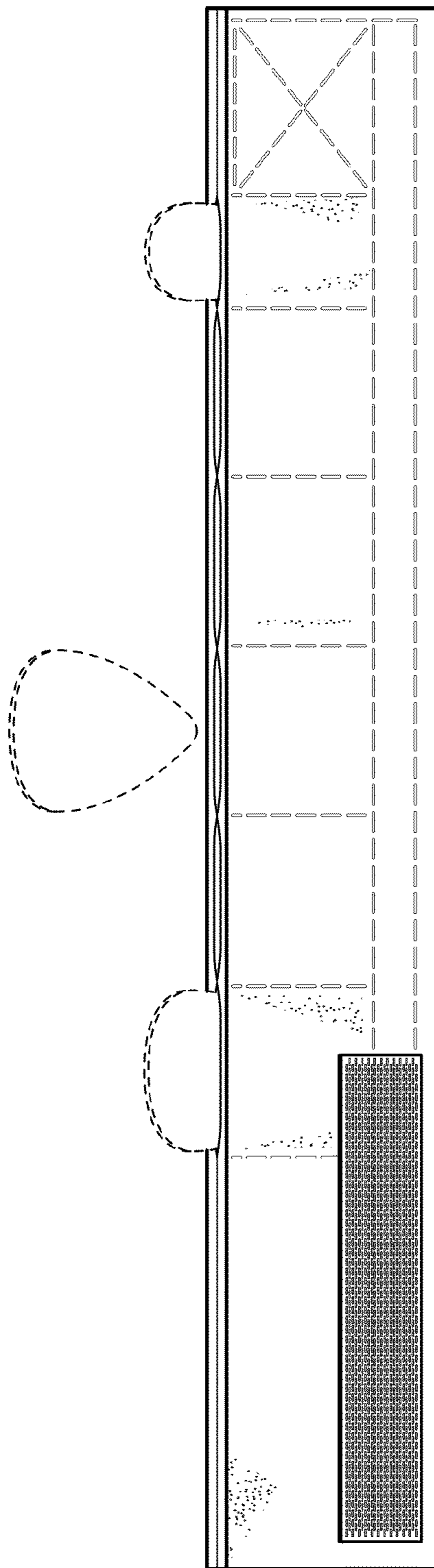


Fig. 7