



US00D697693S

(12) **United States Design Patent**
Choi et al.

(10) **Patent No.:** **US D697,693 S**
(45) **Date of Patent:** **** Jan. 21, 2014**

- (54) **GLOVE**
- (71) Applicant: **Cestusline, Inc.**, Portland, OR (US)
- (72) Inventors: **Yun Suk Choi**, Kyeonggi-Do (KR);
Kyong Mi Choi, Vancouver, WA (US)
- (73) Assignee: **Cestusline Inc.**, Portland, OR (US)
- (**) Term: **14 Years**
- (21) Appl. No.: **29/449,011**
- (22) Filed: **Mar. 14, 2013**
- (51) **LOC (10) Cl.** **02-06**
- (52) **U.S. Cl.**
USPC **D2/617**
- (58) **Field of Classification Search**
USPC D2/610, 611, 612, 613, 614, 615, 616,
D2/617, 618, 619, 620, 621, 622, 623;
D3/226; D20/33; D21/870; D28/63;
D29/113, 114, 116.2, 117.1, 117.2,
D29/123; 2/16, 20, 21, 158, 159, 160,
2/161.1, 161.2, 161.3, 161.4, 161.5,
2/161.6, 161.7, 161.8, 162, 163, 164,
2/165, 166, 167, 168, 169, 170, 917;
15/227

See application file for complete search history.

(56) **References Cited**

U.S. PATENT DOCUMENTS

1,694,640	A *	12/1928	Buttress	52/451
D101,595	S *	10/1936	Cronk	D5/56
2,325,903	A *	8/1943	Blair et al.	264/45.5
D220,863	S *	6/1971	Fontanille	D5/11
4,154,883	A *	5/1979	Elias	428/171
D398,158	S *	9/1998	Marks	D5/63

5,925,441	A *	7/1999	Blauer et al.	428/196
D434,913	S *	12/2000	Schmidt et al.	D5/53
D436,739	S *	1/2001	Jahner et al.	D5/53
D445,963	S *	7/2001	DeRosa	D29/113
D454,425	S *	3/2002	Boncutter	D2/919
D540,516	S *	4/2007	Weitzman	D2/953
7,281,343	B2 *	10/2007	Riha et al.	36/59 C
7,771,648	B2 *	8/2010	Sheehan et al.	264/555
D635,748	S *	4/2011	Katz et al.	D2/902
D672,964	S *	12/2012	Sheehan et al.	D5/56

OTHER PUBLICATIONS

Boxx gloves by Cestus; [on-line]; downloaded from the Internet on Aug. 9, 2013. URL: >http://www.cestusline.com/product_detail.php?gid=boxx&cat=HANDLER_SERIES<. (1 page).*

* cited by examiner

Primary Examiner — Karen E Eldridge Powers

(57) **CLAIM**


The ornamental design for a glove, as shown and described.

DESCRIPTION

FIG. 1 is a front view of the glove showing our new design; FIG. 2 is a front perspective view thereof; FIG. 3 is an enlarged view of the claimed region in FIG. 1, shown in isolation; and, FIG. 4 is an alternative embodiment of a glove showing our new design.

The broken lines immediately adjacent to the shaded area represent an unclaimed boundary of the design. The broken lines showing the remainder of the glove in FIGS. 1-2 illustrate unclaimed features. The contrast in shading in FIGS. 1-3 represents a change in appearance only and does not represent a particular color, material or texture.

1 Claim, 4 Drawing Sheets



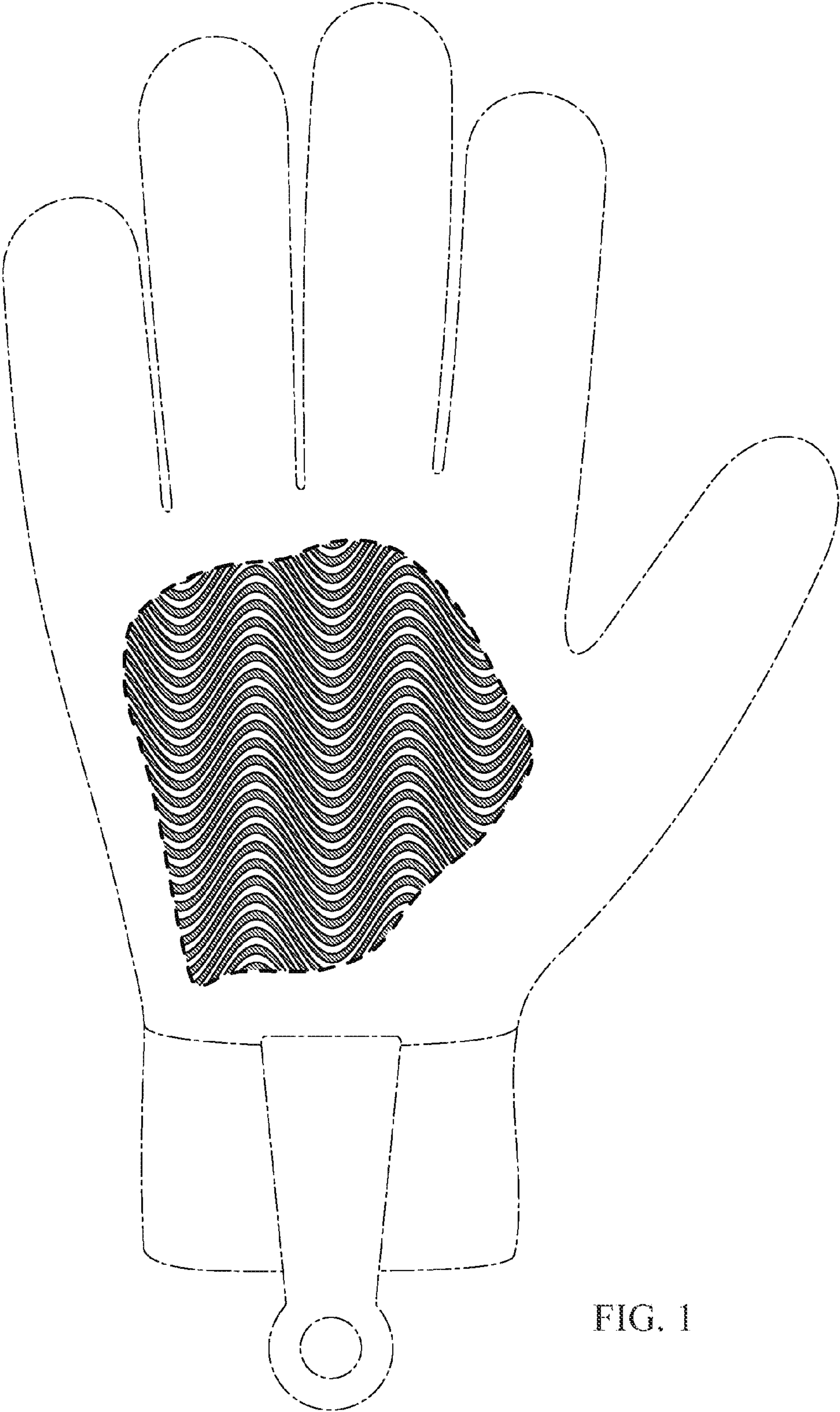


FIG. 1

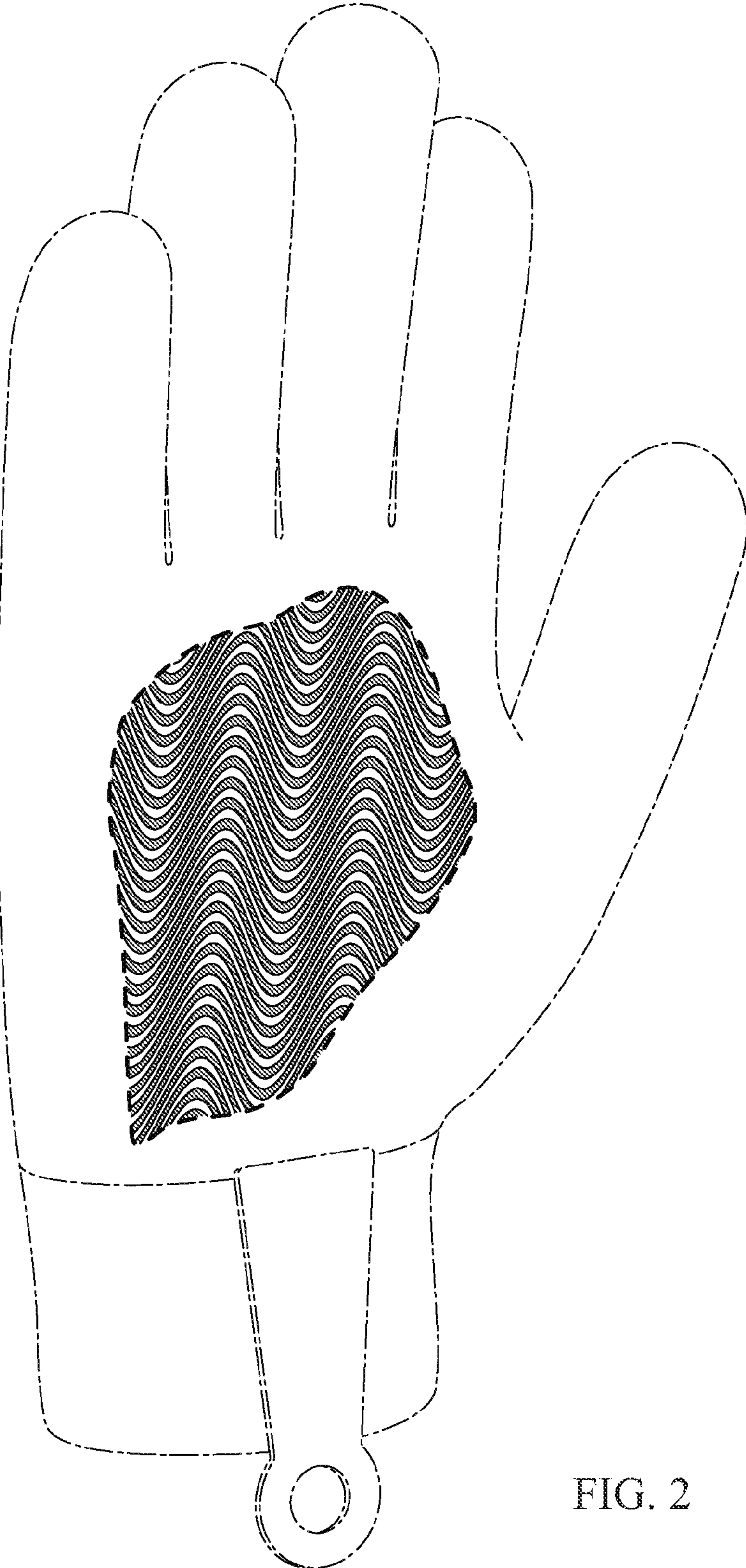


FIG. 2




FIG. 3



FIG. 4