

US00D697654S

(12) **United States Design Patent**
Couvreur et al.

(10) **Patent No.:** **US D697,654 S**
(45) **Date of Patent:** **** Jan. 14, 2014**

(54) **SURFACE MOUNTED LIGHT**
(71) Applicants: **Bram Couvreur**, Roeselare (BE); **Bjorn Devos**, Bruges (BE)
(72) Inventors: **Bram Couvreur**, Roeselare (BE); **Bjorn Devos**, Bruges (BE)
(73) Assignee: **Koninklijke Philips N.V.**, Eindhoven (NL)

D590,088 S * 4/2009 Dworschak D26/85
D638,977 S * 5/2011 Heyrman D26/85
D643,964 S * 8/2011 Heyrman D26/85
D643,965 S * 8/2011 Sprengers D26/85
D646,424 S * 10/2011 Ho D26/85
D662,253 S * 6/2012 Wauters D26/85
D668,810 S * 10/2012 Bryant D26/85
D672,080 S * 12/2012 Wauters D26/85
D681,255 S * 4/2013 Bickler et al. D26/87
D681,864 S * 5/2013 Guercio et al. D26/85

(**) Term: **14 Years**
(21) Appl. No.: **29/452,371**
(22) Filed: **Apr. 16, 2013**

OTHER PUBLICATIONS

Talo—#19424-019 / 1 light wall sconce shown on p. 112 of the Eurofase Illuminations Supplement 2010. (2 pages includes rear cover of catalog.*

* cited by examiner

(30) **Foreign Application Priority Data**
Oct. 19, 2012 (EM) 002122093-0001

Primary Examiner — Clare E Heflin

(51) **LOC (10) Cl.** **26-03**
(52) **U.S. Cl.**
USPC **D26/85**

(57) **CLAIM**
The ornamental design for a surface mounted light, as shown.

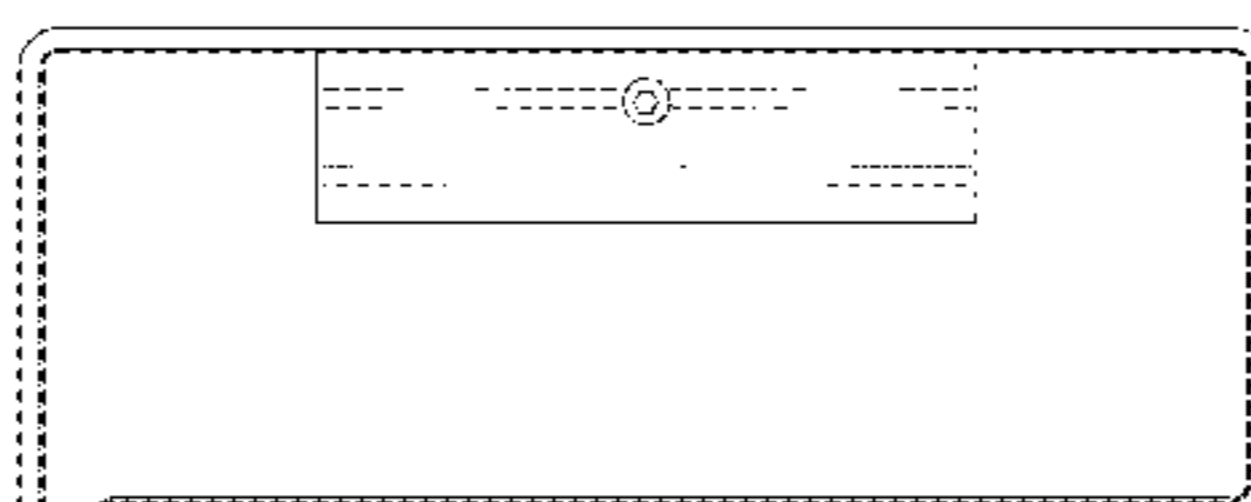
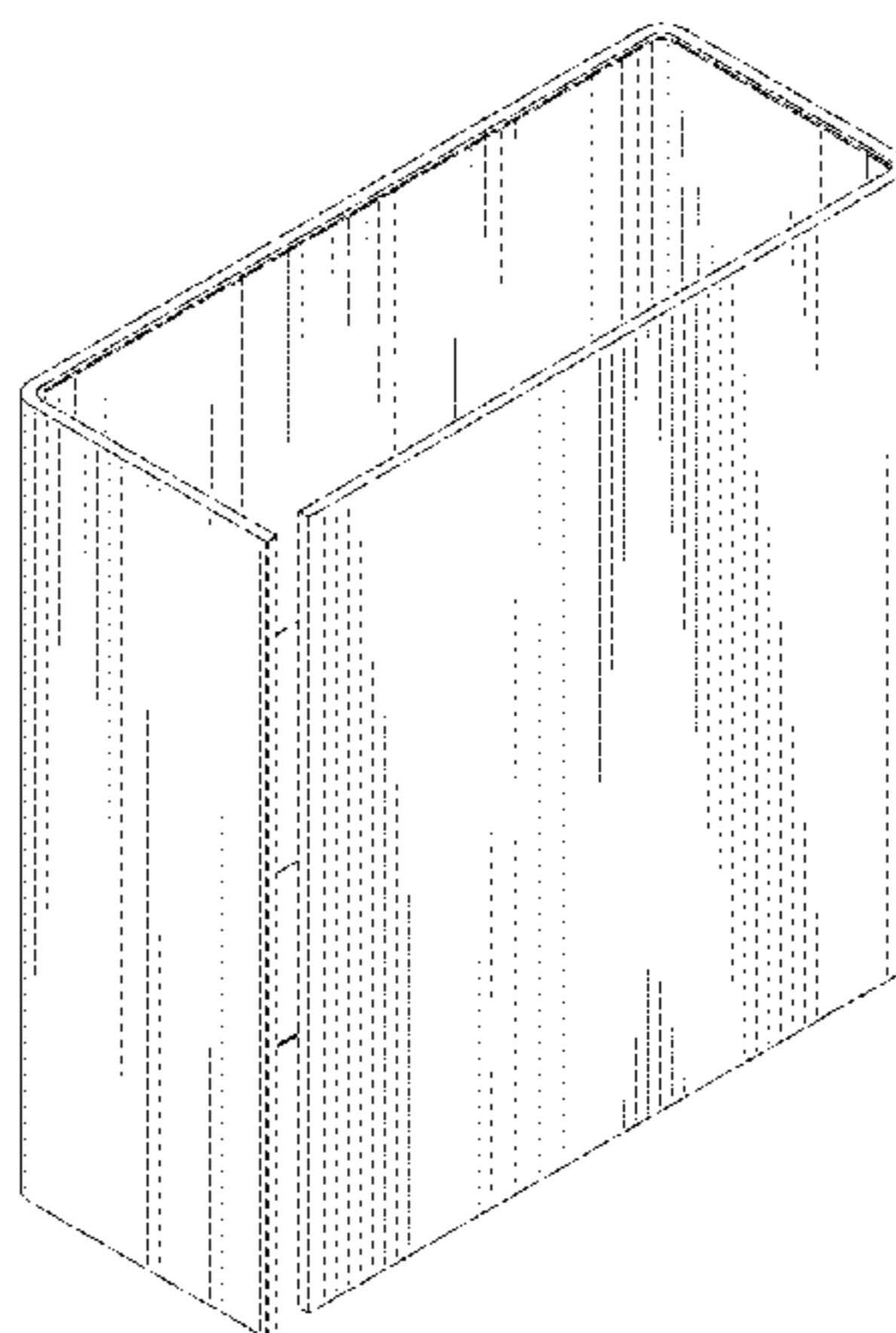
(58) **Field of Classification Search**
USPC D26/72, 80, 82, 83, 85, 87, 118, 120,
D26/121, 122, 128, 135, 149, 152;
D25/157; 362/147, 431, 432
See application file for complete search history.

DESCRIPTION

FIG. 1 is a perspective view showing my design;
FIG. 2 is a front elevational view thereof;
FIG. 3 is a rear elevational view thereof;
FIG. 4 is a right side elevational view thereof;
FIG. 5 is a left side elevational view thereof;
FIG. 6 is a top plan view thereof; and,
FIG. 7 is a bottom plan view thereof.

(56) **References Cited**
U.S. PATENT DOCUMENTS
D303,849 S * 10/1989 Nugent D26/85
D422,107 S * 3/2000 Meier D26/87

1 Claim, 5 Drawing Sheets



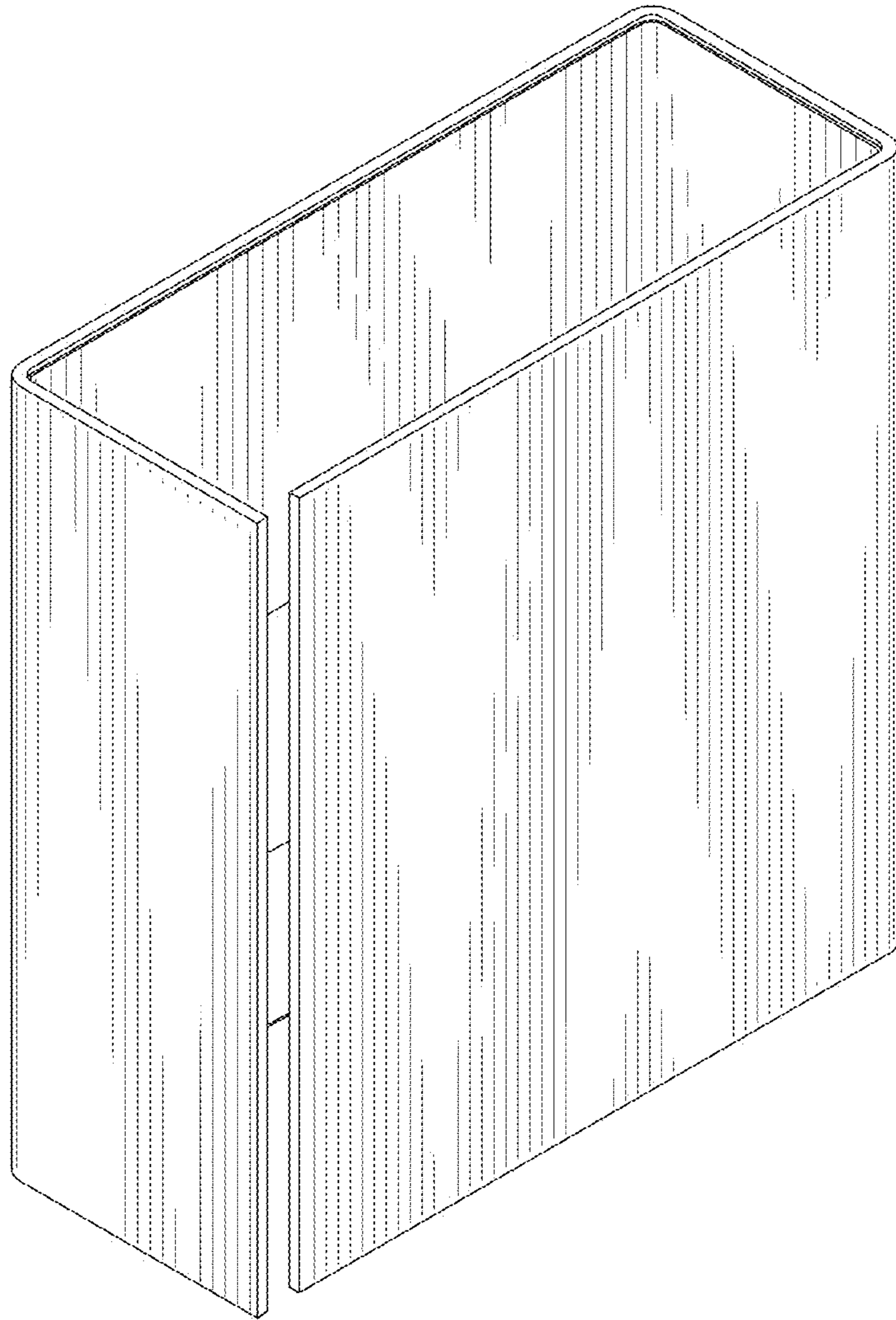


FIG. 1




FIG. 2




FIG. 3




FIG. 4




FIG. 5




FIG. 6

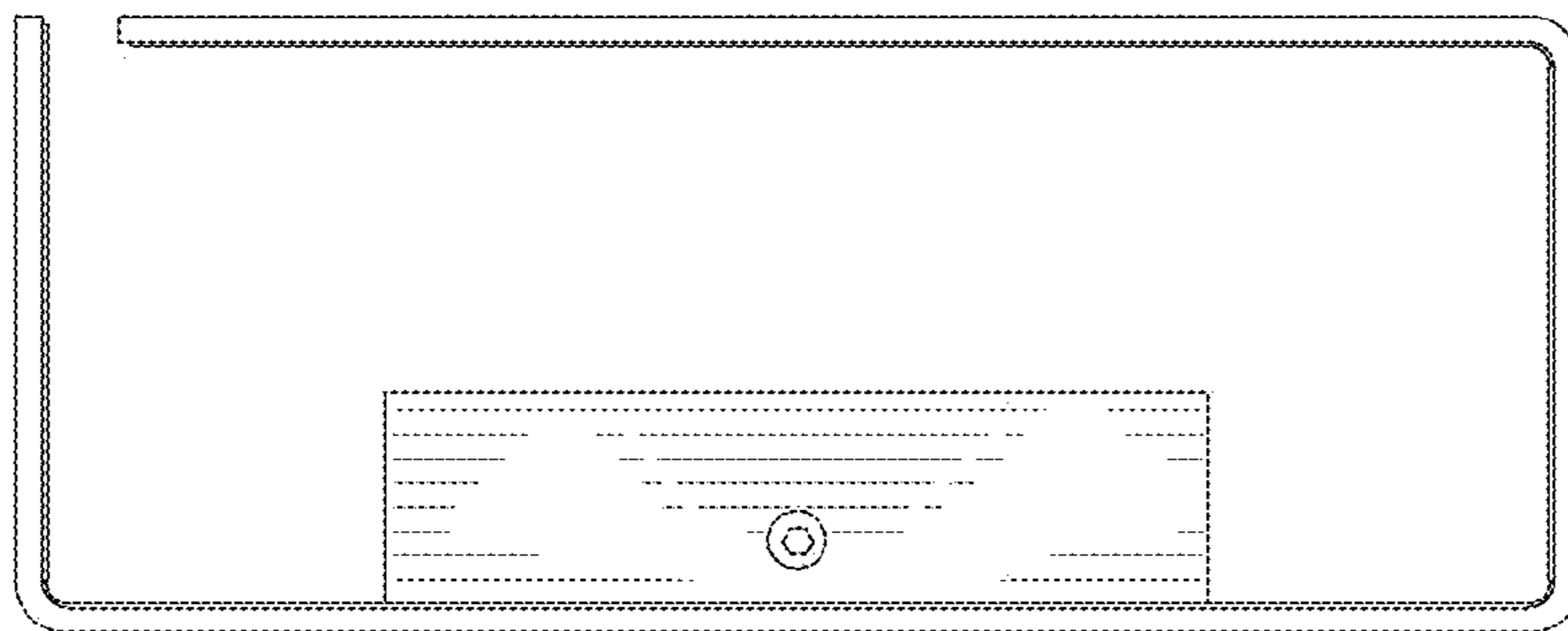


FIG. 7