



US00D697647S

(12) **United States Design Patent**  
**Wada**

(10) **Patent No.:** **US D697,647 S**  
(45) **Date of Patent:** **\*\* Jan. 14, 2014**

(54) **FRONT COMBINATION LAMP FOR AN  
AUTOMOBILE**

(71) Applicant: **Honda Motor Co., Ltd.**, Tokyo (JP)

(72) Inventor: **Riku Wada**, Wako (JP)

(73) Assignee: **Honda Motor Co., Ltd.**, Tokyo (JP)

(\*\*) Term: **14 Years**

(21) Appl. No.: **29/437,679**

(22) Filed: **Nov. 20, 2012**

(30) **Foreign Application Priority Data**

May 25, 2012 (JP) ..... 2012-012384

(51) **LOC (10) Cl.** ..... **26-06**

(52) **U.S. Cl.**  
USPC ..... **D26/28**

(58) **Field of Classification Search**  
USPC ..... D26/28-36; 362/459-468, 475-478,  
362/485-487

See application file for complete search history.

(56) **References Cited**

U.S. PATENT DOCUMENTS

D538,956 S *	3/2007	Ishii .....	D26/28
D544,614 S *	6/2007	Markefka .....	D26/28
D561,358 S *	2/2008	Tachibana .....	D26/28
D570,007 S *	5/2008	Hsu .....	D26/28
D582,587 S *	12/2008	Yang .....	D26/28
D593,232 S *	5/2009	Koman et al. ....	D26/28
D635,694 S *	4/2011	Yang et al. ....	D26/28

\* cited by examiner

*Primary Examiner* — Marcus Jackson

(74) *Attorney, Agent, or Firm* — Plumsea Law Group, LLC

(57) **CLAIM**

The ornamental design for, a front combination lamp for an automobile, as shown and described.

**DESCRIPTION**

FIG. 1 is a perspective view of a front combination lamp for an automobile, showing our new design; FIG. 2 is a front elevation view thereof; FIG. 3 is a top plan view thereof; and, FIG. 4 is a right side elevation view thereof. The broken lines are for illustrative purposes only and form no part of the claimed design.

**1 Claim, 4 Drawing Sheets**

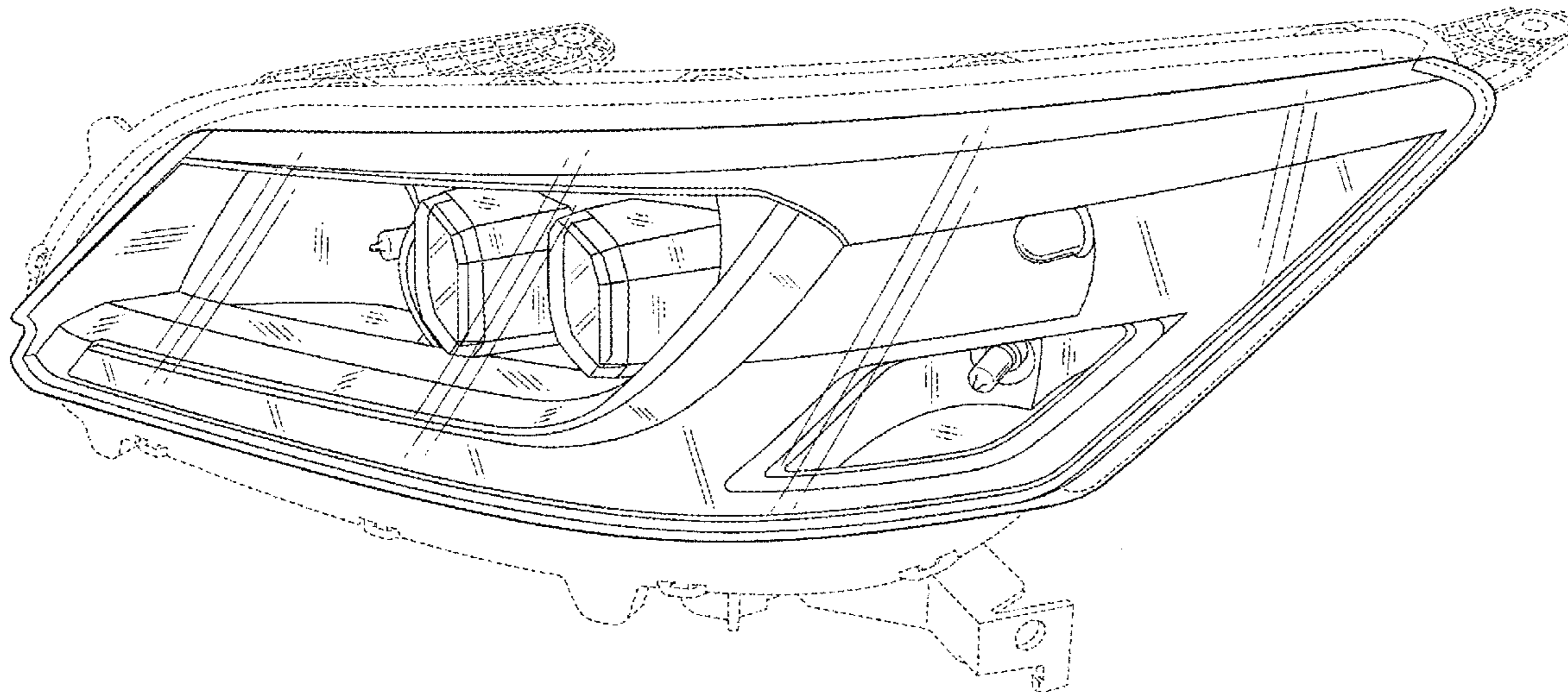


FIG. 1

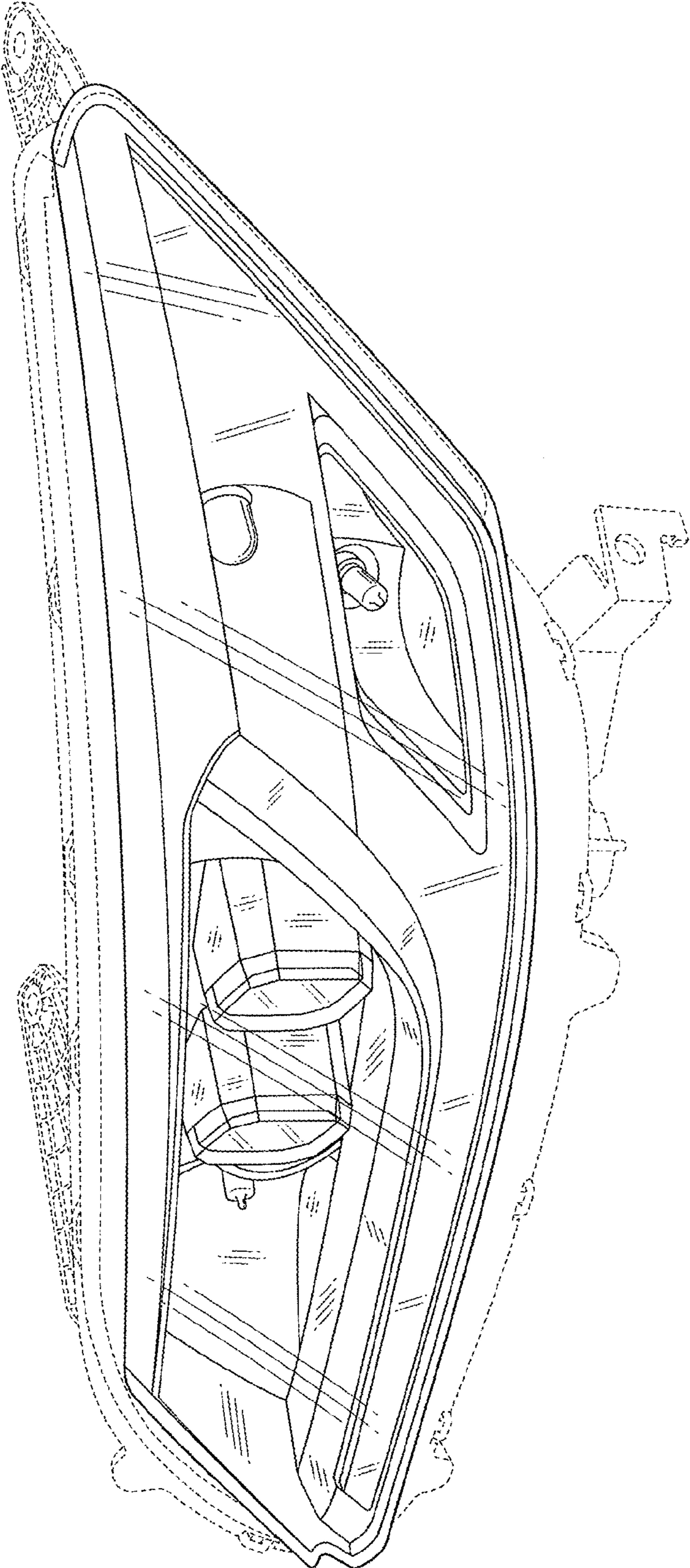


FIG. 2

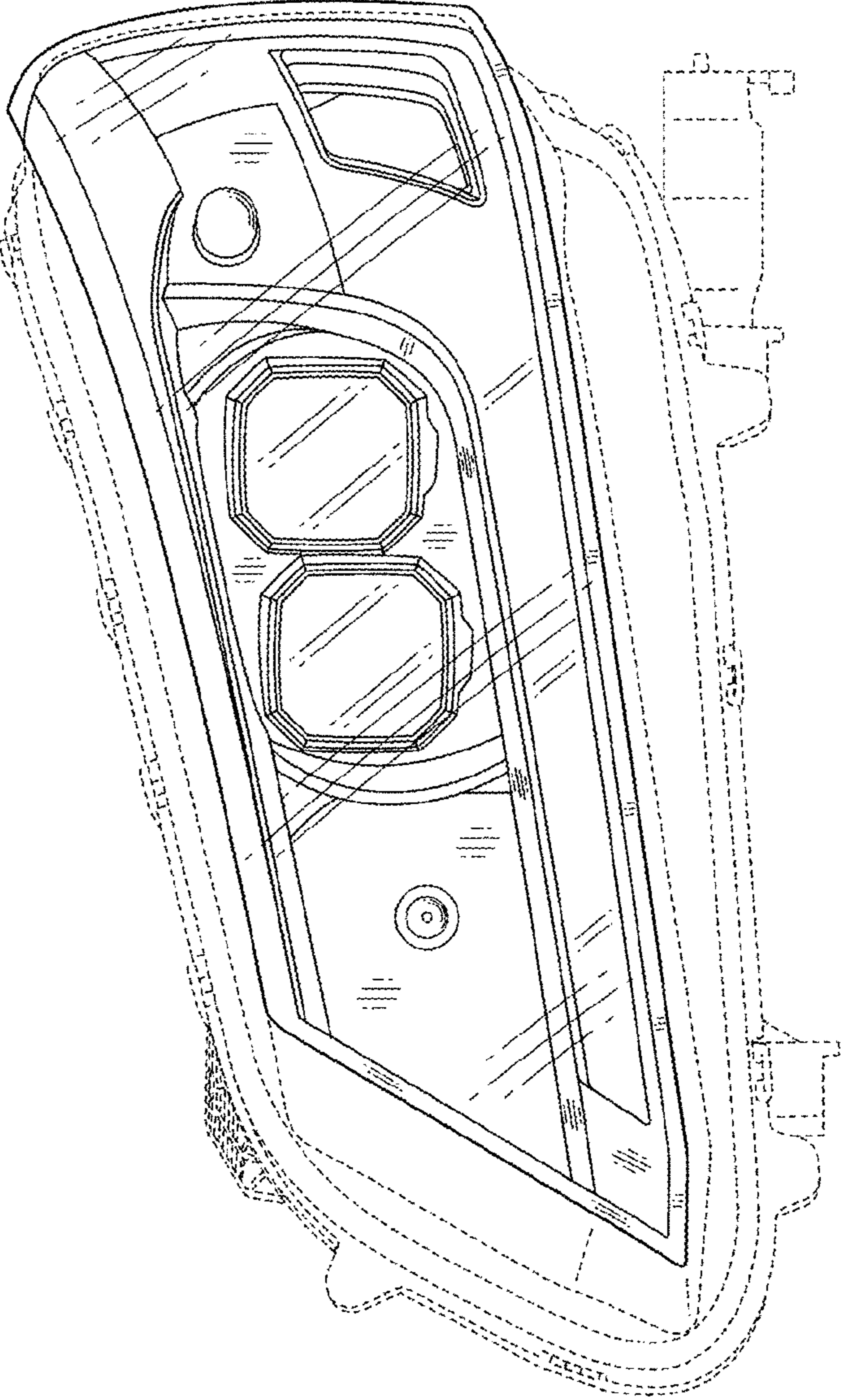


FIG. 3

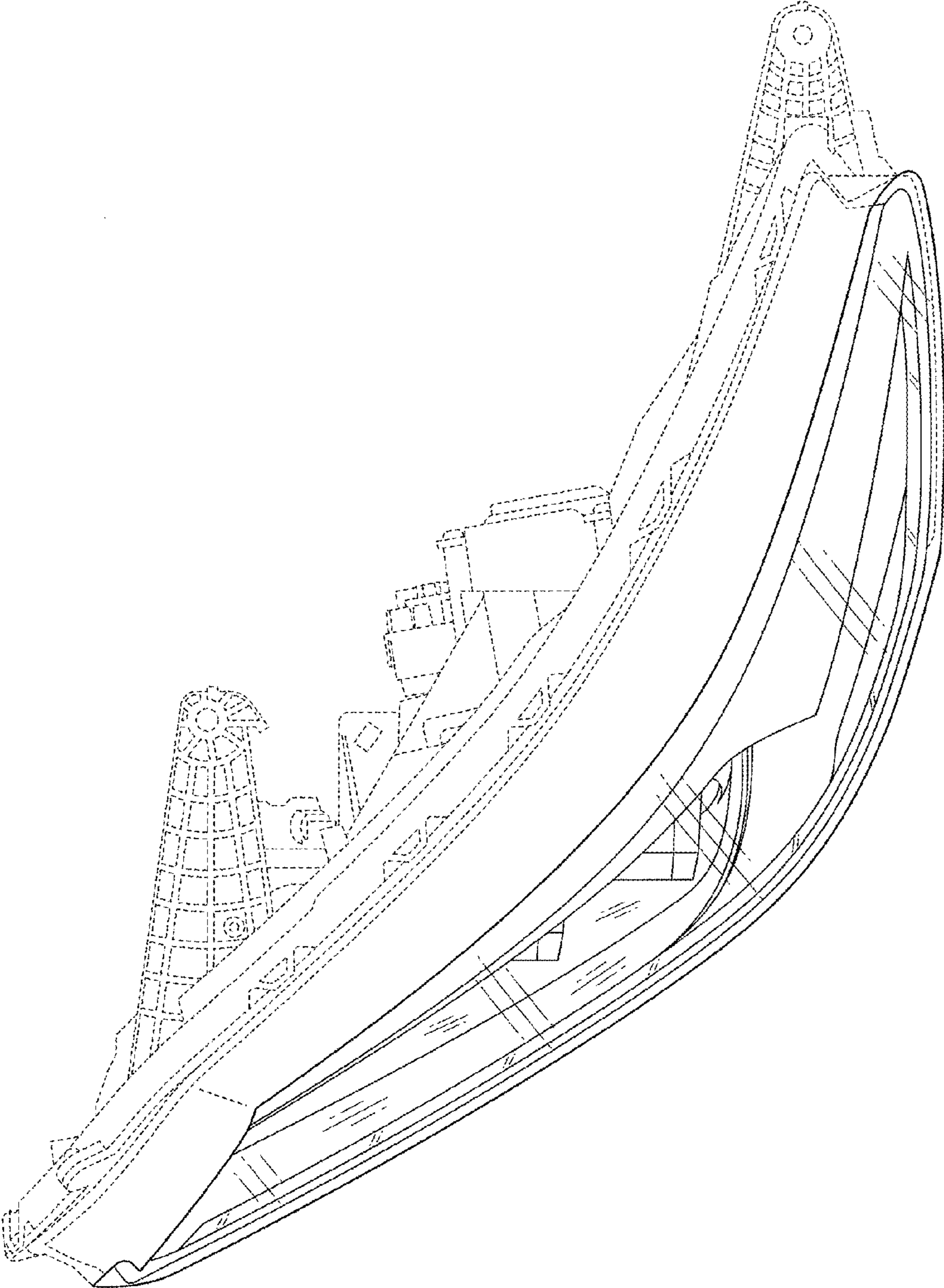


FIG. 4

