



US00D697636S

(12) **United States Design Patent**
Paxton

(10) **Patent No.:** **US D697,636 S**
(45) **Date of Patent:** **** Jan. 14, 2014**

(54) **FREE-STANDING POND**
(76) Inventor: **Andrew Paxton, Surrey (GB)**
(**) Term: **14 Years**
(21) Appl. No.: **29/400,740**
(22) Filed: **Aug. 31, 2011**
(51) **LOC (10) Cl.** **25-03**
(52) **U.S. Cl.**
USPC **D25/2**
(58) **Field of Classification Search**
USPC D25/1, 2, 61; D23/304; D24/201, 204,
D24/205; 4/488, 506
See application file for complete search history.

GB 1561848 A 3/1980
GB 1586767 A 3/1981
GB 2235237 A 2/1991

OTHER PUBLICATIONS

Garden Oasis, found online at www.gardenoasis.co.uk/ponds-water-features-ponds-c-77_78.html, Mar. 25, 2010.

* cited by examiner

Primary Examiner — T. Chase Nelson
Assistant Examiner — Kathleen M Sims
(74) *Attorney, Agent, or Firm* — Crose Law LLC; Bradley D. Crose

(56) **References Cited**

U.S. PATENT DOCUMENTS

D204,746 S * 5/1966 Teschner D25/2
4,064,836 A 12/1977 Taborsky
D294,389 S * 2/1988 Brodeur et al. D24/205
5,010,603 A * 4/1991 Hertzog 4/506
5,083,327 A 1/1992 Gillebaard
D383,853 S * 9/1997 Enns D25/2
5,713,085 A * 2/1998 Enns 4/506
6,527,949 B1 3/2003 Hedberg et al.
6,647,562 B1 * 11/2003 Arout et al. 4/506
2003/0115666 A1 * 6/2003 Lin 4/506
2007/0044224 A1 * 3/2007 Cheng et al. 4/506
2009/0044327 A1 * 2/2009 Cheng 4/506
2010/0083437 A1 * 4/2010 Hui 4/506

FOREIGN PATENT DOCUMENTS

CN 201287867 Y 11/2008
DE 19619619 A1 11/1996
DE 19904335 A1 2/1998
DE 102005008174 A1 3/2004
DE 202004004879 U1 3/2004
FR 1405311 A 7/1965
FR 2558508 A3 10/1984
FR 2678806 A1 1/1993

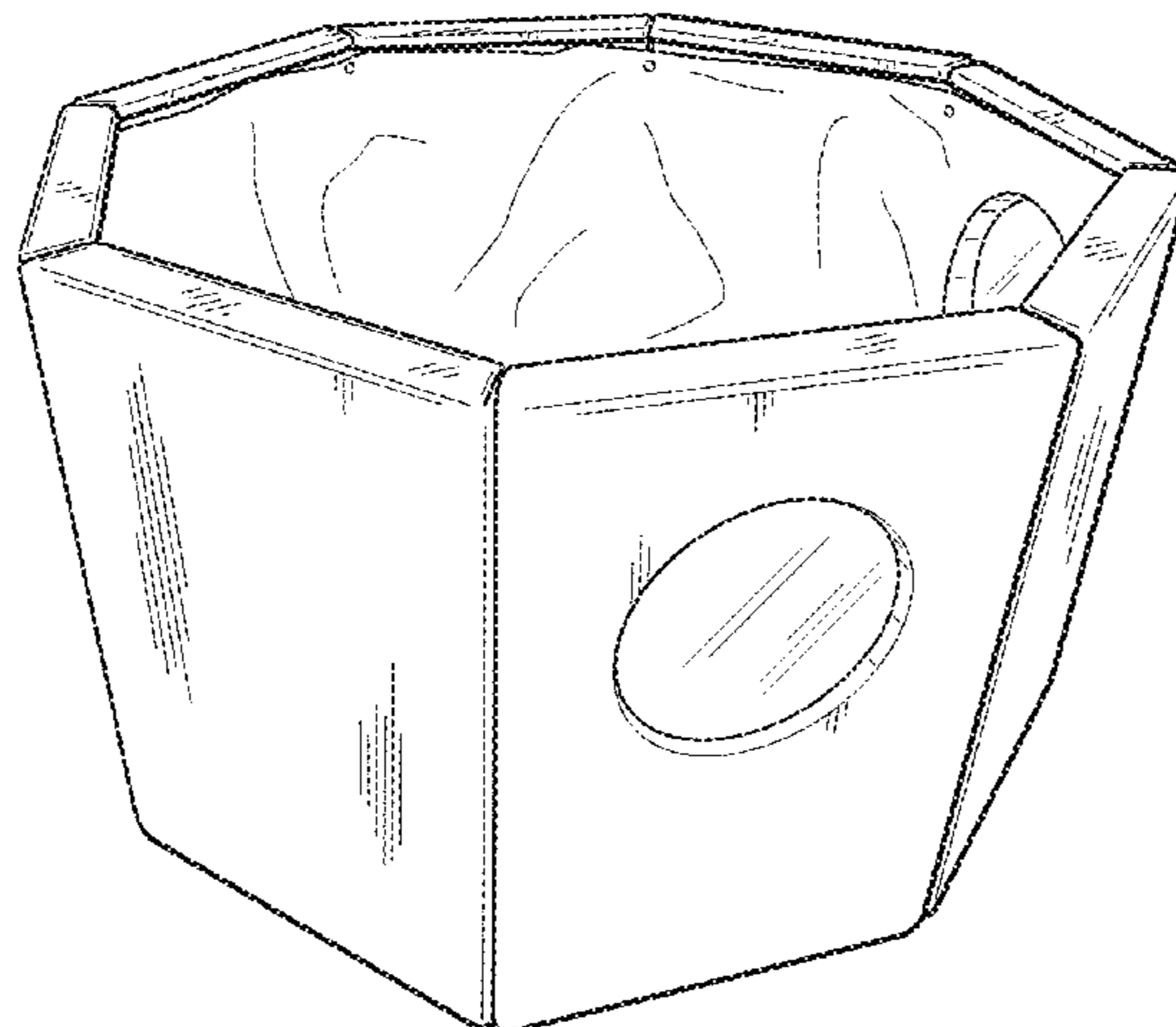
(57) **CLAIM**

The ornamental design for a free-standing pond, as shown and described.

DESCRIPTION

FIG. 1 is a perspective view of a free-standing pond, from approximately 45 degrees above the horizontal, and to one side, illustrating the new, original, and ornamental design; FIG. 2 is a perspective view of the free-standing pond, from approximately 80 degrees above the horizontal, and to one side, illustrating the new, original, and ornamental design; FIG. 3 is a top plan view of the free-standing pond, illustrating the new, original, and ornamental design; FIG. 4 is an elevational view of the free-standing pond, from one side, illustrating the new, original, and ornamental design; and, FIG. 5 is an elevational view of the free-standing pond, from a side 90 degrees around from the view shown in FIG. 4, illustrating the new, original, and ornamental design. The broken lines shown in the drawings are included for the purpose of illustrating environmental structure and form no part of the claimed design.

1 Claim, 5 Drawing Sheets



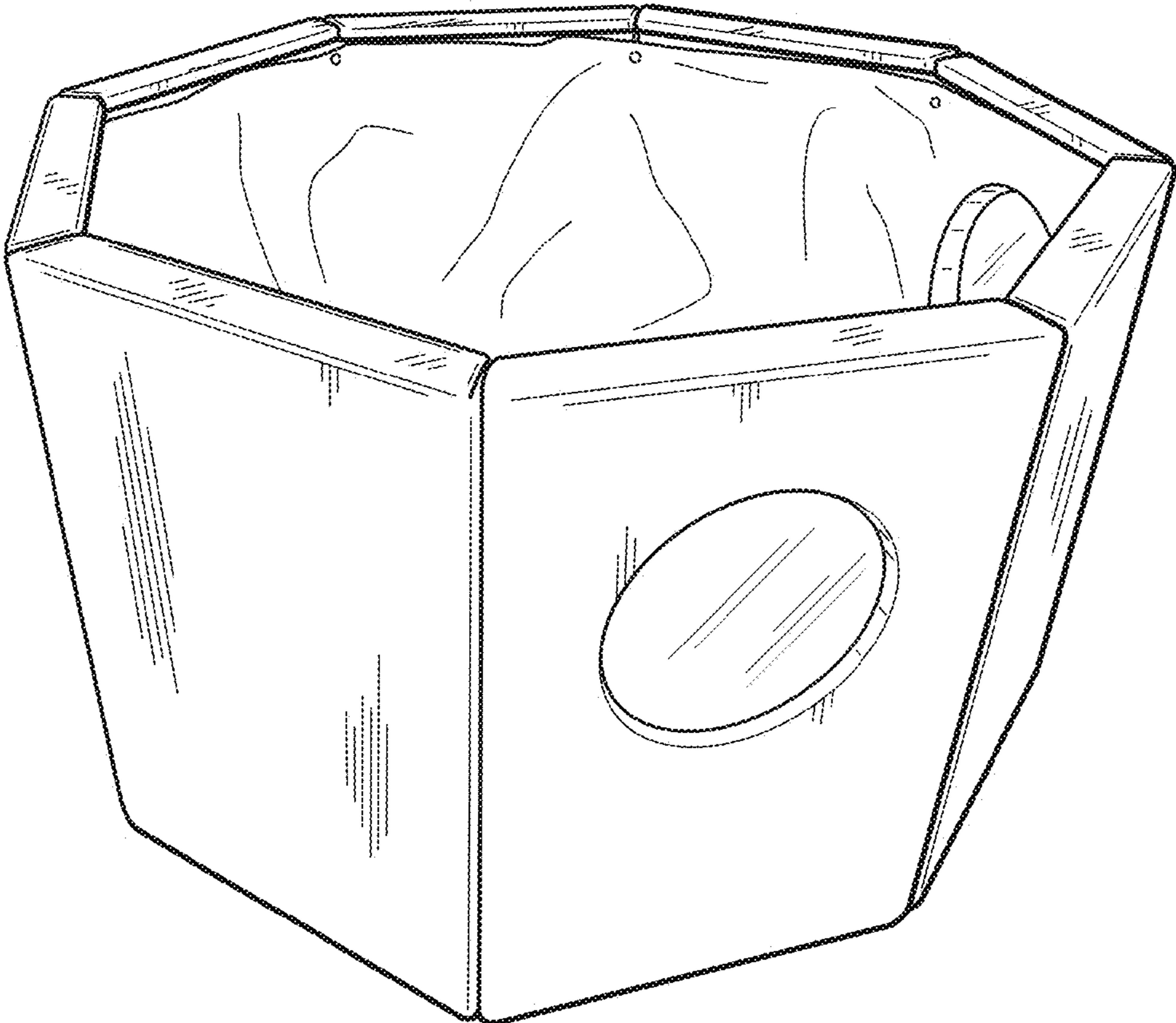


Fig. 1

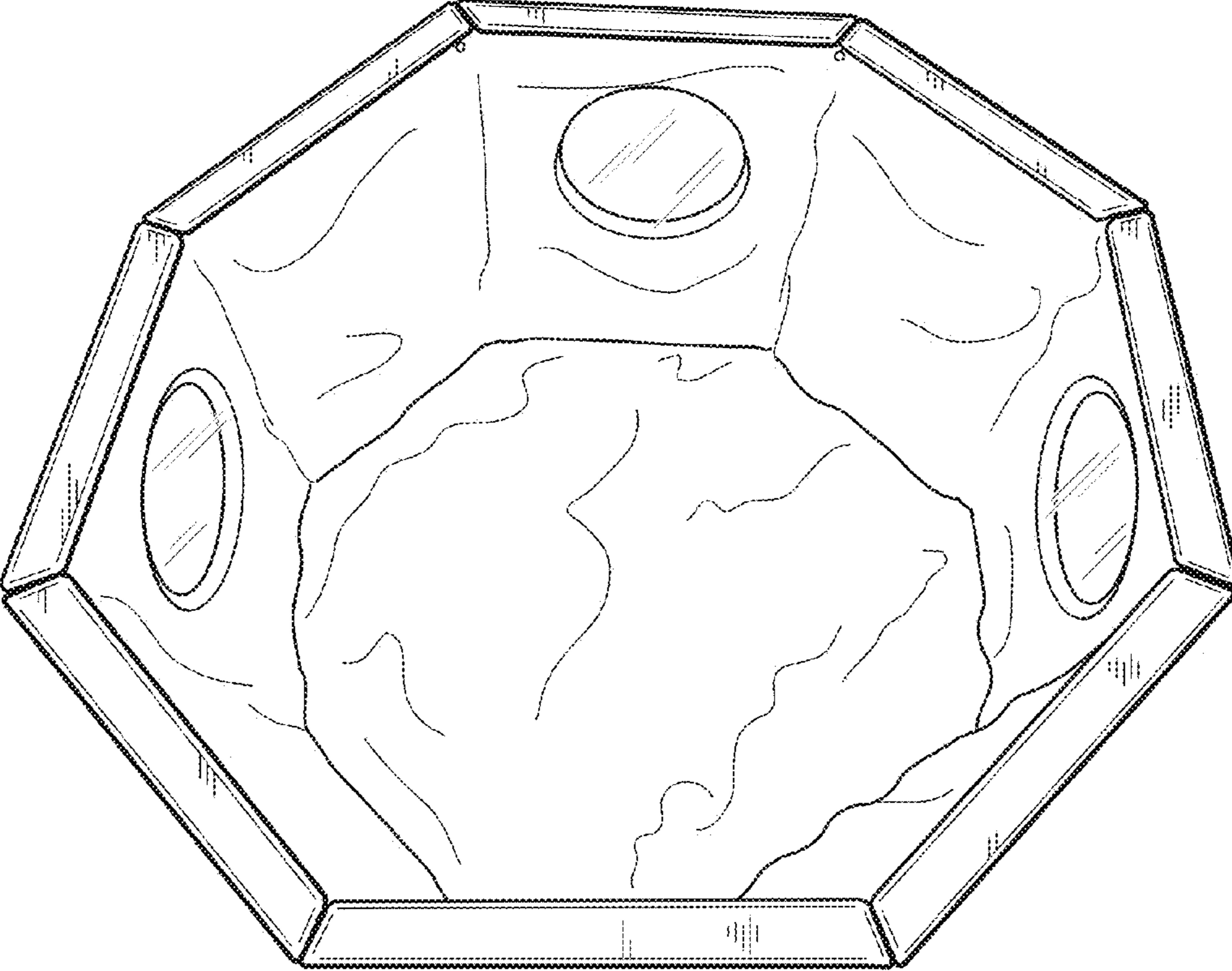


Fig. 2

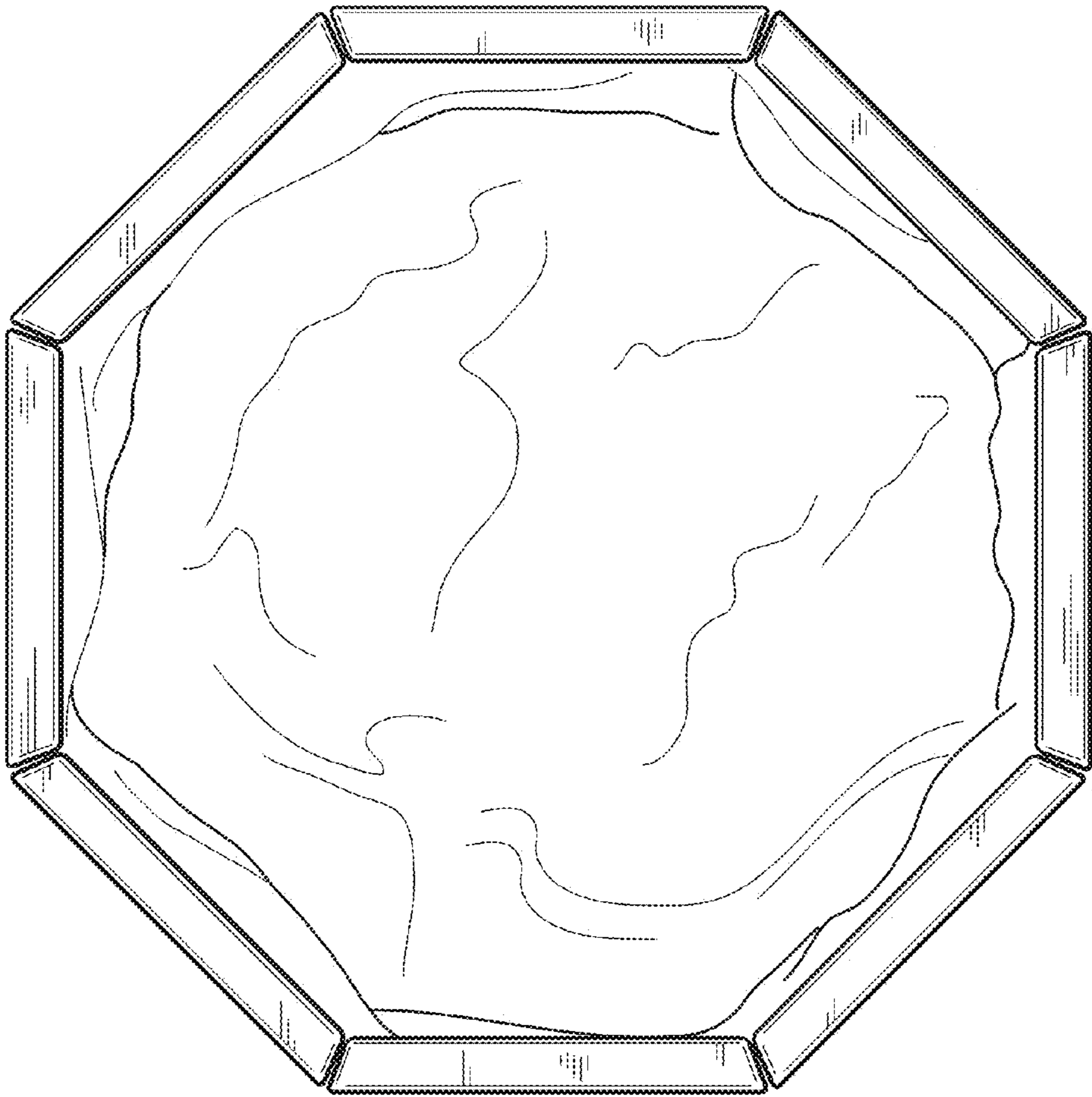


Fig. 3

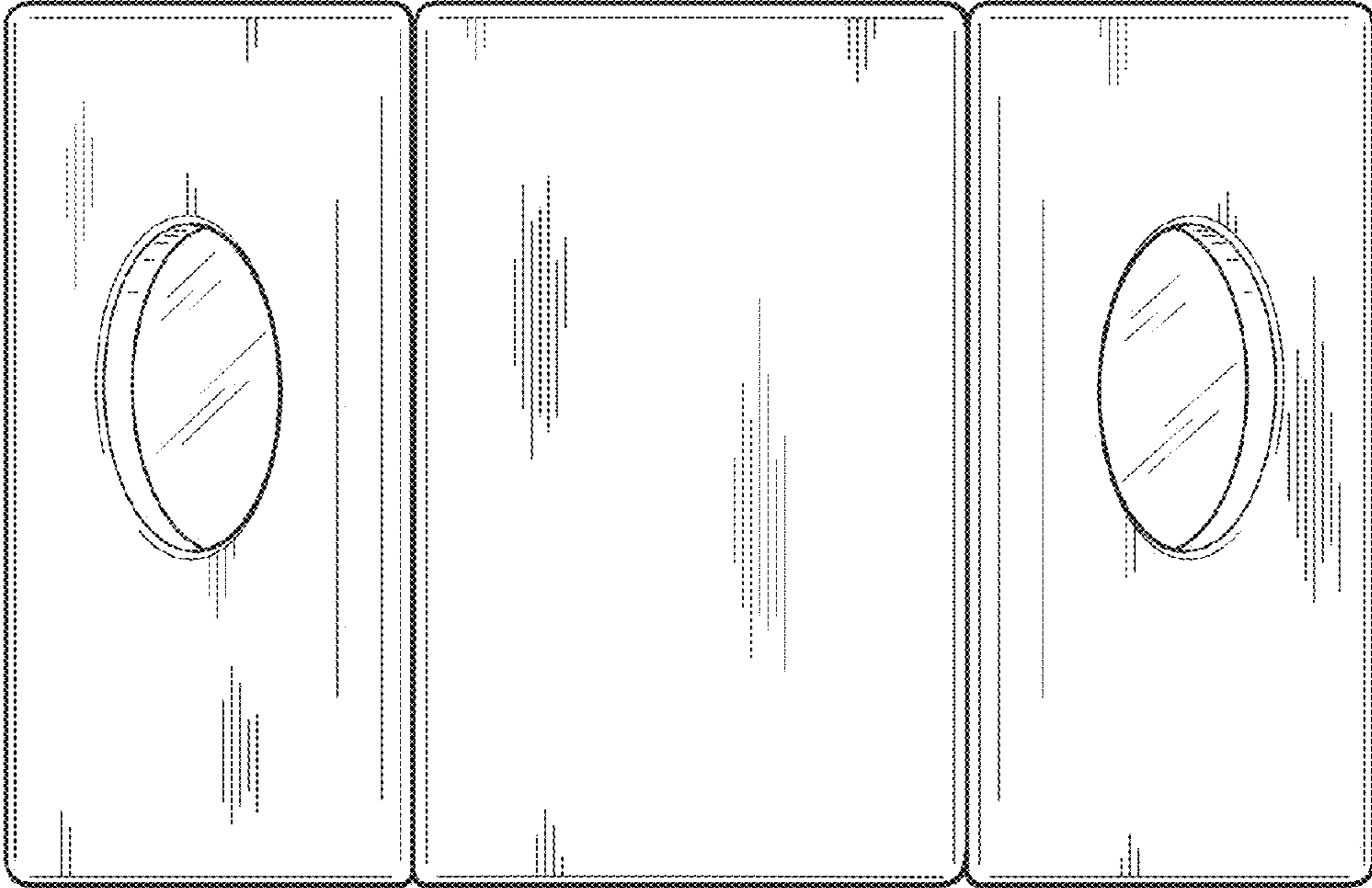


Fig. 4

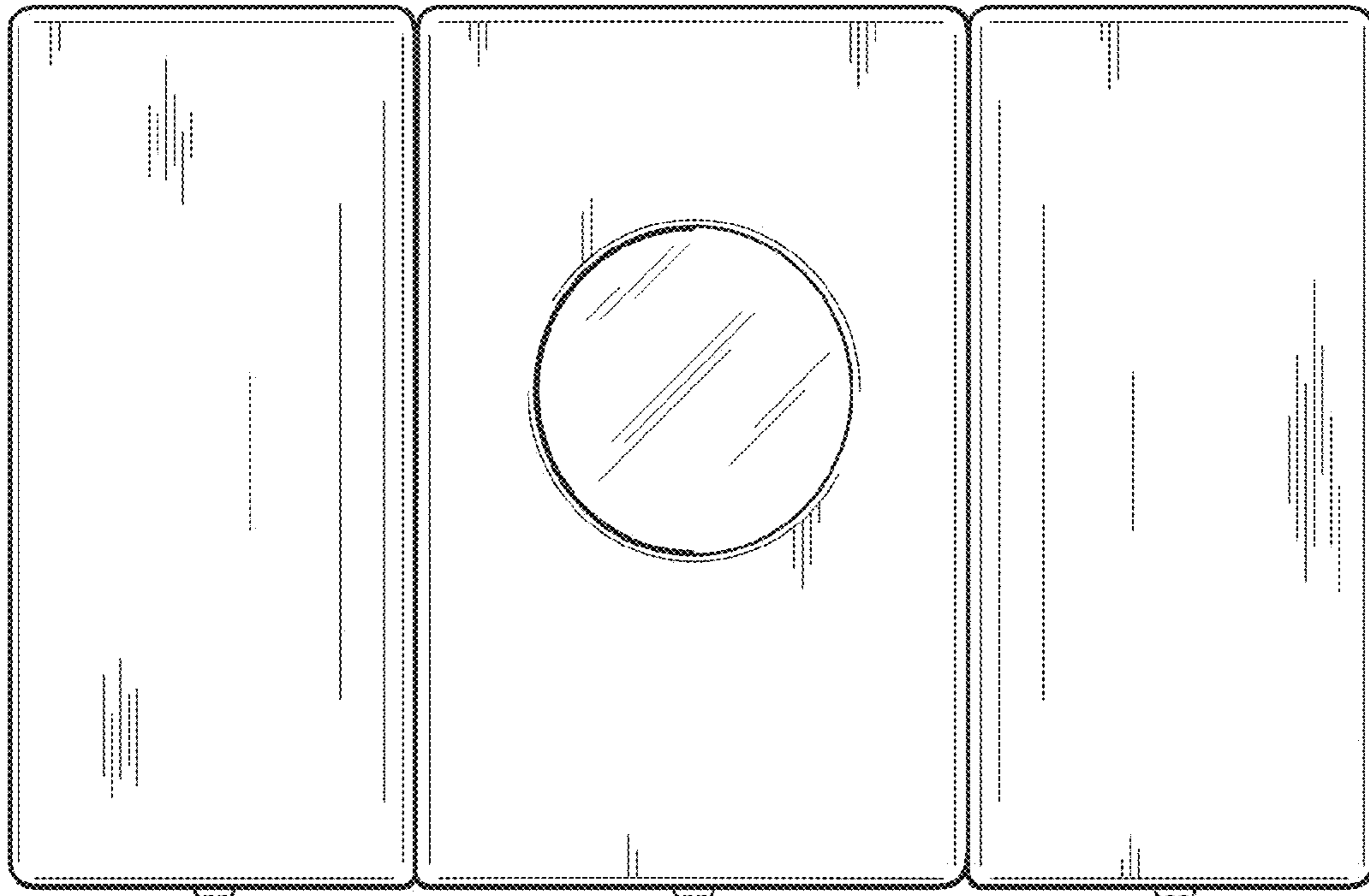


Fig. 5