



US00D697630S

(12) **United States Design Patent**  
**Turner**

(10) **Patent No.:** **US D697,630 S**  
(45) **Date of Patent:** **\*\* Jan. 14, 2014**

- (54) **NEUROMUSCULAR THERAPY DEVICE**
- (71) Applicant: **Thomas W. Turner**, Powell, OH (US)
- (72) Inventor: **Thomas W. Turner**, Powell, OH (US)
- (\*\*) Term: **14 Years**
- (21) Appl. No.: **29/459,557**
- (22) Filed: **Jul. 1, 2013**

D319,105 S *	8/1991	Cheng .....	D24/215
D329,499 S *	9/1992	Ohashi .....	D24/213
D340,116 S *	10/1993	Ohashi .....	D24/213
D358,656 S *	5/1995	Chang .....	D24/213
D364,231 S *	11/1995	Kou et al. ....	D24/215
D385,360 S *	10/1997	Benaron .....	D24/215
D492,791 S *	7/2004	Alexander .....	D24/211
6,907,624 B2 *	6/2005	Wang et al. ....	4/606
D511,213 S *	11/2005	Hasegawa .....	D24/200
D613,871 S *	4/2010	Choi et al. ....	D24/215
D615,662 S *	5/2010	Turner .....	D24/200
D619,268 S *	7/2010	Sugiyama et al. ....	D24/212

**Related U.S. Application Data**

- (62) Division of application No. 29/429,327, filed on Aug. 9, 2012, now Pat. No. Des. 687,958.
- (51) **LOC (10) Cl.** ..... **28-03**
- (52) **U.S. Cl.**  
USPC ..... **D24/215**
- (58) **Field of Classification Search**  
USPC ..... D24/200, 211, 212, 213, 214, 215;  
601/114, 120, 121, 124, 125, 130, 131,  
601/134, 135, 136, 137  
See application file for complete search history.

\* cited by examiner

*Primary Examiner* — Sandra Snapp

(74) *Attorney, Agent, or Firm* — Squire Sanders (US) LLP

(57) **CLAIM**

The ornamental design for a neuromuscular therapy device, as shown and described.

**DESCRIPTION**

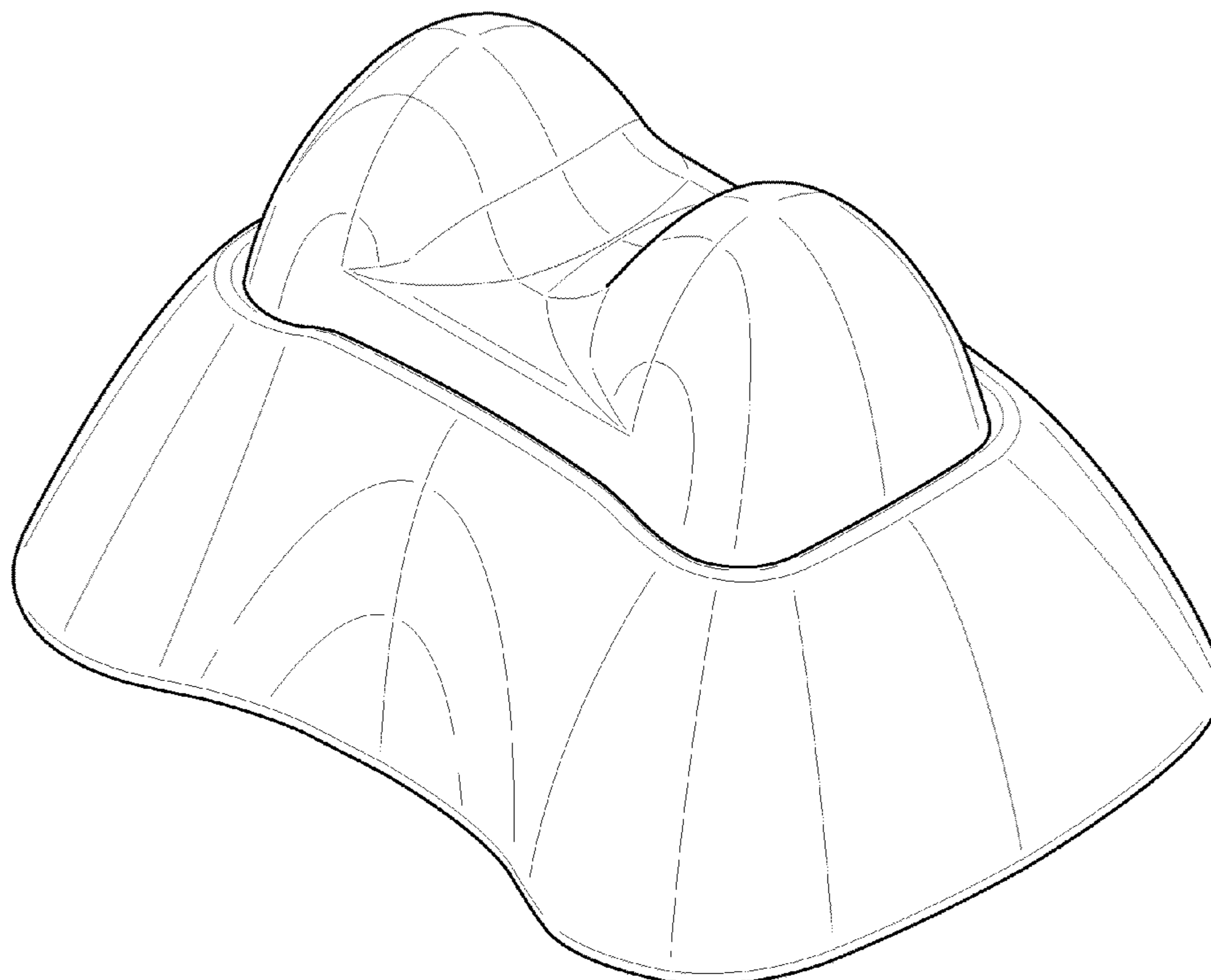
FIG. 1 is a perspective view of a neuromuscular therapy device, showing the design according to my invention; FIG. 2 is a front view of the neuromuscular therapy device; FIG. 3 is a side view of the neuromuscular therapy device; and, FIG. 4 is a top plan view of the neuromuscular therapy device.

(56) **References Cited**

**U.S. PATENT DOCUMENTS**

D253,790 S *	12/1979	Grube .....	D24/215
D260,430 S *	8/1981	Grube .....	D24/214

**1 Claim, 3 Drawing Sheets**



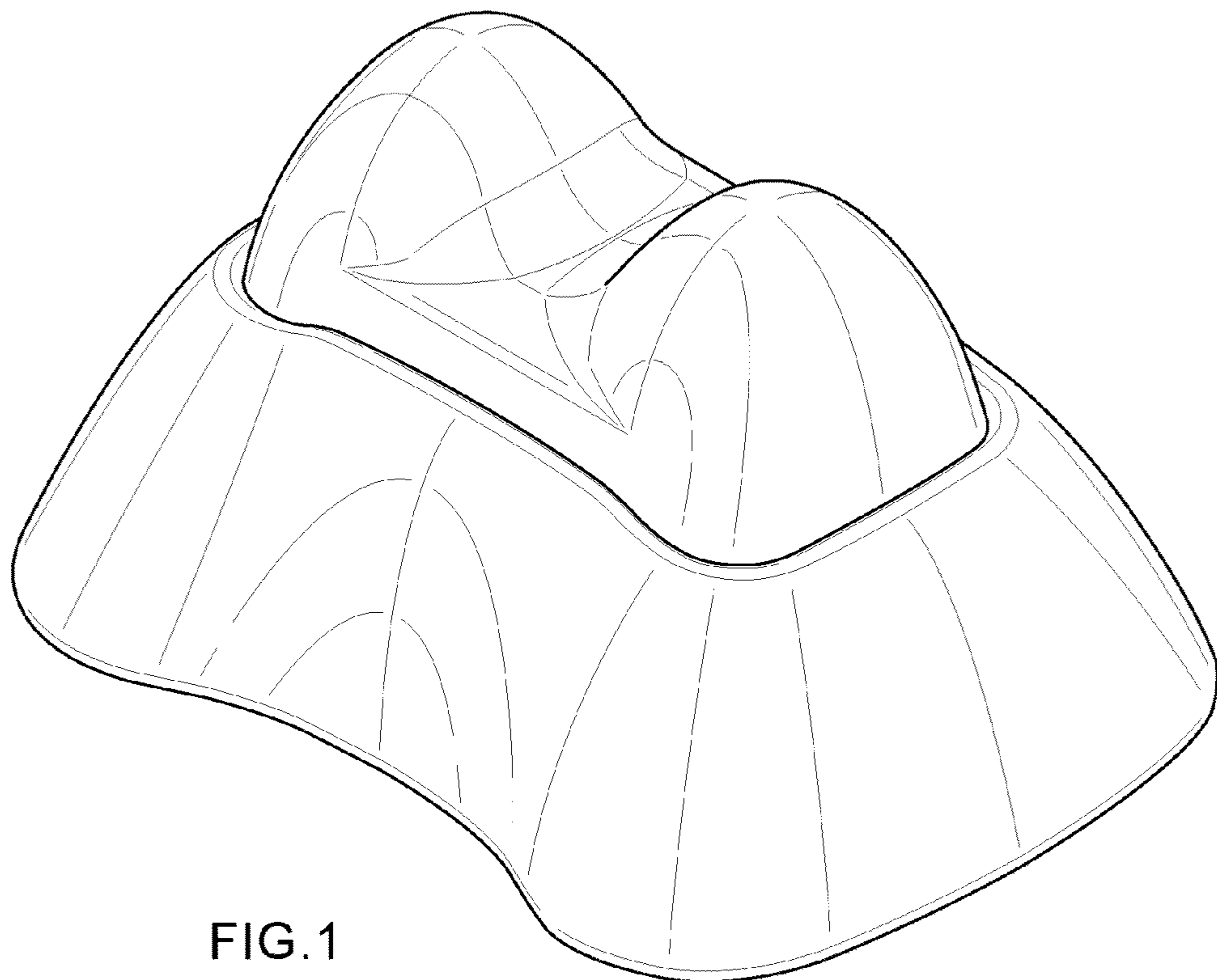


FIG. 1

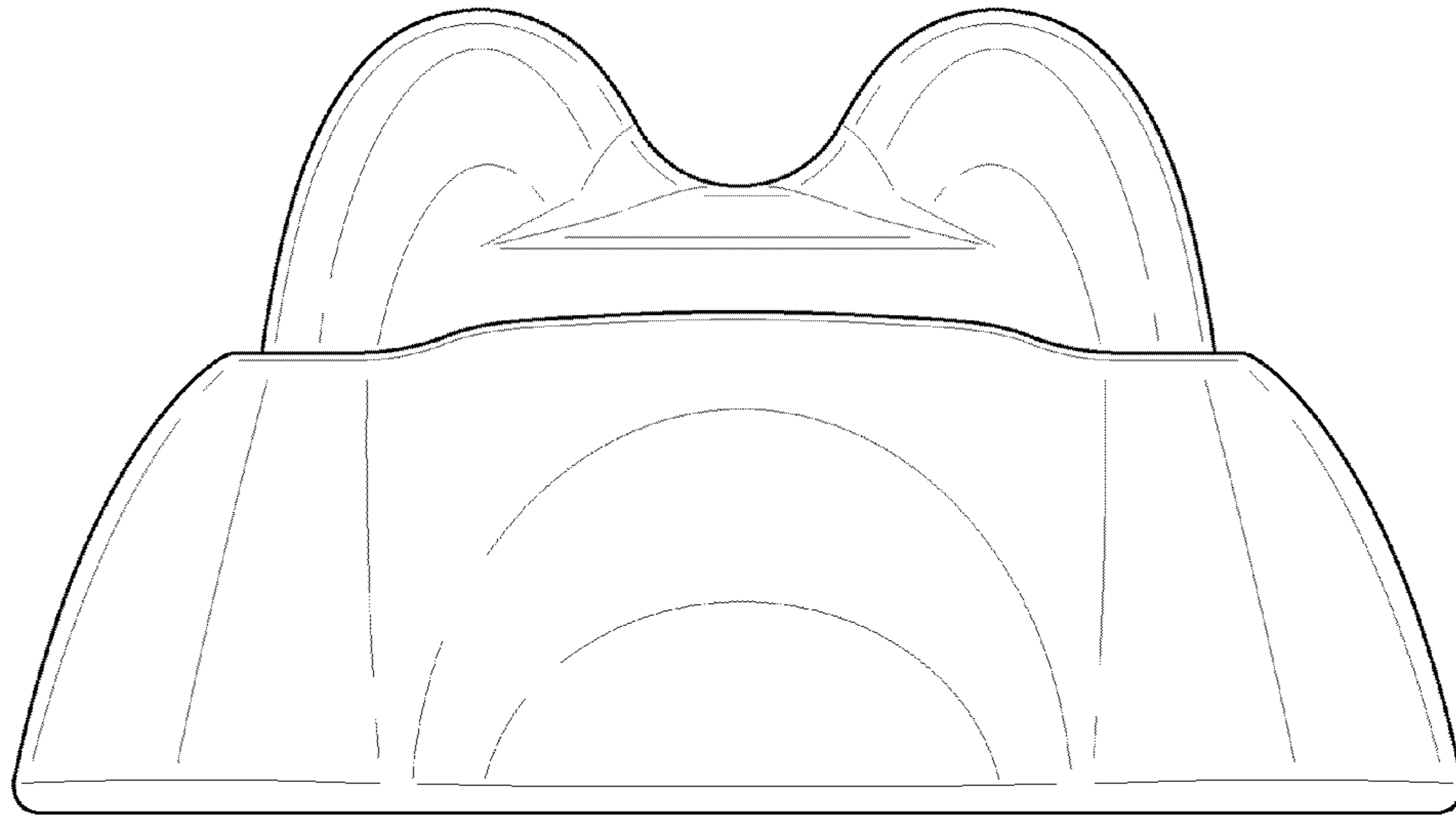


FIG. 2

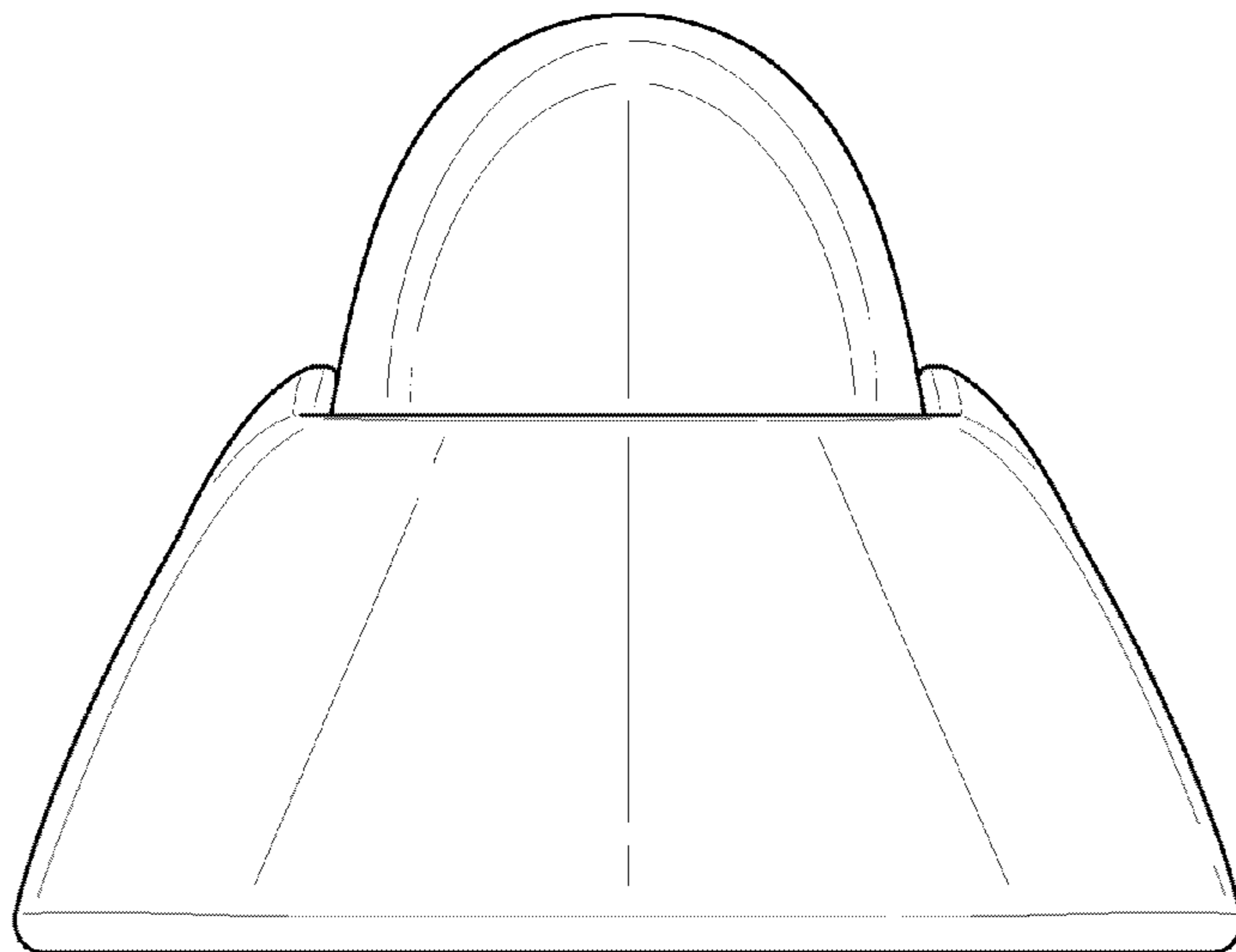


FIG. 3

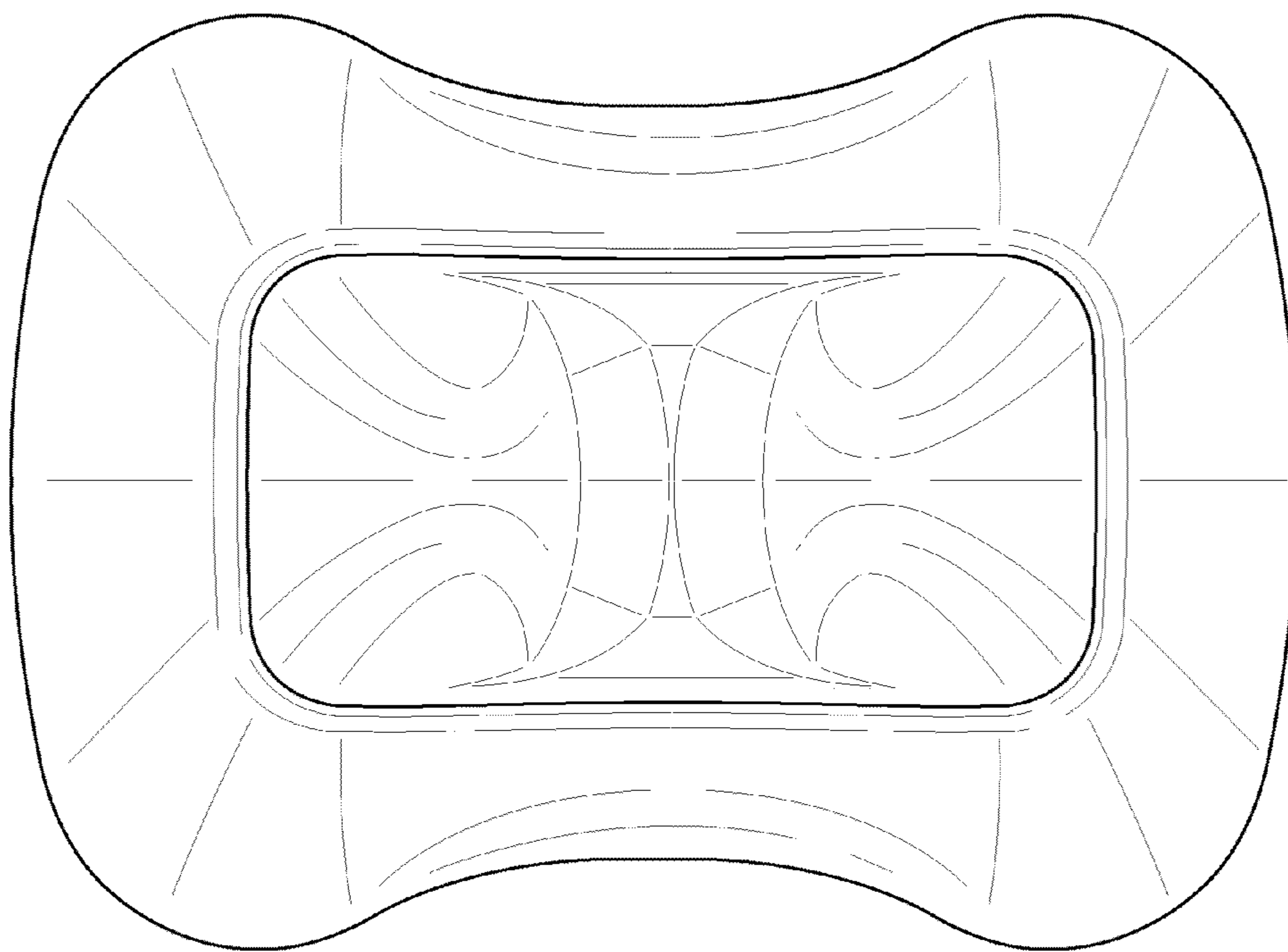


FIG.4