



US00D697629S

(12) **United States Design Patent**  
**Kim**

(10) **Patent No.:** **US D697,629 S**  
(45) **Date of Patent:** **\*\* Jan. 14, 2014**

(54) **DEVICE FOR MYOFASCIAL RELEASE**

(75) Inventor: **Hee-Soo Kim**, Suwon-si (KR)

(73) Assignees: **Hee-Soo Kim**, Suwon-Si, Gyeonggi-Do (KR); **T&I Co., Ltd.**, Hanam-Si, Gyeonggi-Do (KR)

(\*\*) Term: **14 Years**

(21) Appl. No.: **29/408,186**

(22) Filed: **Dec. 8, 2011**

(30) **Foreign Application Priority Data**

Jun. 8, 2011 (KR) ..... 30-2011-0023445

(51) **LOC (10) Cl.** ..... **28-03**

(52) **U.S. Cl.**  
USPC ..... **D24/211**

(58) **Field of Classification Search**  
USPC ..... D24/200, 211, 212, 213, 214, 215;  
601/114, 120, 121, 124, 125, 130, 131,  
601/134, 135, 136, 137  
See application file for complete search history.

(56) **References Cited**

**U.S. PATENT DOCUMENTS**

4,210,134 A \* 7/1980 Okazaki et al. .... 601/134  
D260,430 S \* 8/1981 Grube ..... D24/214

D299,169 S \* 12/1988 Hall ..... D24/215  
D305,563 S \* 1/1990 Yamasaki ..... D24/215  
D310,416 S \* 9/1990 Yamasaki ..... D24/211  
D351,024 S \* 9/1994 Chou ..... D24/215  
D369,669 S \* 5/1996 Hinoki ..... D24/215  
D408,926 S \* 4/1999 Hashimoto ..... D24/215  
D435,299 S \* 12/2000 Chou ..... D24/213

**FOREIGN PATENT DOCUMENTS**

KR 30-0546912 12/2009  
KR 30-0604206 7/2011

\* cited by examiner

*Primary Examiner* — Sandra Snapp

(74) *Attorney, Agent, or Firm* — Nath, Goldberg & Meyer;  
Jerald L. Meyer; Scott C. Langford

(57) **CLAIM**

The ornamental design for a device for myofascial release, as shown and described.

**DESCRIPTION**

FIG. 1 is a perspective view of the claimed design;  
FIG. 2 is a front view thereof;  
FIG. 3 is a rear view thereof;  
FIG. 4 is a left side view thereof;  
FIG. 5 is a right side view thereof;  
FIG. 6 is a top plan view thereof; and,  
FIG. 7 is a bottom plan view thereof.

**1 Claim, 4 Drawing Sheets**

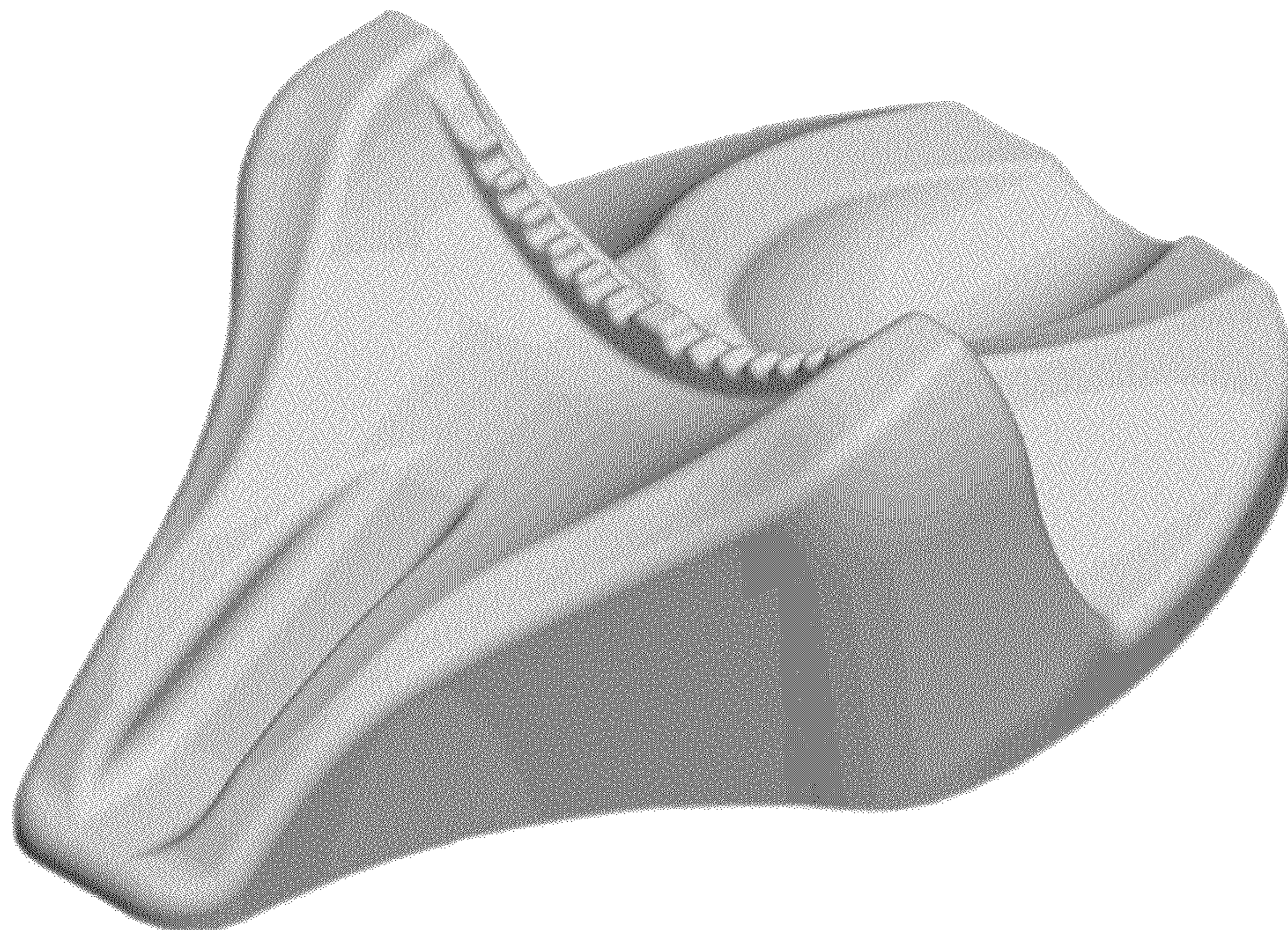


FIG. 1

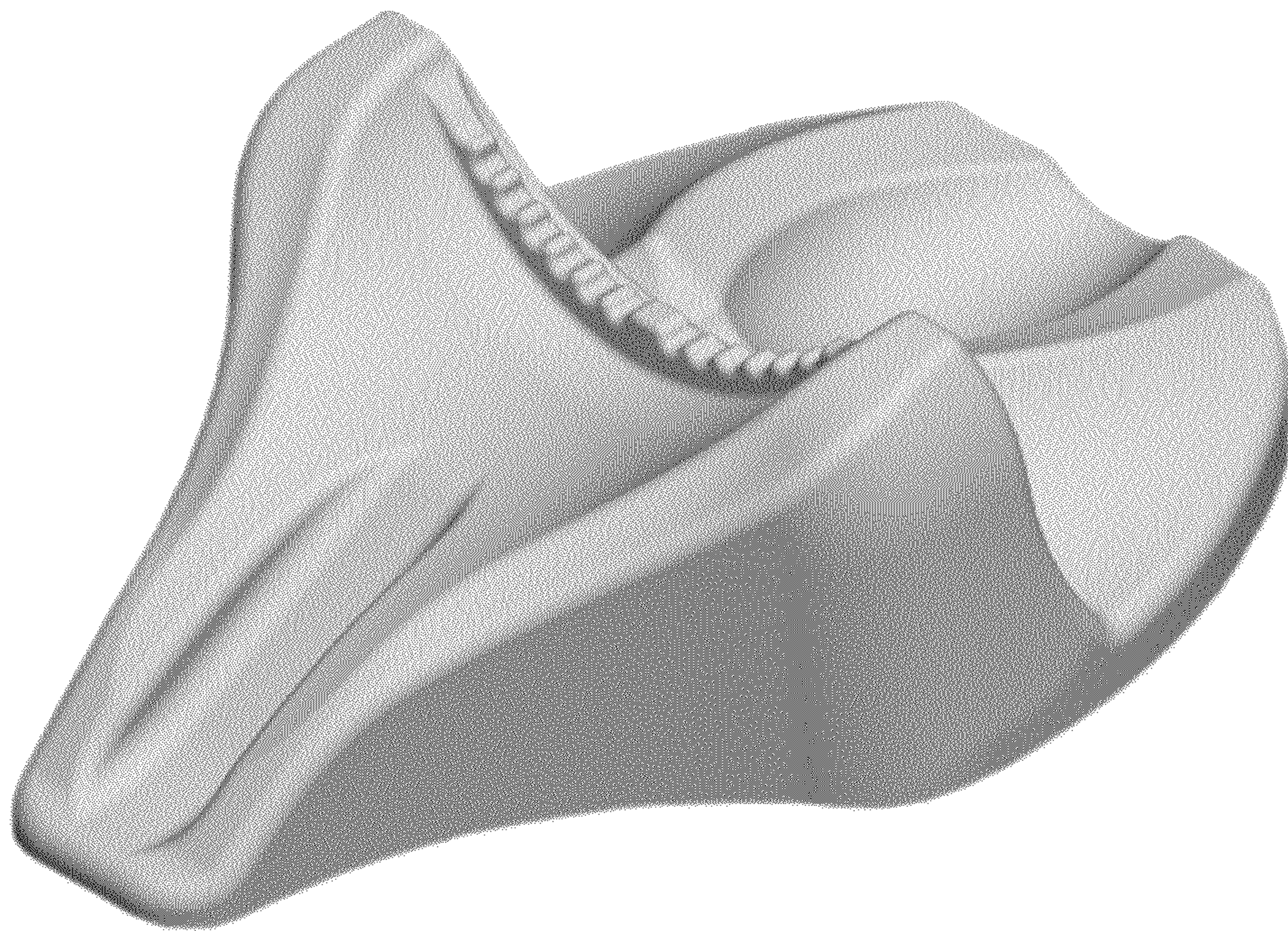


FIG. 2




FIG. 3




FIG. 4




FIG. 5




FIG. 6

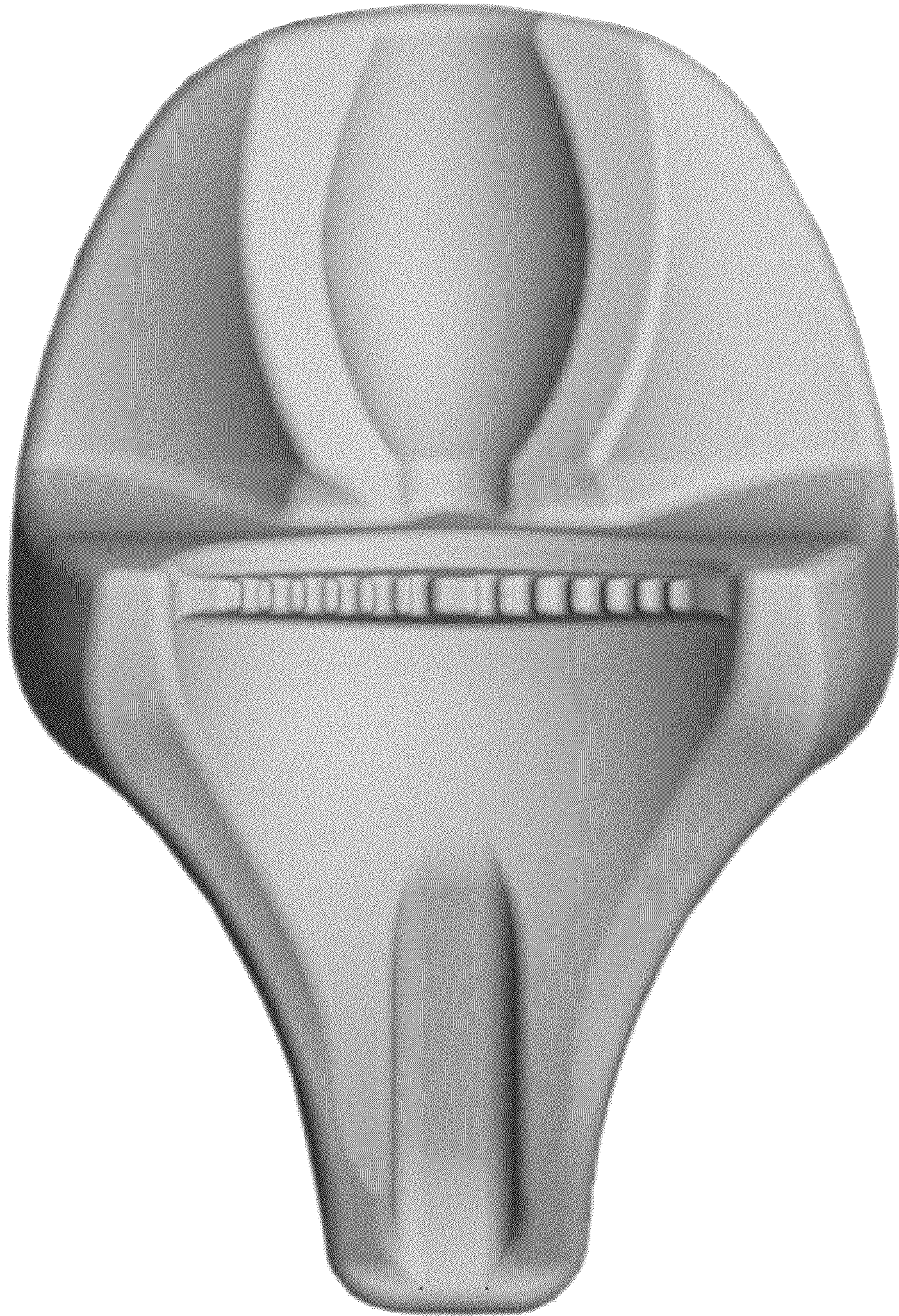


FIG. 7

