



US00D697615S

(12) **United States Design Patent**
Pick et al.

(10) **Patent No.:** **US D697,615 S**
(45) **Date of Patent:** **** Jan. 14, 2014**

- (54) **EARPLUG**
- (71) Applicant: **Bumble BE Holdings, LLC**, Los Angeles, CA (US)
- (72) Inventors: **Douglas Pick**, Aliso Viejo, CA (US); **Steven Daniel Butler**, Torrance, CA (US)
- (73) Assignee: **Bumble BE Holdings, LLC**, Los Angeles, CA (US)
- (**) Term: **14 Years**
- (21) Appl. No.: **29/447,641**
- (22) Filed: **Mar. 5, 2013**
- (51) **LOC (10) Cl.** **24-04**
- (52) **U.S. Cl.**
USPC **D24/106**
- (58) **Field of Classification Search**
USPC D24/105, 106, 173, 174; D14/205, 206, D14/223; D29/112; 128/864, 865; 181/135; 381/380
See application file for complete search history.

D481,118 S	10/2003	Doty et al.	
D512,141 S	11/2005	Mishkin et al.	
6,981,504 B2	1/2006	Jenkins, Jr.	
D521,637 S	5/2006	Yang	
D529,169 S	9/2006	Ryan	
7,107,993 B2	9/2006	Magidson	
D535,644 S	1/2007	Drambarean et al.	
D536,089 S	1/2007	Magidson et al.	
D548,325 S *	8/2007	Benner	D24/106
7,305,992 B2	12/2007	Fleming	
7,314,047 B2	1/2008	Falco	
D571,456 S *	6/2008	Osterberg	D24/105
D592,300 S	5/2009	Yeh	
7,537,011 B2	5/2009	Falco	
D606,189 S	12/2009	Lajtai	
7,697,706 B2	4/2010	Doty	
D617,891 S *	6/2010	Turdjian	D24/106
D624,999 S	10/2010	Turdjian et al.	
7,967,015 B2	6/2011	Jenkins, Jr.	
7,984,716 B2	7/2011	Purcell et al.	
8,113,207 B2	2/2012	Gehling et al.	
8,161,975 B2	4/2012	Turdjian	
2002/0139707 A1 *	10/2002	Hakansson	206/526

(Continued)

Primary Examiner — Ian Simmons
Assistant Examiner — Richelle G Shelton
(74) *Attorney, Agent, or Firm* — Risso & Associates

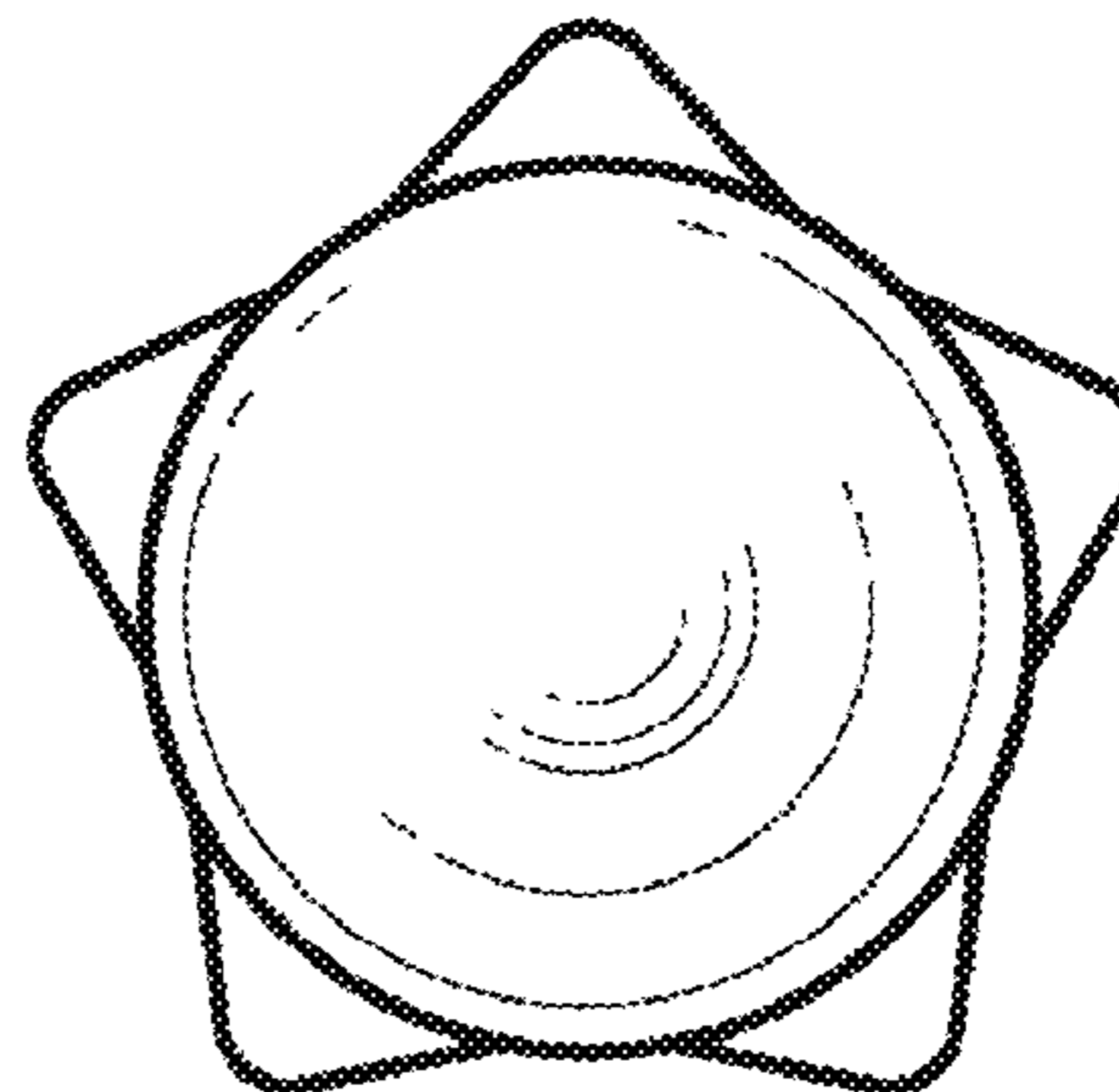
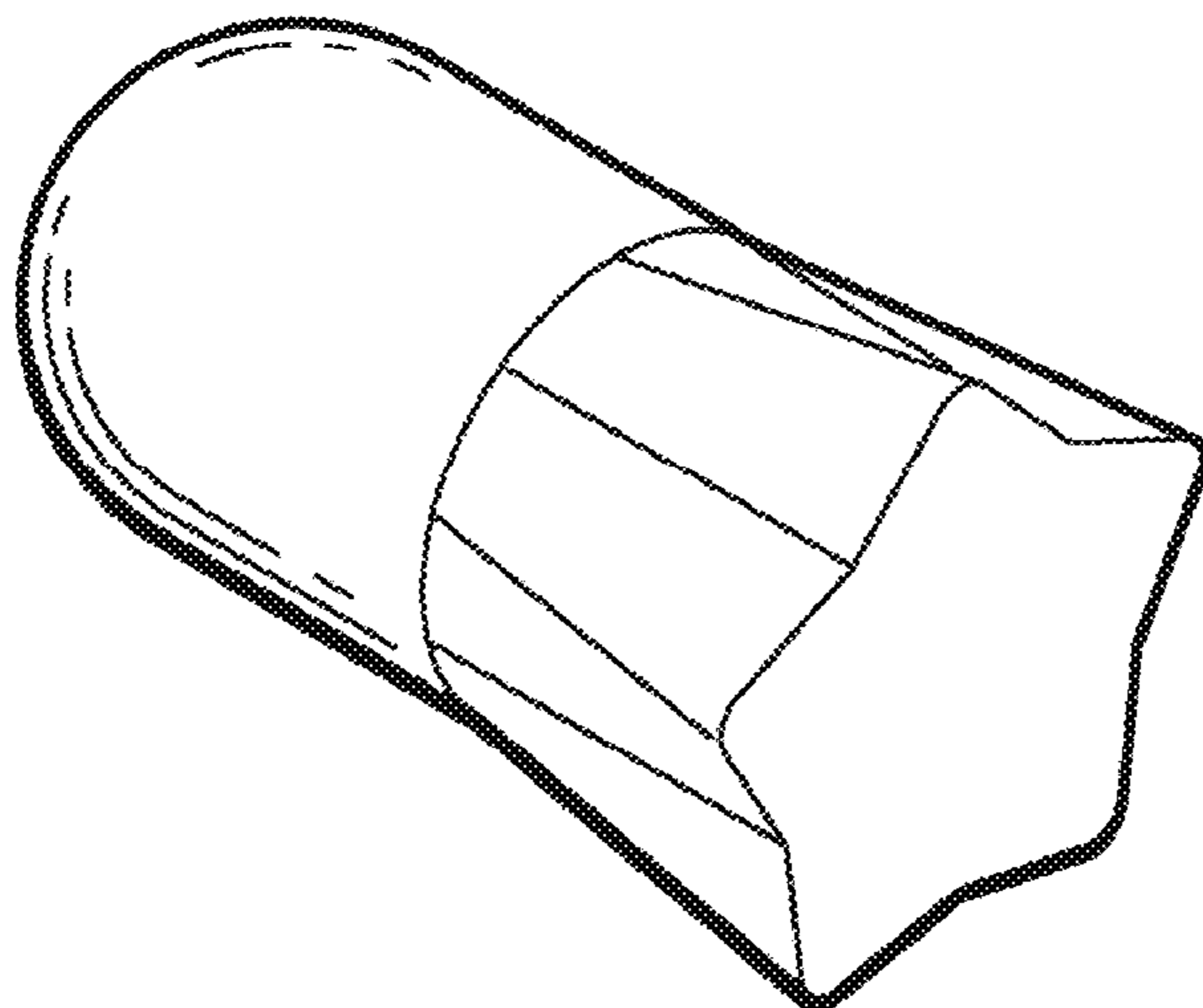
(57) **CLAIM**
The ornamental design for an earplug, as shown and described.

DESCRIPTION

FIG. 1 is a left, front-perspective view of an earplug; FIG. 2 is a right, rear-perspective view of the earplug; FIG. 3 is a top-view of the earplug; FIG. 4 is a bottom-view of the earplug; FIG. 5 is a left, side-view of the earplug; FIG. 6 is a right, side-view of the earplug; FIG. 7 is a front-view of the earplug; and, FIG. 8 is a rear-view of the earplug.

1 Claim, 1 Drawing Sheet

- (56) **References Cited**
U.S. PATENT DOCUMENTS
- | | | | |
|--------------|---------|-----------------|---------|
| 4,774,938 A | 10/1988 | Leight | |
| 5,036,681 A | 8/1991 | Schaerer | |
| 5,113,967 A | 5/1992 | Killion et al. | |
| D341,656 S * | 11/1993 | Leight | D24/106 |
| 5,904,143 A | 5/1999 | Magidson et al. | |
| 5,957,136 A | 9/1999 | Magidson et al. | |
| 5,988,313 A | 11/1999 | Hakansson | |
| 6,006,857 A | 12/1999 | Leight et al. | |
| D427,304 S | 6/2000 | Magidson et al. | |
| D435,645 S | 12/2000 | Westerdal | |
| D437,048 S | 1/2001 | Hirshfeld | |
| 6,264,870 B1 | 7/2001 | Hakansson | |
| 6,440,339 B1 | 8/2002 | Magidson et al. | |



(56)

References Cited

U.S. PATENT DOCUMENTS

2006/0102418 A1 5/2006 Magidson
2010/0294285 A1 11/2010 Turdjian

2012/0073583 A1 3/2012 Turdjian
2012/0199143 A1 8/2012 Turdjian et al.
2012/0272974 A1 11/2012 Magidson et al.

* cited by examiner

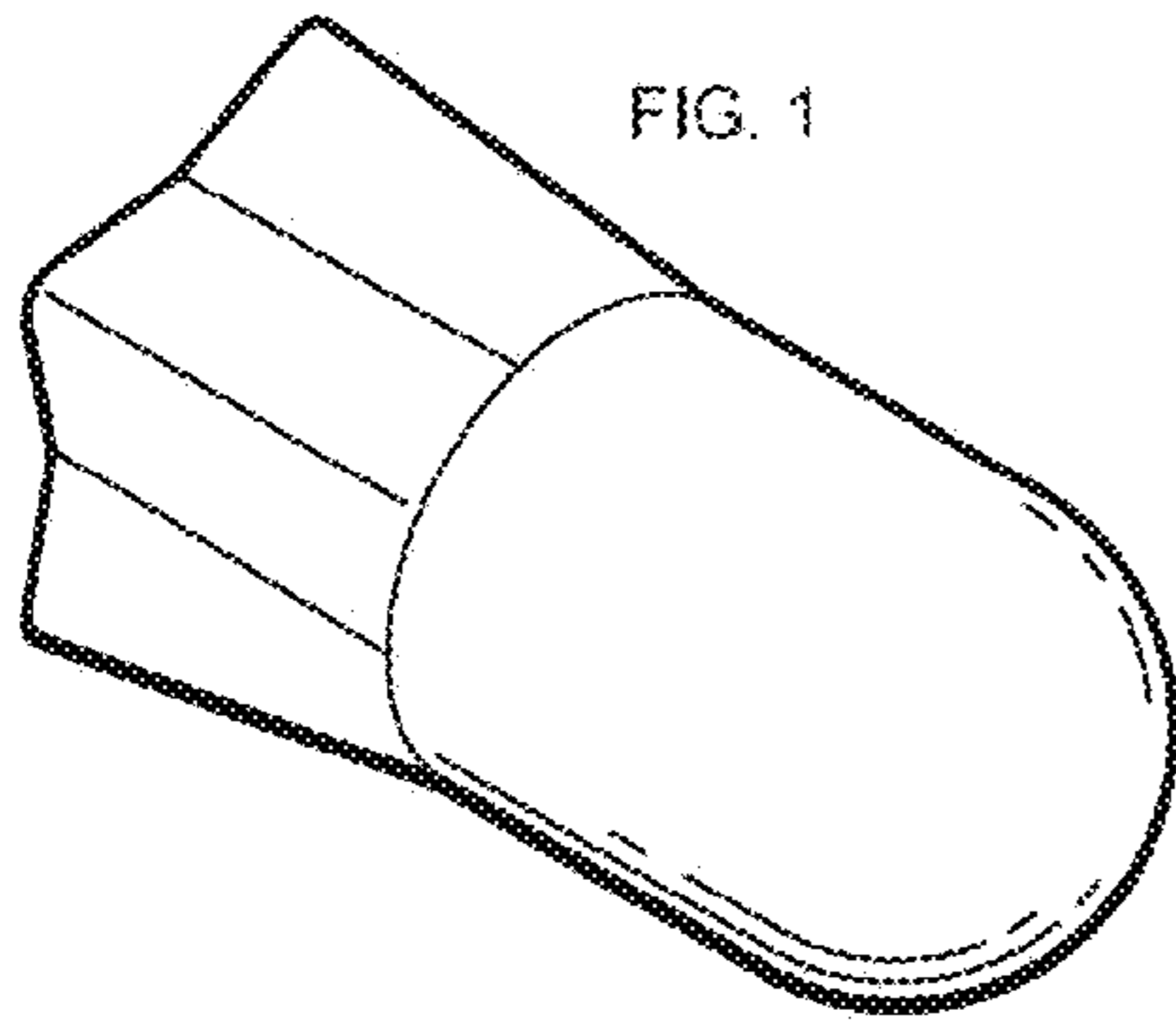


FIG. 1

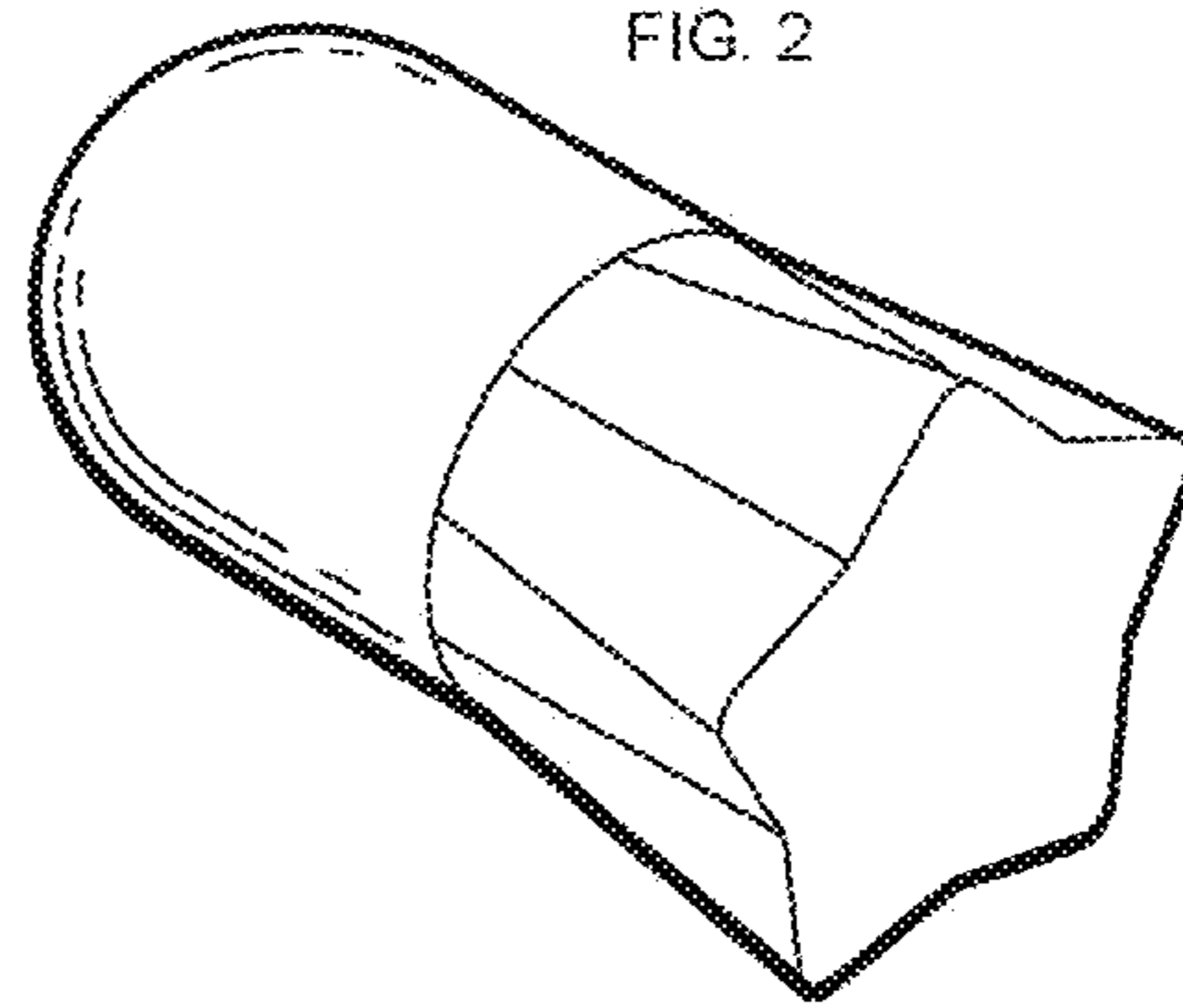


FIG. 2

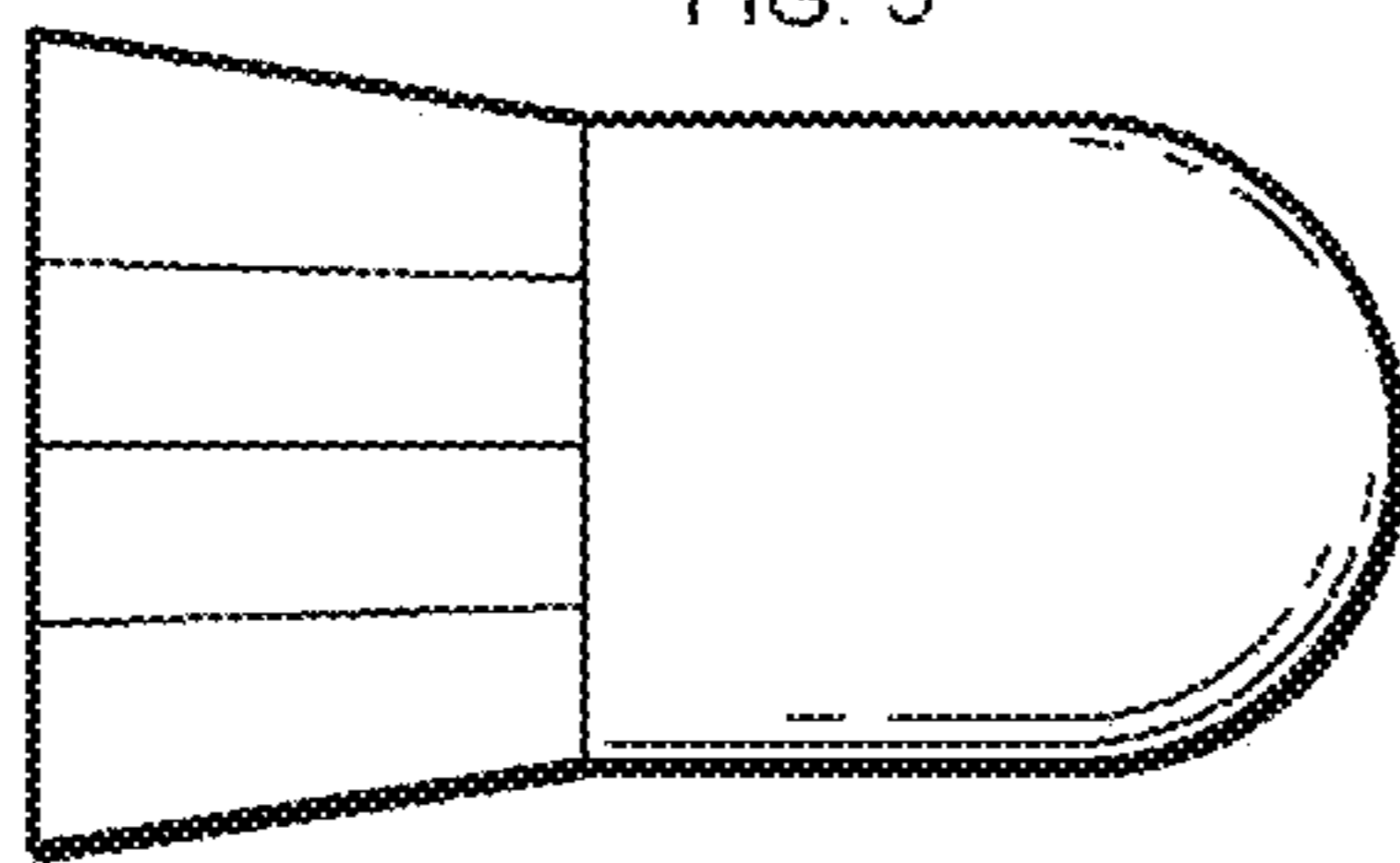


FIG. 3

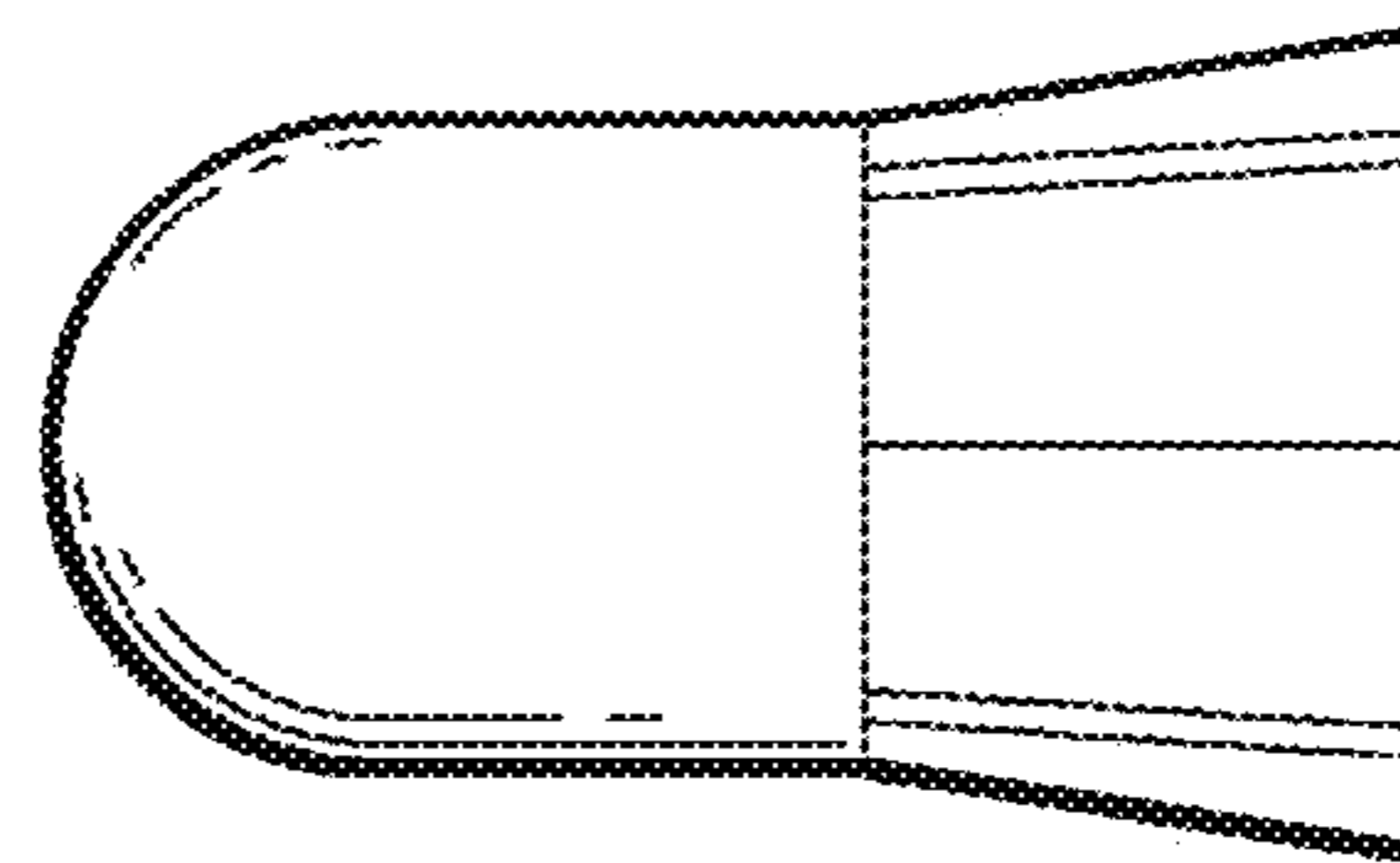


FIG. 4

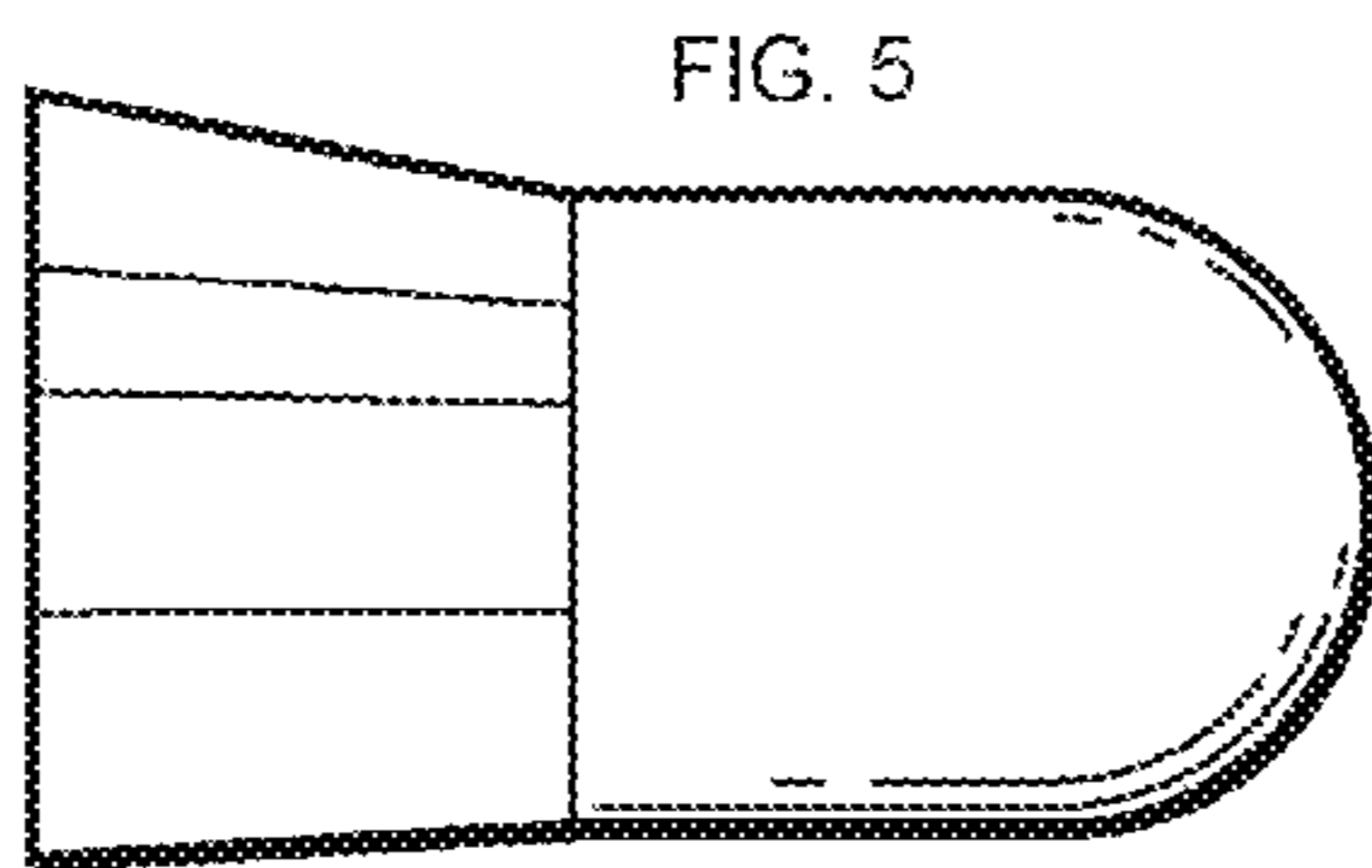


FIG. 5

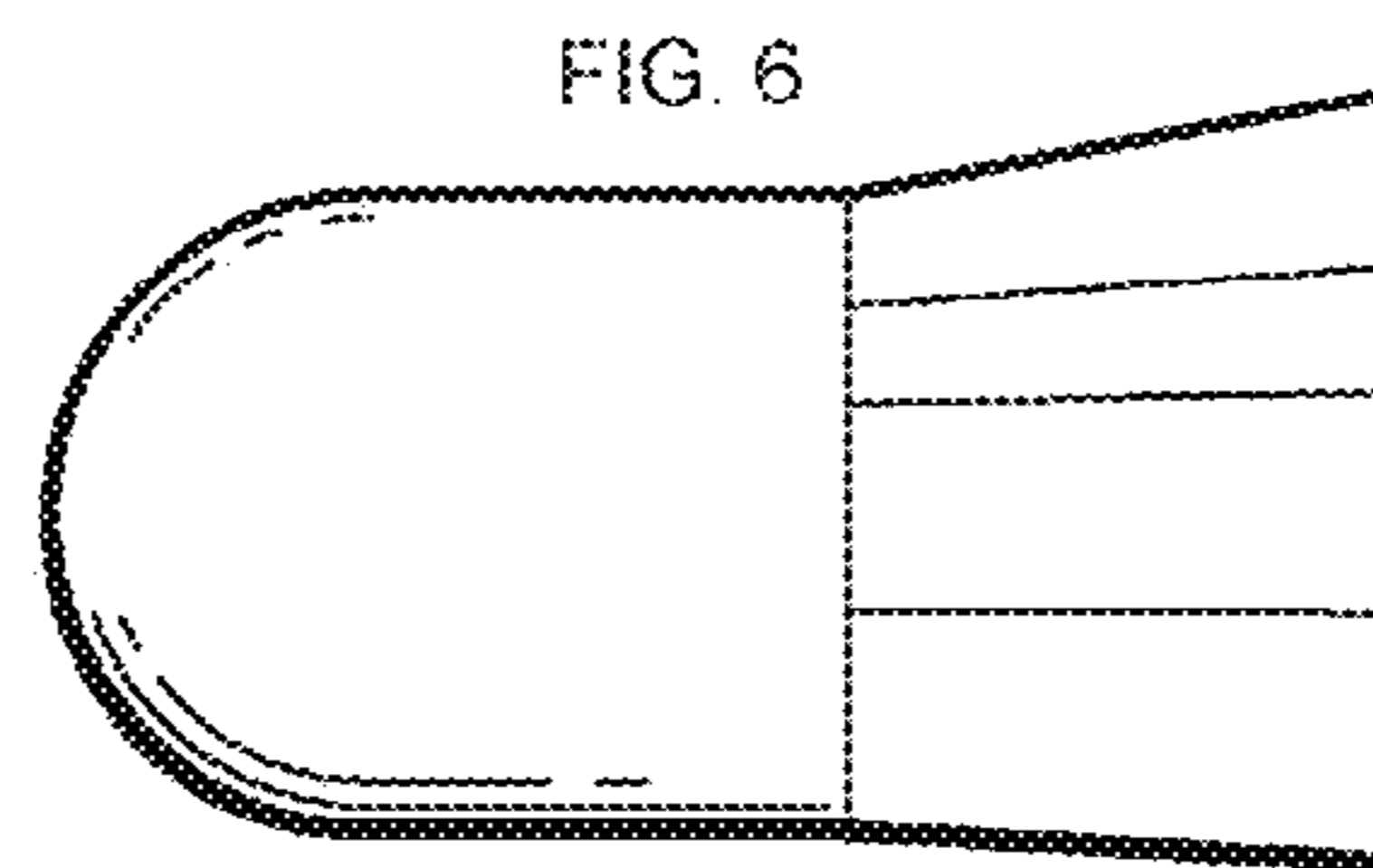


FIG. 6

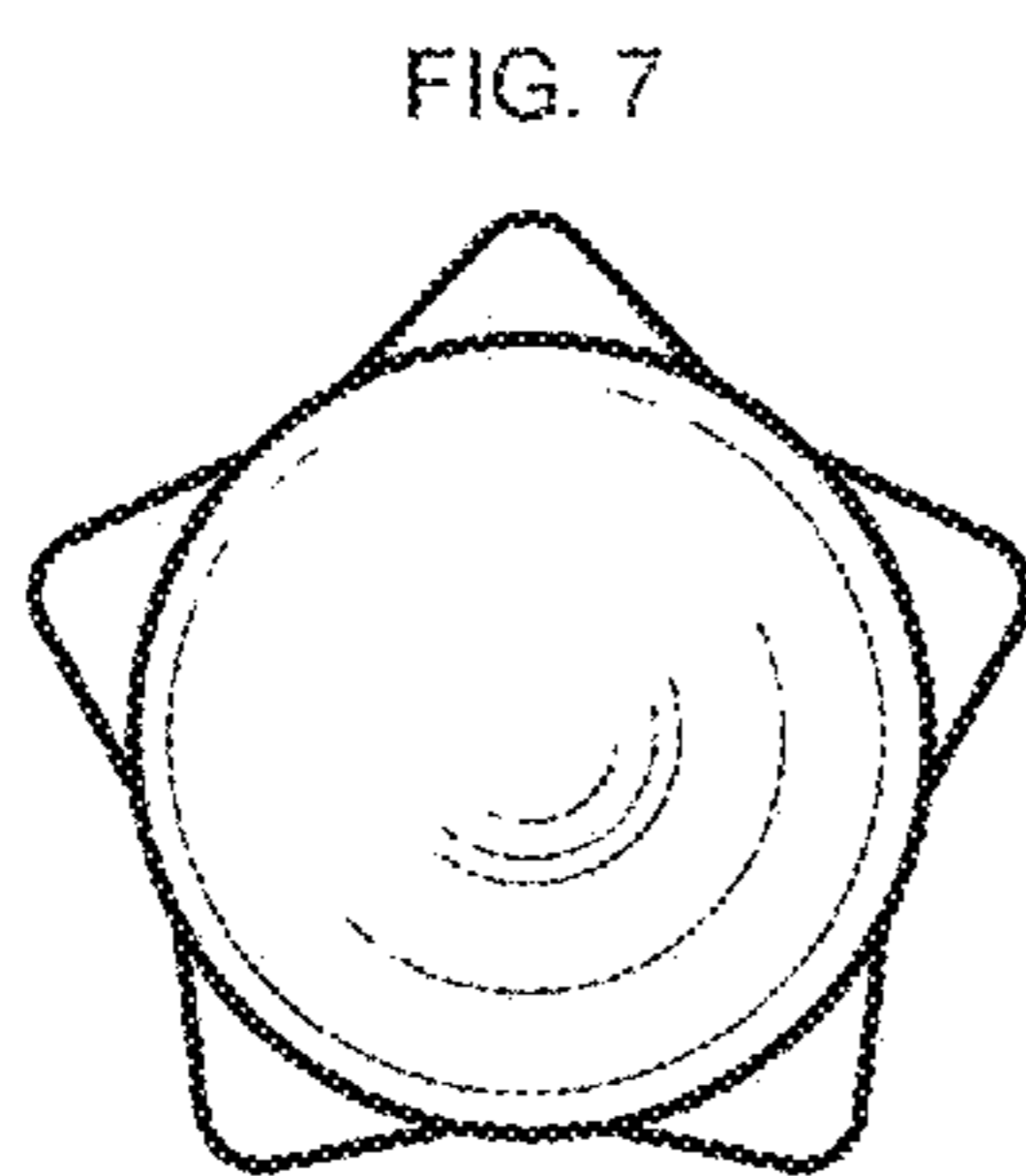


FIG. 7

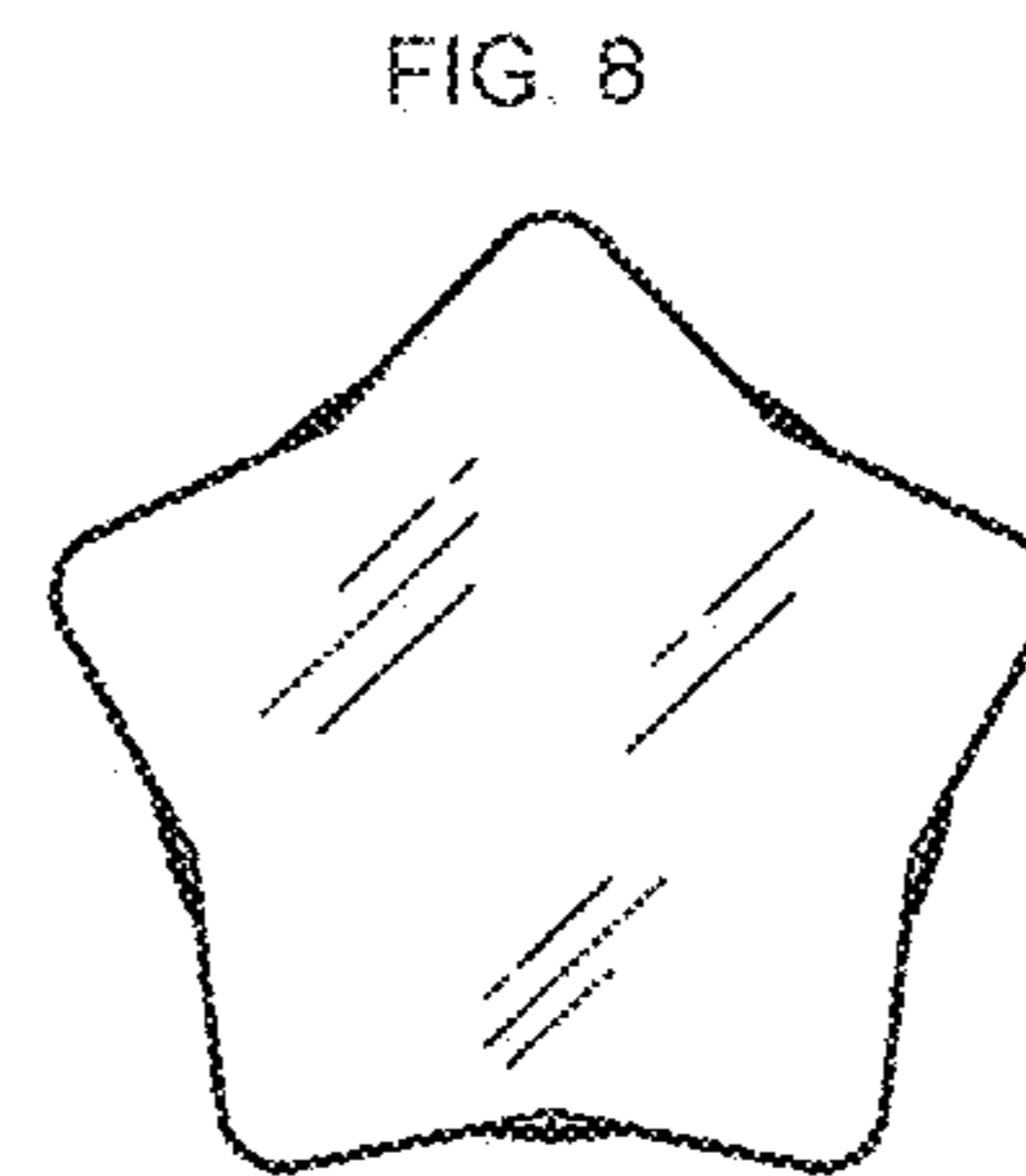


FIG. 8