



US00D697613S

(12) **United States Design Patent**
Pick

(10) **Patent No.:** **US D697,613 S**
(45) **Date of Patent:** **** Jan. 14, 2014**

- (54) **EARPLUG**
- (71) Applicant: **Bumble BE Holdings, LLC**, Los Angeles, CA (US)
- (72) Inventor: **Douglas Pick**, Aliso Viejo, CA (US)
- (73) Assignee: **Bumble BE Holdings, LLC**, Los Angeles, CA (US)
- (**) Term: **14 Years**
- (21) Appl. No.: **29/446,606**
- (22) Filed: **Feb. 26, 2013**
- (51) **LOC (10) Cl.** **24-04**
- (52) **U.S. Cl.**
USPC **D24/106**
- (58) **Field of Classification Search**
USPC D24/105, 106, 173, 174, 211, 214, 215;
D14/205, 206, 223; D29/112; 128/844,
128/864, 865, 918; 181/135; 381/380;
600/38

6,981,504	B2	1/2006	Jenkins, Jr.	
6,991,600	B1 *	1/2006	Wang	600/38
D521,637	S	5/2006	Yang	
D529,169	S	9/2006	Ryan	
7,107,993	B2	9/2006	Magidson	
D535,644	S	1/2007	Drambarean et al.	
D536,089	S	1/2007	Magidson et al.	
D548,325	S *	8/2007	Benner	D24/106
7,305,992	B2	12/2007	Fleming	
7,314,047	B2	1/2008	Falco	
D592,300	S	5/2009	Yeh	
7,537,011	B2	5/2009	Falco	
D606,189	S	12/2009	Lajtai	
7,697,706	B2	4/2010	Doty	
D624,999	S	10/2010	Turdjian et al.	
7,967,015	B2	6/2011	Jenkins, Jr.	
7,984,716	B2	7/2011	Purcell et al.	
8,113,207	B2	2/2012	Gehling et al.	
8,161,975	B2	4/2012	Turdjian	
2006/0102418	A1	5/2006	Magidson	
2009/0252366	A1 *	10/2009	Johnson	381/380
2010/0294285	A1	11/2010	Turdjian	
2012/0073583	A1	3/2012	Turdjian	
2012/0199143	A1	8/2012	Turdjian et al.	
2012/0272974	A1	11/2012	Magidson et al.	

* cited by examiner

See application file for complete search history.

Primary Examiner — Ian Simmons
Assistant Examiner — Richelle G Shelton
(74) *Attorney, Agent, or Firm* — Risso & Associates

(56) **References Cited**

U.S. PATENT DOCUMENTS

4,774,938	A	10/1988	Leight	
4,852,586	A *	8/1989	Haines	128/842
5,036,681	A	8/1991	Schaerer	
5,113,967	A	5/1992	Killion et al.	
5,904,143	A	5/1999	Magidson et al.	
5,957,136	A	9/1999	Magidson et al.	
5,988,313	A	11/1999	Hakansson	
6,006,857	A	12/1999	Leight et al.	
D427,304	S	6/2000	Magidson et al.	
D435,645	S	12/2000	Westerdal	
D437,048	S	1/2001	Hirshfeld	
6,264,870	B1	7/2001	Hakansson	
6,440,339	B1	8/2002	Magidson et al.	
D481,118	S	10/2003	Doty et al.	
D512,141	S	11/2005	Mishkin et al.	

(57) **CLAIM**

The ornamental design for an earplug, as shown and described.

DESCRIPTION

FIG. 1 is a right, side-view of an earplug;
FIG. 2 is a left, side-view of the earplug;
FIG. 3 is a top-view of the earplug;
FIG. 4 is a bottom-view of the earplug;
FIG. 5 is a front-view of the earplug; and,
FIG. 6 is a rear-view of the earplug.

1 Claim, 1 Drawing Sheet


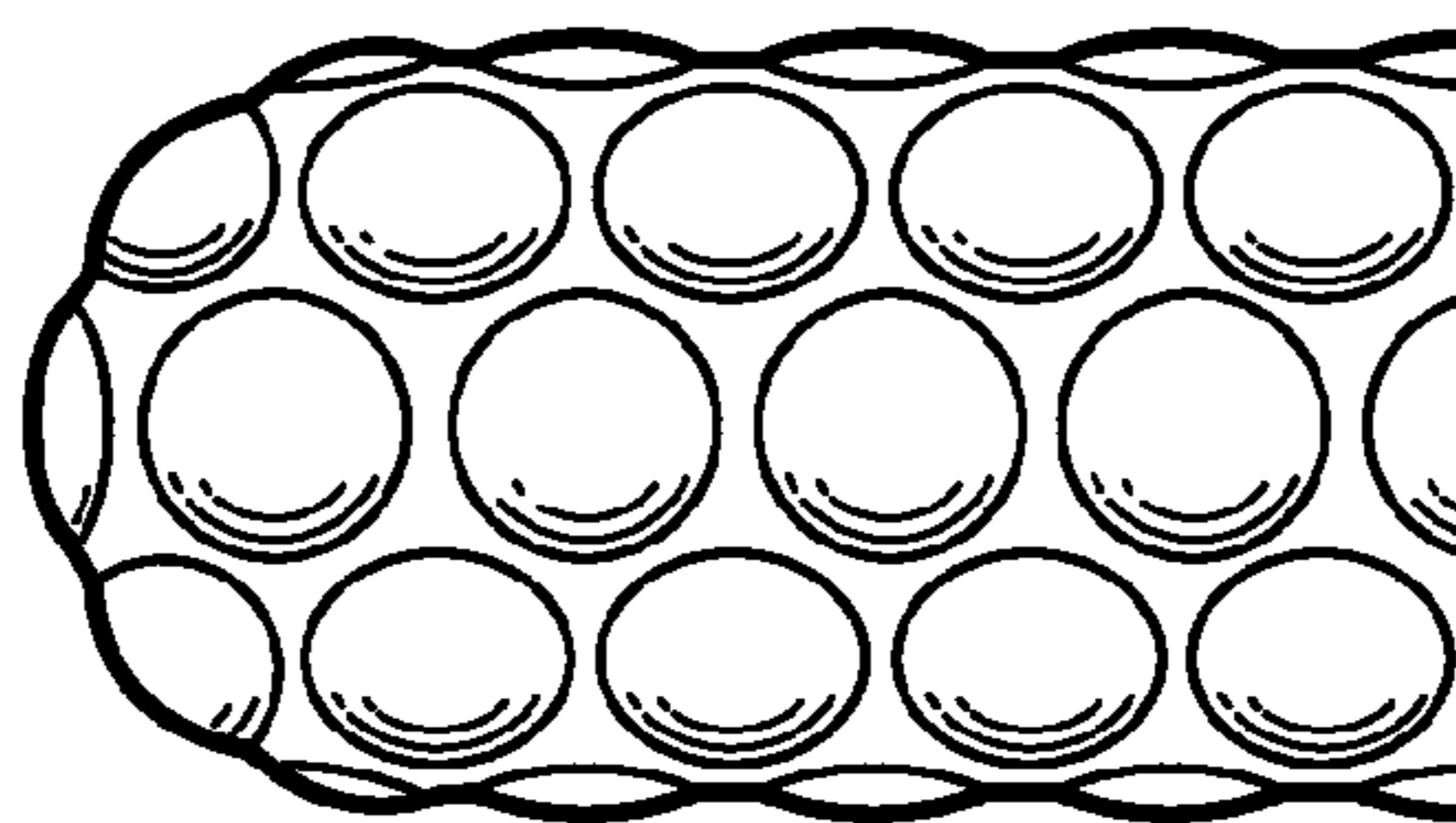


FIG. 1

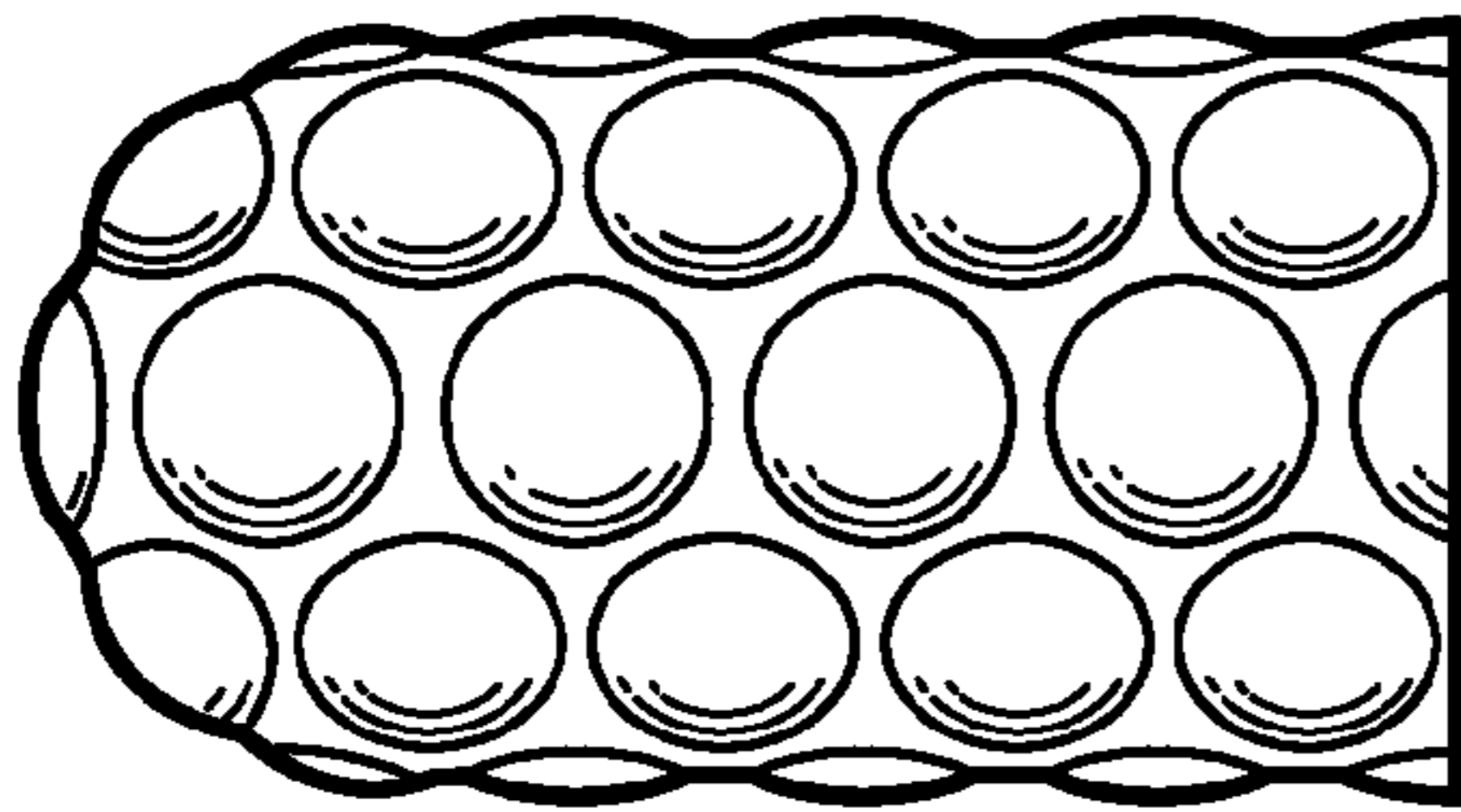


FIG. 2

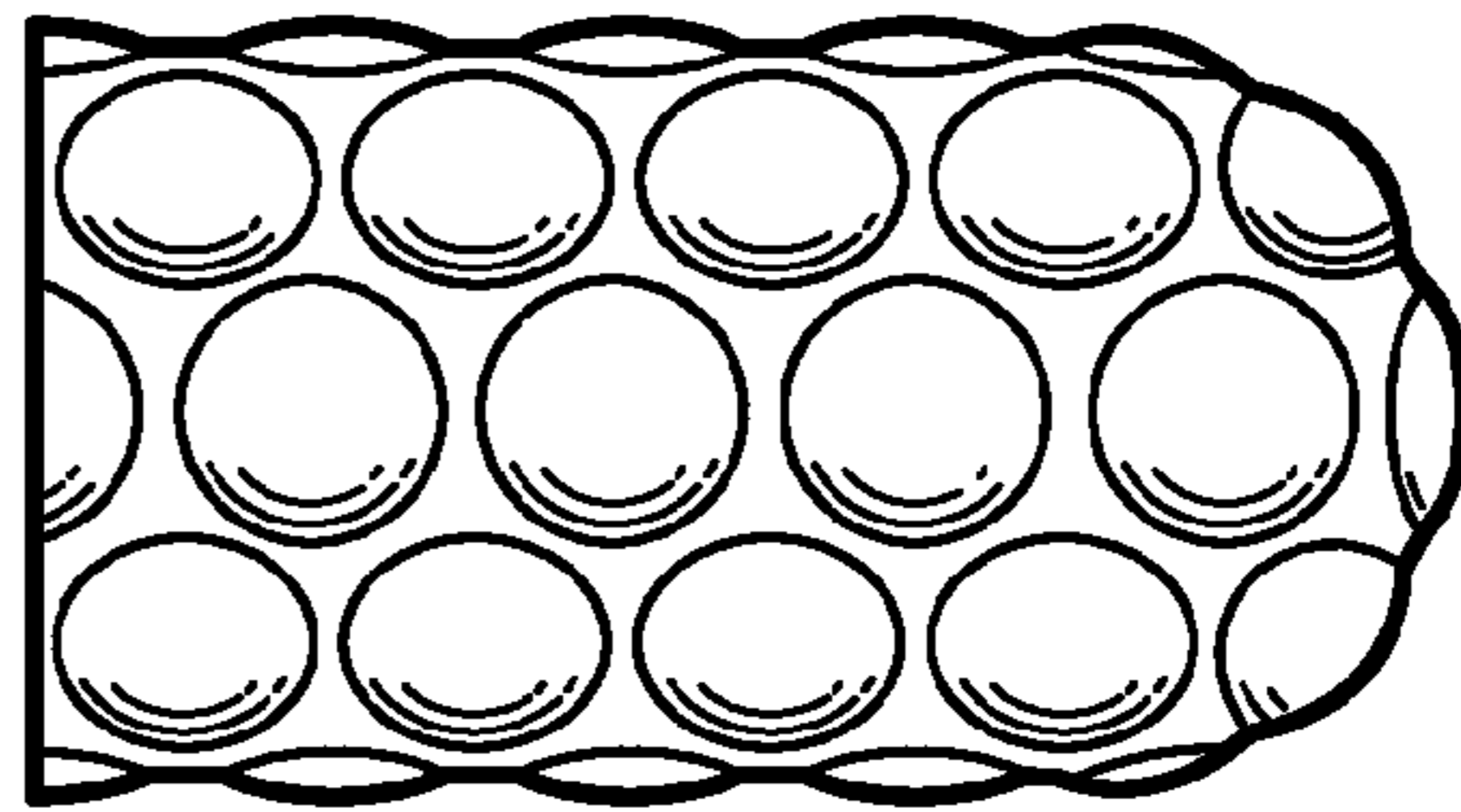


FIG. 3

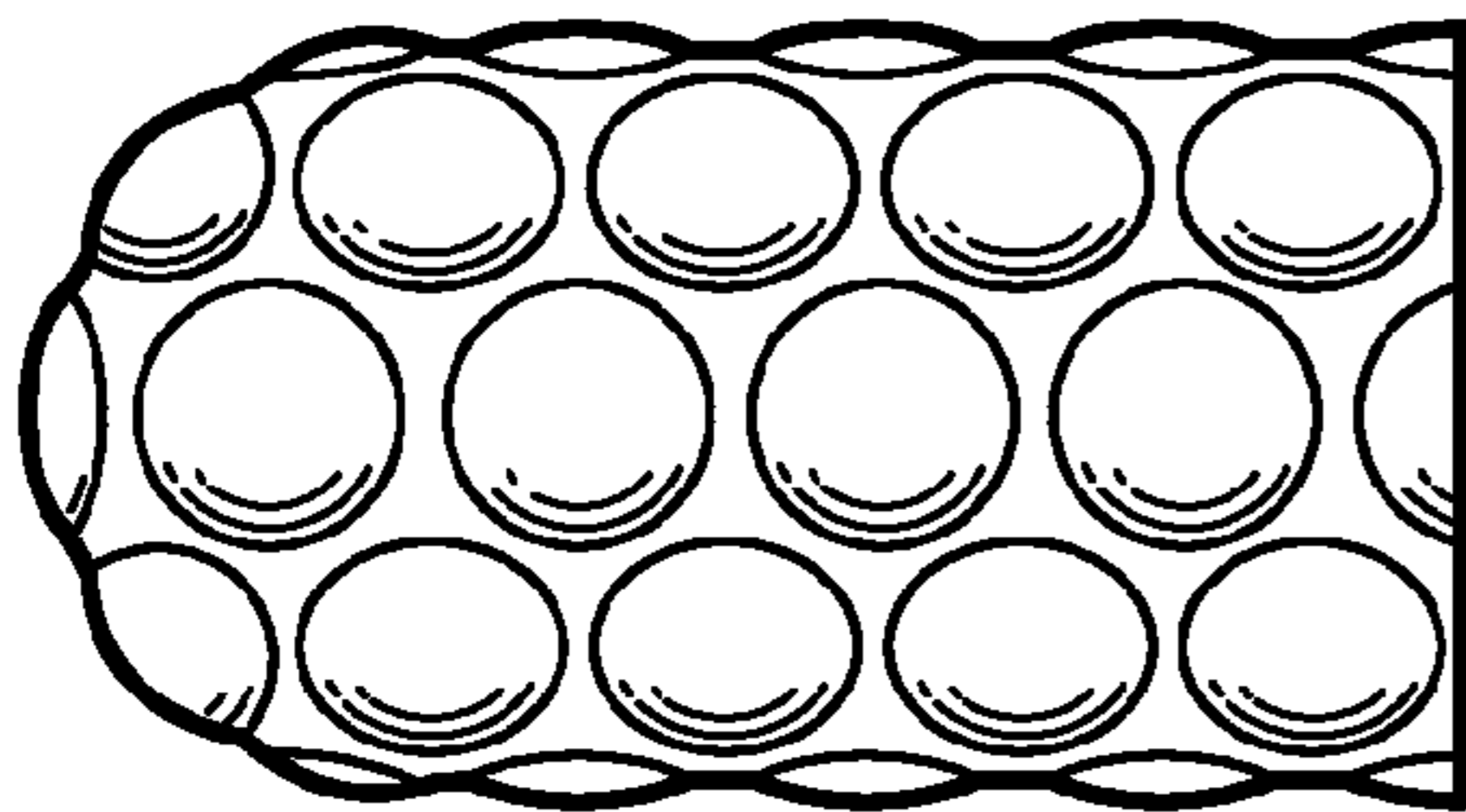


FIG. 4

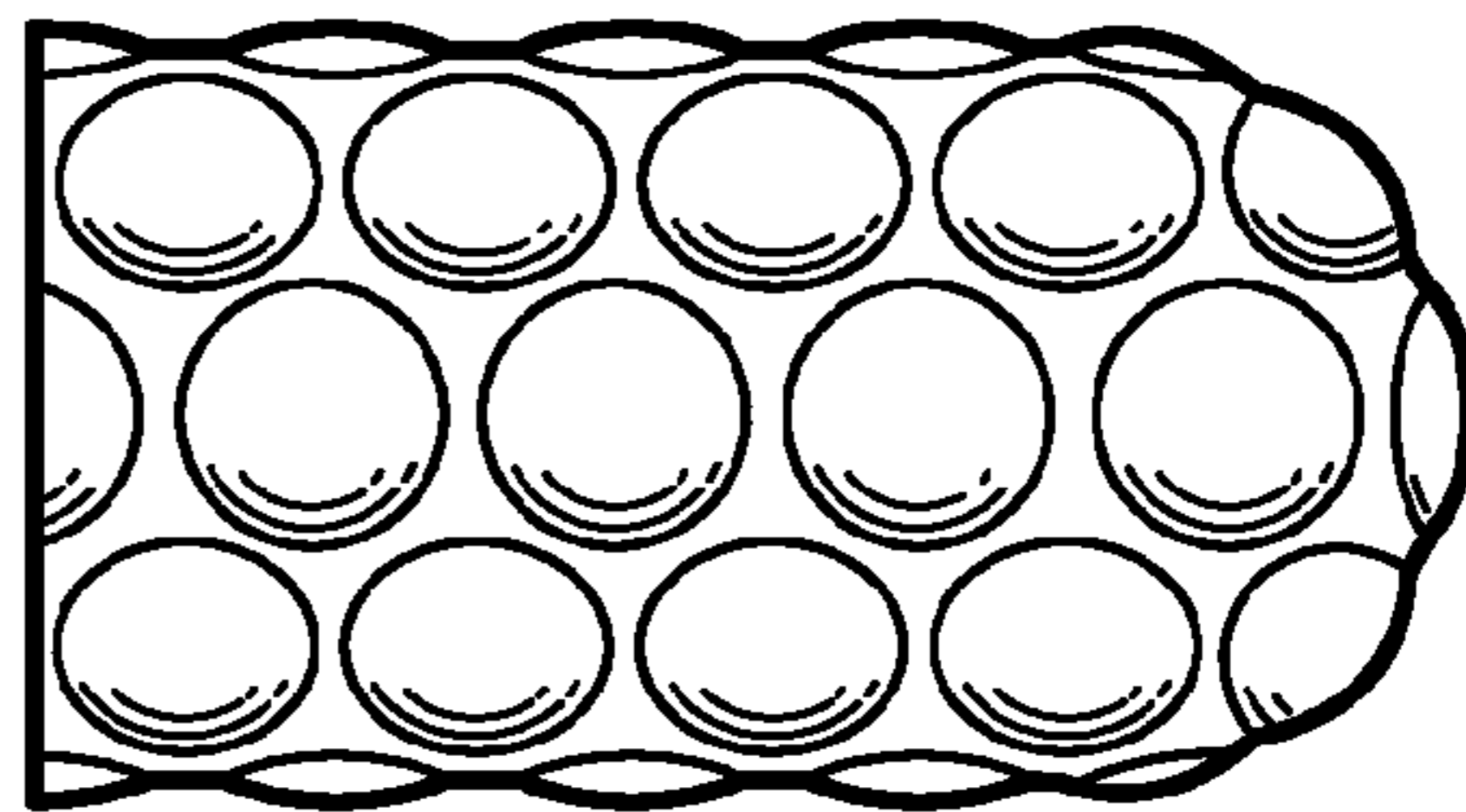


FIG. 5




FIG. 6

