

US00D697602S

(12) **United States Design Patent**
Bates et al.

(10) **Patent No.:** **US D697,602 S**
(45) **Date of Patent:** **** Jan. 14, 2014**

- (54) **TOILET**
- (71) Applicant: **Kohler Co.**, Kohler, WI (US)
- (72) Inventors: **Michael R. Bates**, Kohler, WI (US);
Erich D. Slothower, Mill Valley, CA (US);
Benjamin B. Fullerton, Jr., Oconomowoc, WI (US)
- (73) Assignee: **Kohler Co.**, Kohler, WI (US)
- (**) Term: **14 Years**
- (21) Appl. No.: **29/462,745**
- (22) Filed: **Aug. 7, 2013**

- D440,643 S 4/2001 McKeone
- D491,651 S 6/2004 Bates
- D496,443 S 9/2004 Bates
- D532,875 S 11/2006 Kaule
- D558,863 S 1/2008 Taguchi
- D601,233 S 9/2009 Kergoet
- D637,702 S 5/2011 Rexach
- D648,840 S 11/2011 Corpuz et al.

Primary Examiner — Robert Delehanty
(74) *Attorney, Agent, or Firm* — Foley & Lardner LLP

(57) **CLAIM**
We claim the ornamental design for a toilet, as shown and described.

DESCRIPTION

FIG. 1 is a top perspective view of an embodiment of the claimed design;
FIG. 2 is a first side elevation view of the claimed design of FIG. 1;
FIG. 3 is a second side elevation view of the claimed design of FIG. 1;
FIG. 4 is a third side elevation view of the claimed design of FIG. 1;
FIG. 5 is a fourth side elevation view of the claimed design of FIG. 1; and,
FIG. 6 is a top plan view of the claimed design of FIG. 1.
The ornamental design which is claimed is shown in solid lines in the drawings. The broken lines in the drawings are for illustrative purposes only and form no part of the claimed design. The dot-dash lines in the drawings define boundaries of the claimed design and form no part thereof.

Related U.S. Application Data

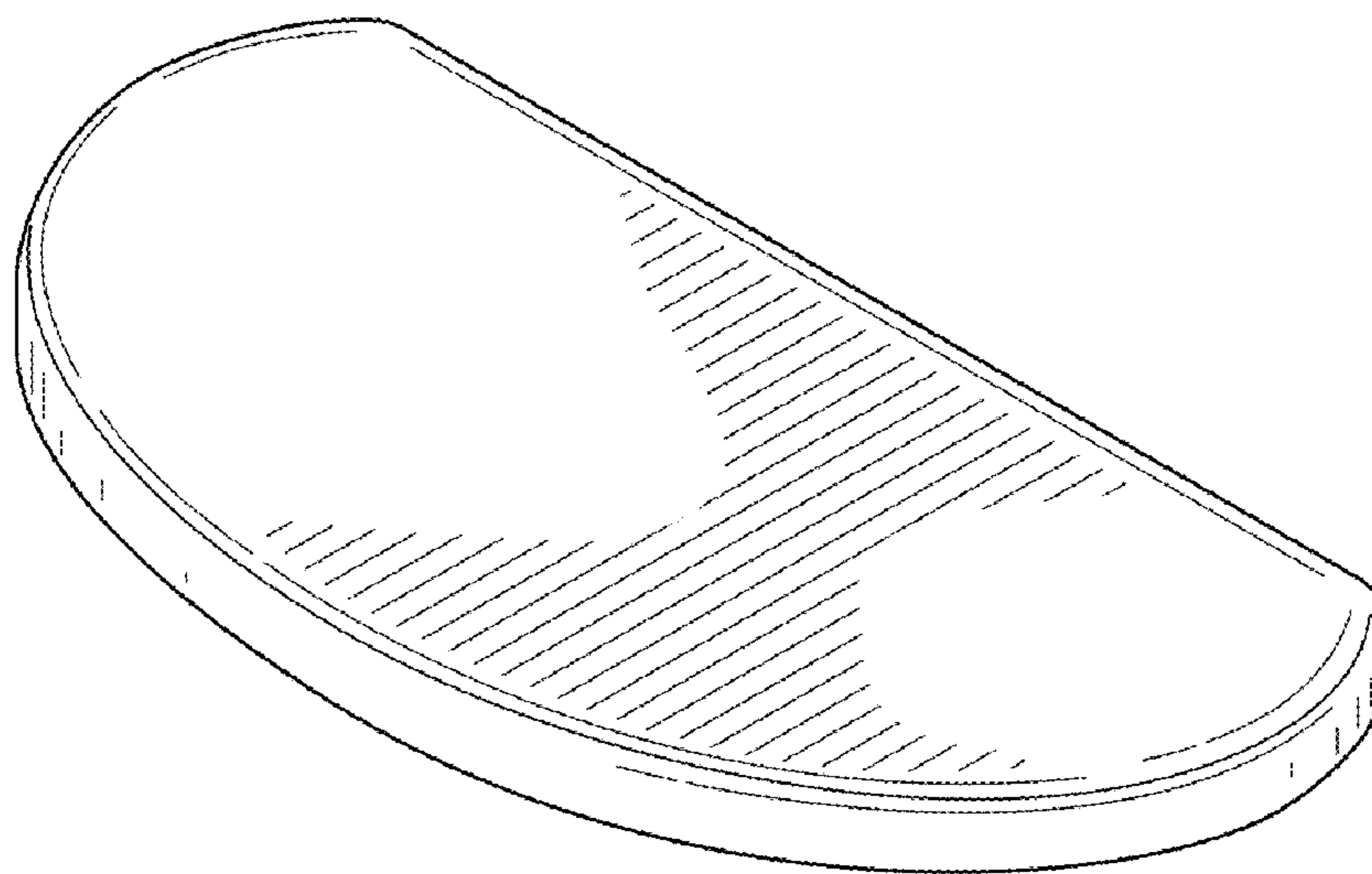
- (62) Division of application No. 29/433,796, filed on Oct. 4, 2012.
- (51) **LOC (10) Cl.** **23-02**
- (52) **U.S. Cl.**
USPC **D23/313**
- (58) **Field of Classification Search**
USPC D23/295, 301, 303, 313, 309; 4/300,
4/353, 420
See application file for complete search history.

References Cited

U.S. PATENT DOCUMENTS

- D311,242 S 10/1990 Reid
- D346,854 S 5/1994 Reid
- D390,934 S 2/1998 McKeone

1 Claim, 2 Drawing Sheets



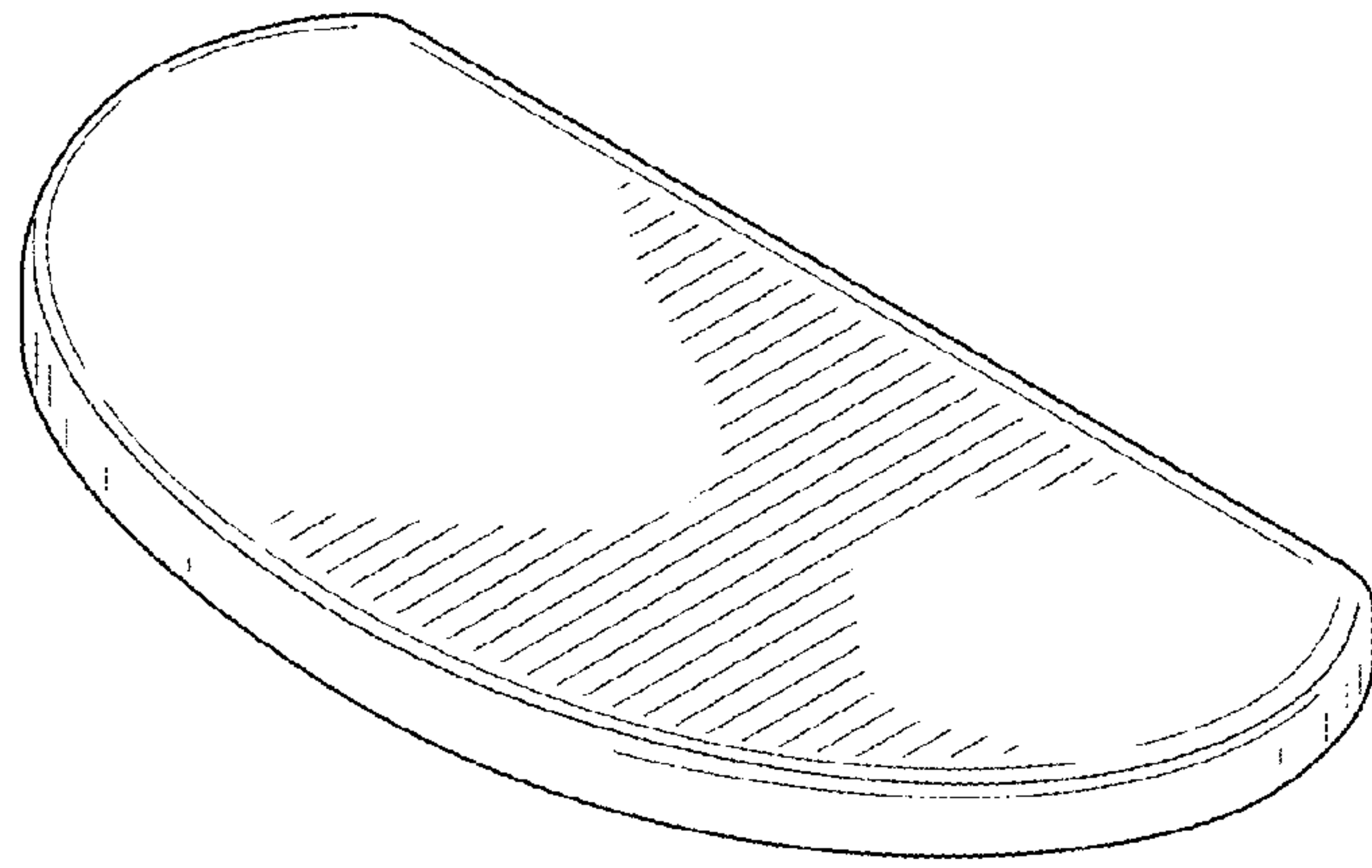


FIG. 1



FIG. 2



FIG. 3



FIG. 4

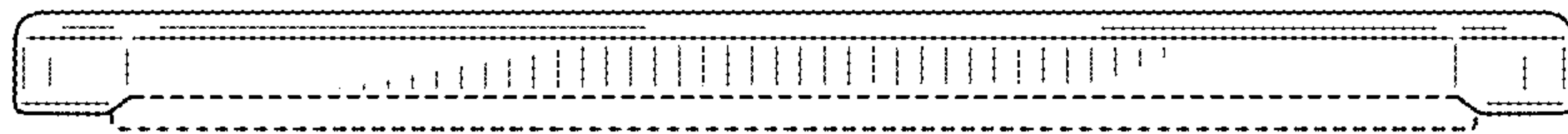


FIG. 5

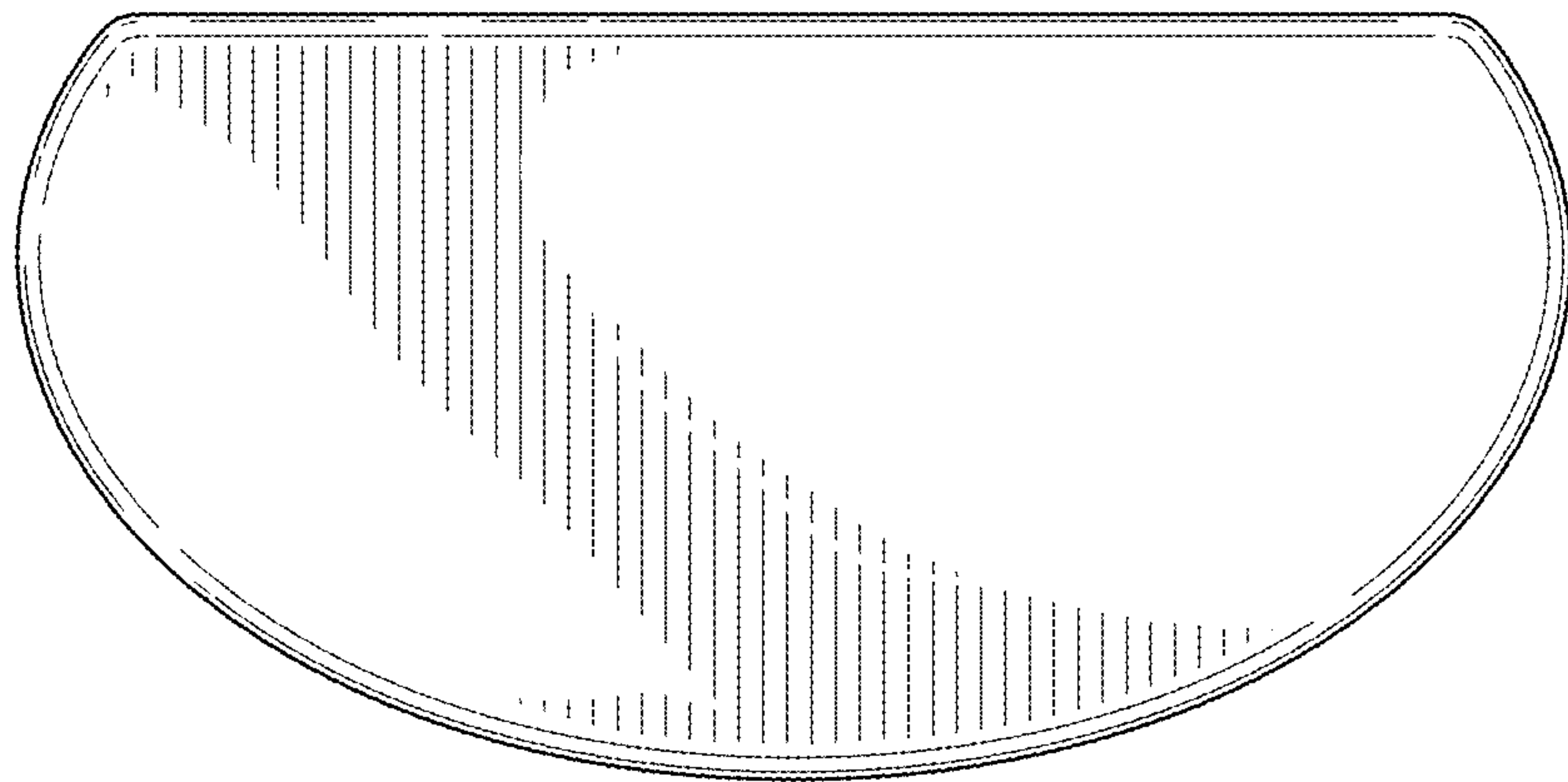


FIG. 6