

US00D697579S

(12) **United States Design Patent**
O’Grady

(10) **Patent No.:** **US D697,579 S**
(45) **Date of Patent:** **** Jan. 14, 2014**

- (54) **BLADE FOR A FISHING LURE**
- (71) Applicant: **Patrick S. O’Grady**, Cheyenne, WY
(US)
- (72) Inventor: **Patrick S. O’Grady**, Cheyenne, WY
(US)
- (**) Term: **14 Years**
- (21) Appl. No.: **29/442,530**
- (22) Filed: **Mar. 15, 2013**
- (51) **LOC (10) Cl.** **22-05**
- (52) **U.S. Cl.**
USPC **D22/129**
- (58) **Field of Classification Search**
USPC D22/126–133; 43/42.49, 42.5, 42.34,
43/42.19, 42.36, 42.31, 42.06, 42.2, 42.33,
43/43.1, 43.13, 42.39, 42.14, 17.6, 42.53
See application file for complete search history.

D161,716 S *	1/1951	Starkey	D22/129
2,657,495 A *	11/1953	Eppinger	43/42.33
D241,247 S *	8/1976	Marek	D22/129
D300,550 S *	4/1989	Spence	D22/129
D472,294 S *	3/2003	Snyder	D22/129
D475,760 S *	6/2003	Betker	D22/129
D508,279 S *	8/2005	Huggins	D22/129
D635,636 S *	4/2011	Bekkala	D22/129
D652,102 S *	1/2012	Taylor	D22/129

* cited by examiner

Primary Examiner — Catheri Oliver-Garcia

(74) *Attorney, Agent, or Firm* — William E. Hein

(57) **CLAIM**

The ornamental design for a blade for a fishing lure, as shown and described.

DESCRIPTION

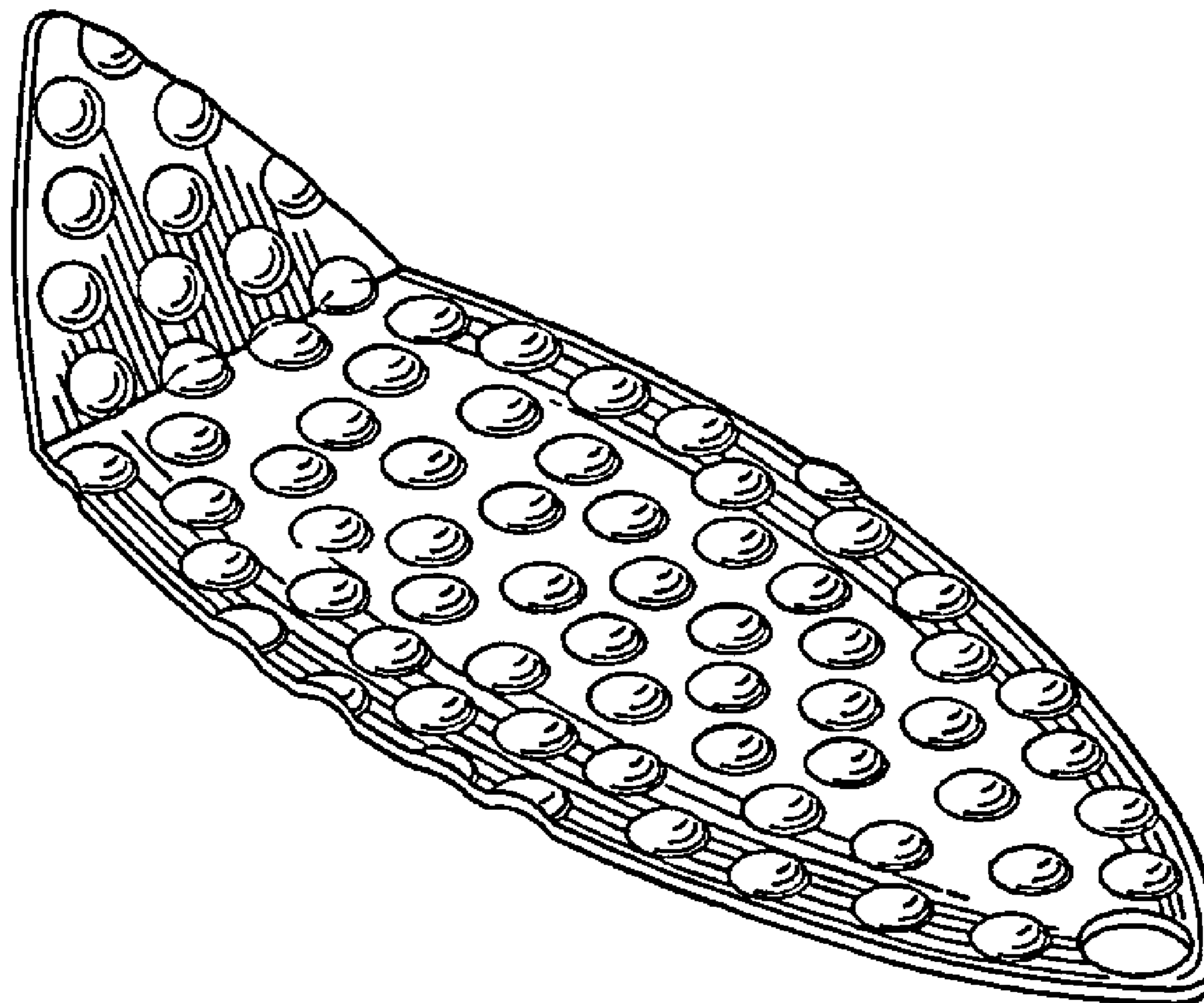
FIG. 1 is a top plan view of a blade for a fishing lure showing my new design;
 FIG. 2 is a left side elevation view;
 FIG. 3 is a right side elevation view;
 FIG. 4 is a rear elevation view;
 FIG. 5 is a front elevation view;
 FIG. 6 is a bottom plan view; and,
 FIG. 7 is a perspective view.

1 Claim, 1 Drawing Sheet

(56) **References Cited**

U.S. PATENT DOCUMENTS

D71,134 S *	9/1926	Davis	D22/129
1,988,249 A *	1/1935	Nygaard	43/17.6
2,192,563 A *	3/1940	Starkey	43/42.53
D154,141 S *	6/1949	Pilblad	D22/129






FIG. 4

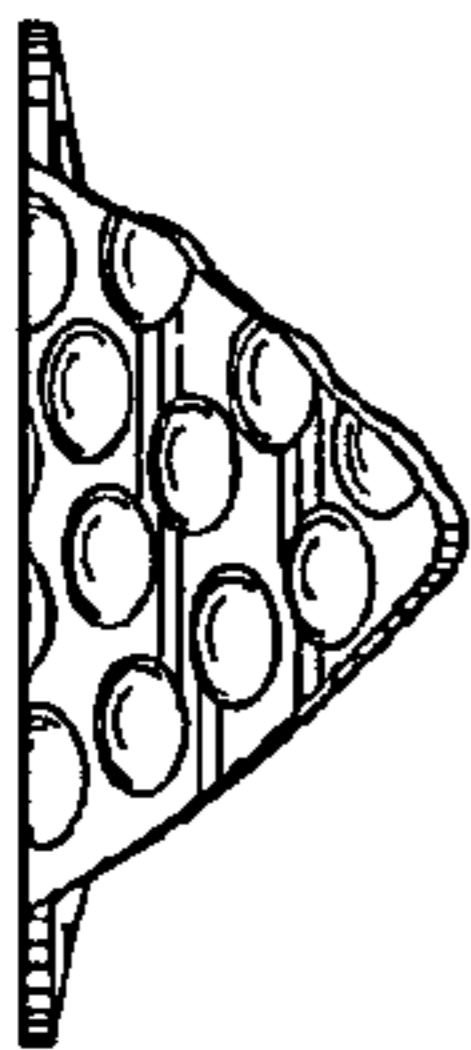


FIG. 2

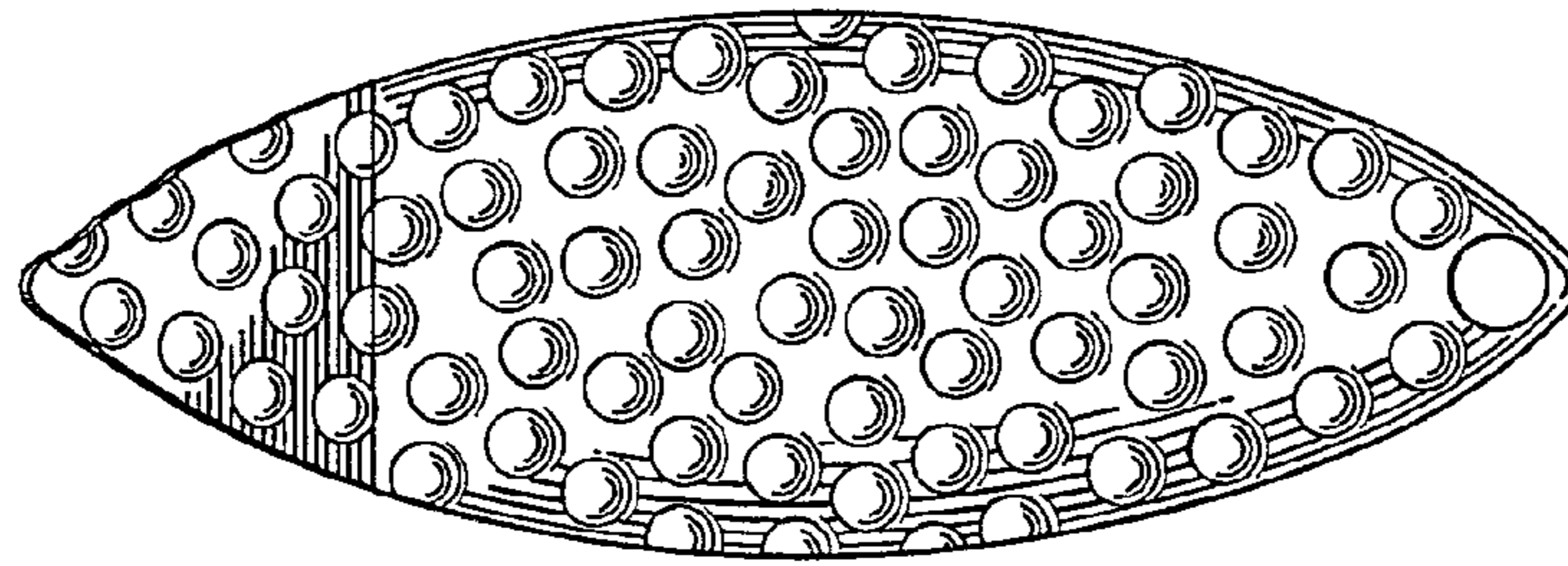


FIG. 1

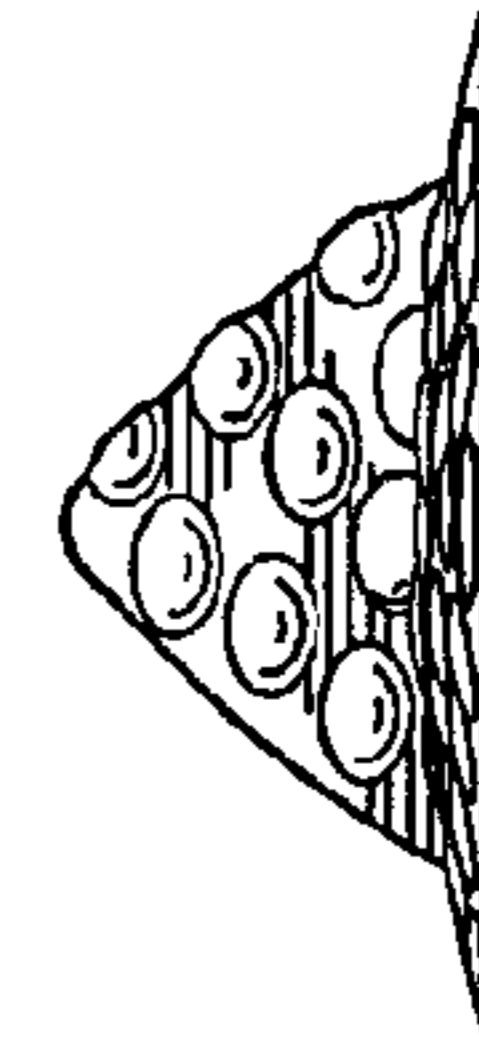


FIG. 3



FIG. 5

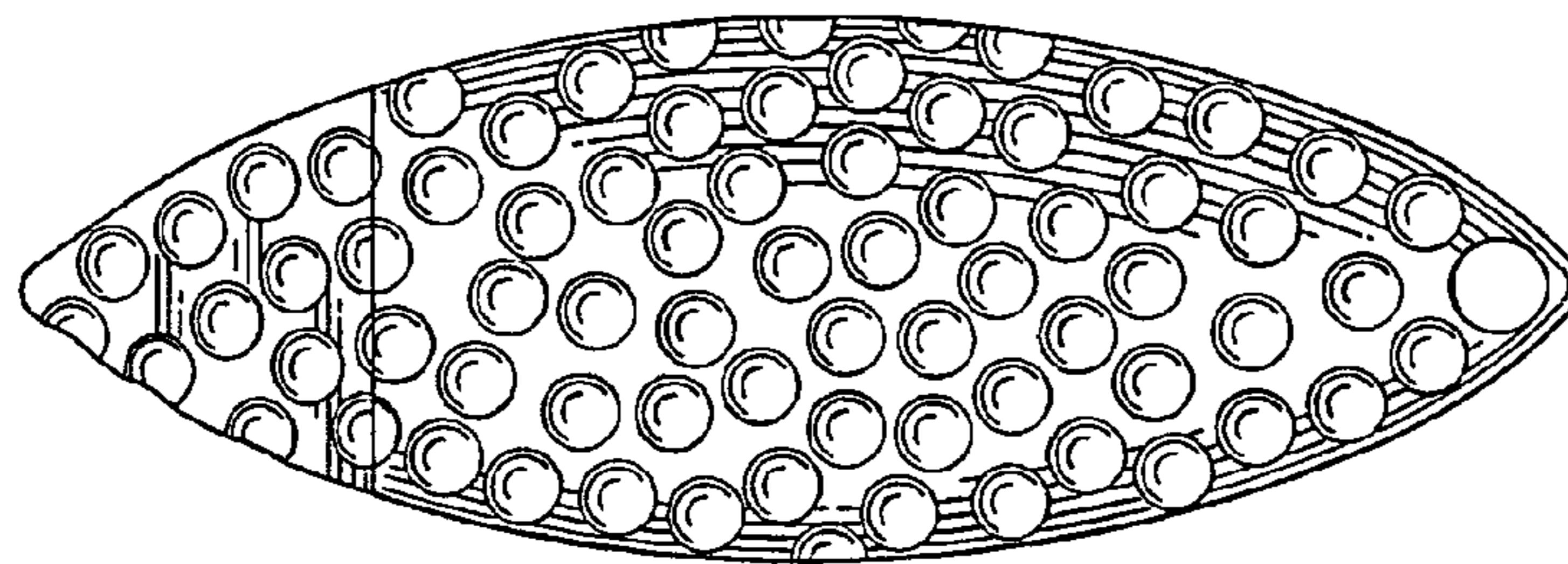


FIG. 6

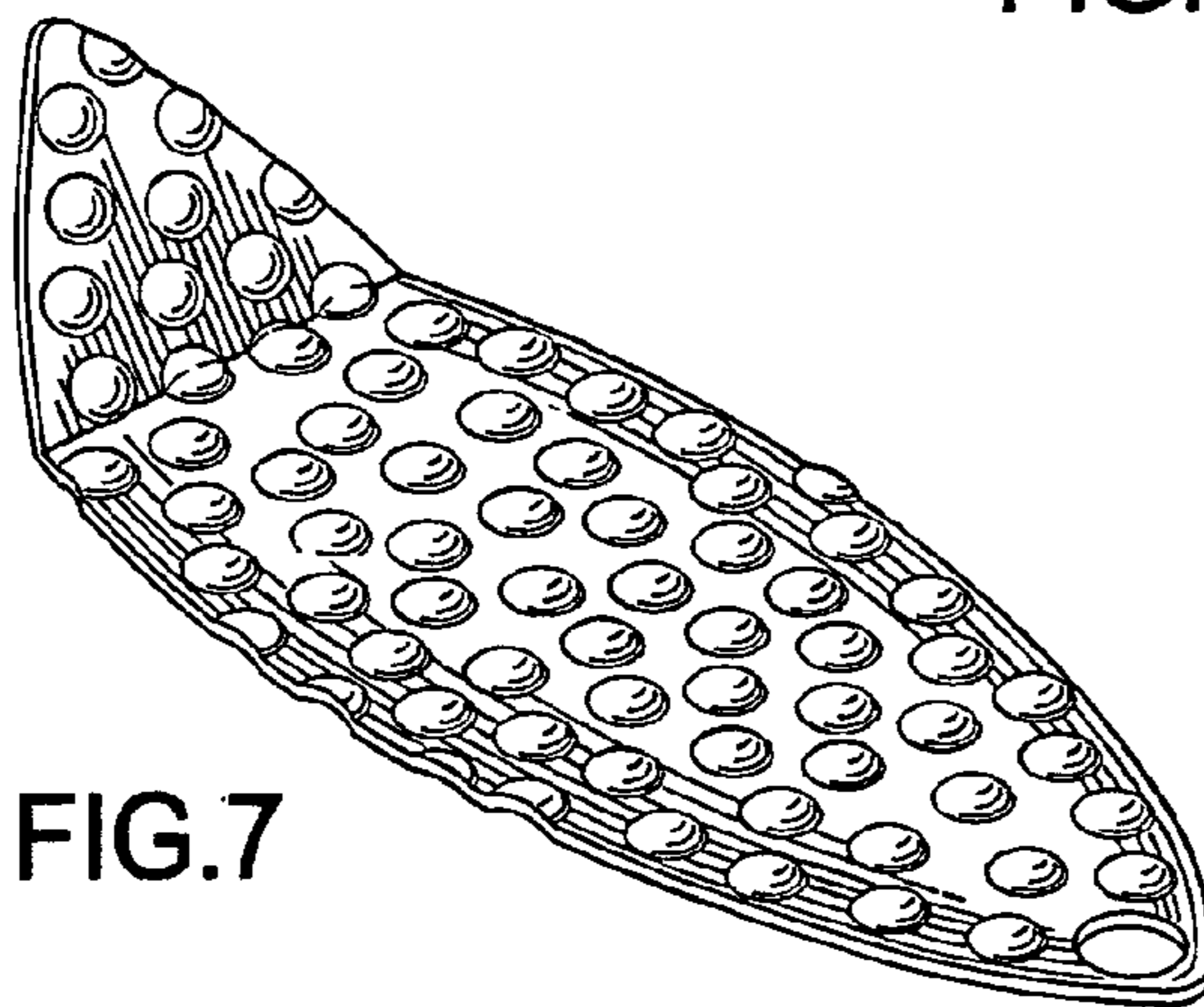


FIG. 7