

US00D697554S

(12) **United States Design Patent**  
**Lee et al.**

(10) **Patent No.:** **US D697,554 S**  
(45) **Date of Patent:** **\*\* Jan. 14, 2014**

(54) **CLIPBOARD**

(71) Applicants: **Jungkun Lee**, Edison, NJ (US);  
**Yung-Teng Tsai**, Secaucus, NJ (US)

(72) Inventors: **Jungkun Lee**, Edison, NJ (US);  
**Yung-Teng Tsai**, Secaucus, NJ (US)

(73) Assignee: **Officemate International Corp.**,  
Edison, NJ (US)

(\*\*) Term: **14 Years**

(21) Appl. No.: **29/442,672**

(22) Filed: **Apr. 16, 2013**

(51) **LOC (10) Cl.** ..... **19-02**

(52) **U.S. Cl.**  
USPC ..... **D19/88**

(58) **Field of Classification Search**  
USPC ..... D3/273, 276, 282, 900; D7/698;  
D19/52, 88; 24/67 R; 40/341; 248/447,  
248/452; 281/45

See application file for complete search history.

(56) **References Cited**

**U.S. PATENT DOCUMENTS**

3,694,644	A	*	9/1972	Bauknight	.....	362/99
3,848,547	A	*	11/1974	Schaefer	.....	109/49.5
D314,669	S	*	2/1991	Kunimune	.....	D3/282
D384,501	S	*	10/1997	Rosen	.....	D3/282
D390,357	S	*	2/1998	Rosen	.....	D3/282
D398,650	S	*	9/1998	Shamoon	.....	D19/88
D449,645	S	*	10/2001	Gung	.....	D19/26
D477,745	S	*	7/2003	Shamoon	.....	D6/632
D492,358	S	*	6/2004	Chen	.....	D19/88

D495,746	S	*	9/2004	Chen	.....	D19/88
D500,204	S	*	12/2004	Hillman	.....	D3/301
D514,435	S	*	2/2006	Bhavnani	.....	D8/395
D518,640	S	*	4/2006	Hoofnagle	.....	D3/321
D528,297	S	*	9/2006	Feldmann et al.	.....	D3/273
D575,826	S	*	8/2008	Chen et al.	.....	D19/88
D591,343	S	*	4/2009	Hussy et al.	.....	D19/27
D599,856	S	*	9/2009	Chen et al.	.....	D19/88
D601,631	S	*	10/2009	Kent et al.	.....	D19/88
D666,674	S	*	9/2012	Moore et al.	.....	D19/88
2006/0237621	A1	*	10/2006	Wolff et al.	.....	248/452

\* cited by examiner

*Primary Examiner* — Elizabeth Albert

(74) *Attorney, Agent, or Firm* — Daniel Kirshner

(57) **CLAIM**

The ornamental design for a clipboard, as shown and described.

**DESCRIPTION**

FIG. 1 is a front perspective view of a clipboard showing the new design;

FIG. 2 is a top view thereof;

FIG. 3 is a bottom thereof;

FIG. 4 is a front thereof;

FIG. 5 is a back view thereof;

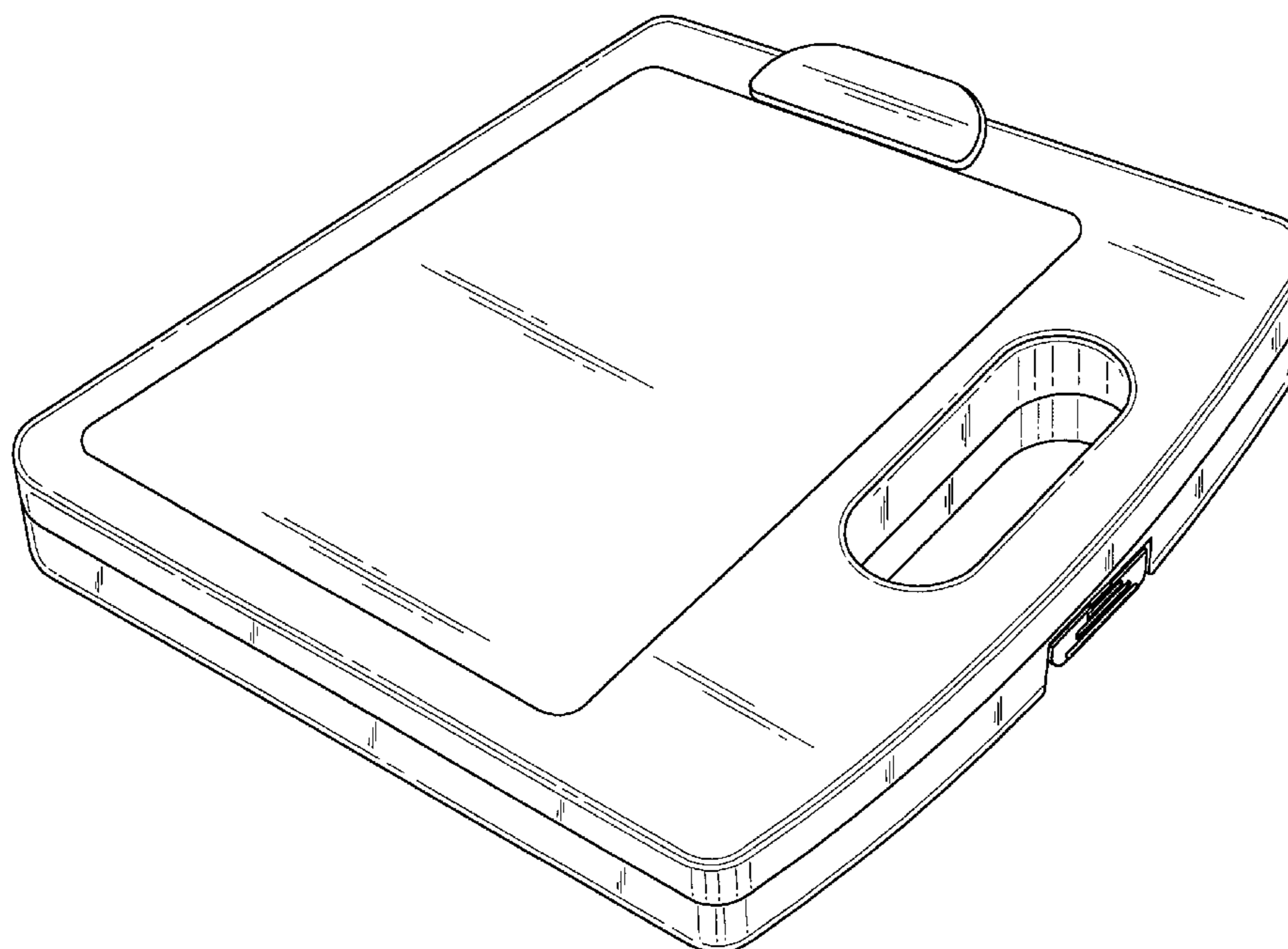
FIG. 6 is a right side thereof;

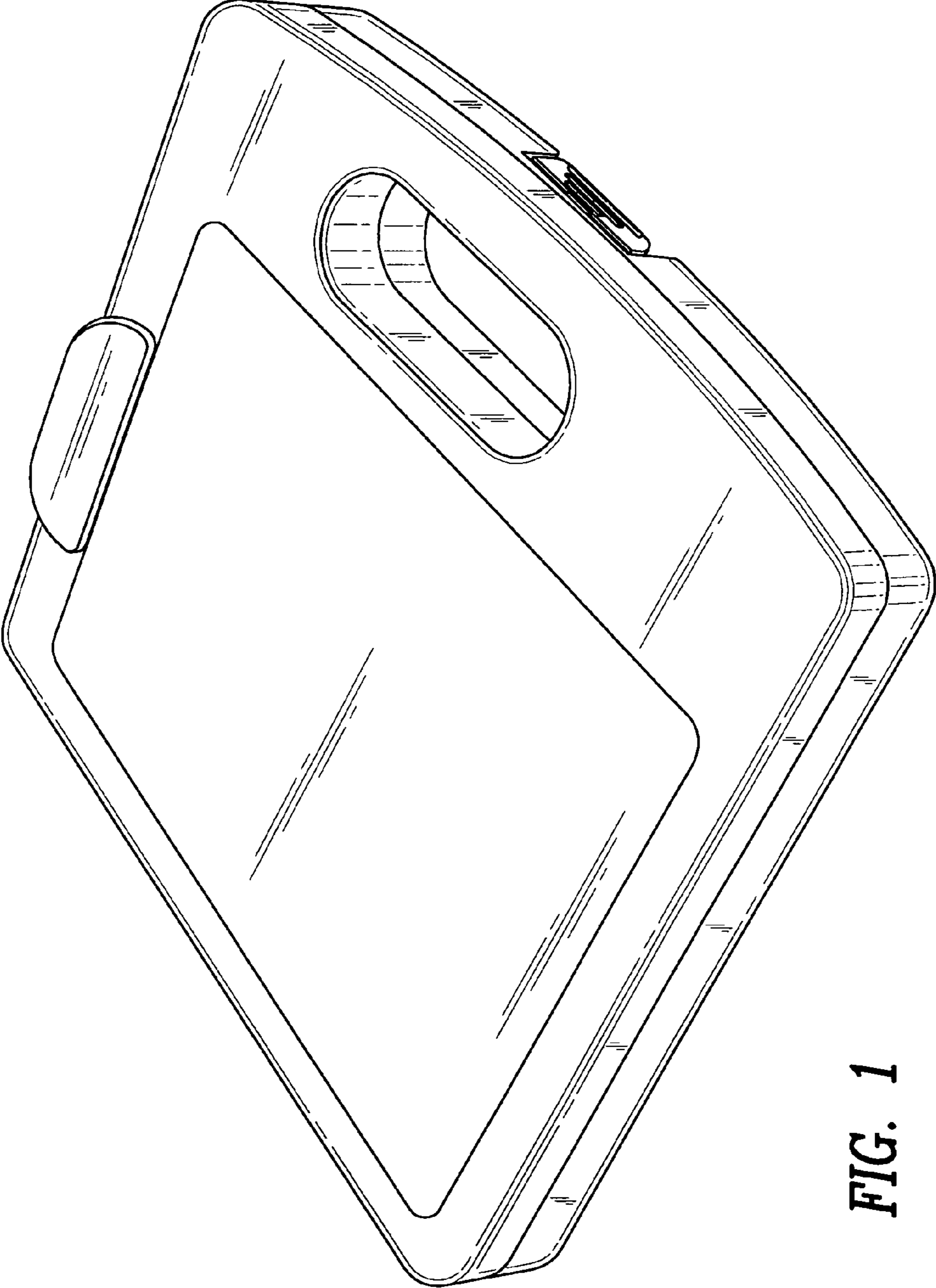
FIG. 7 is a left side thereof; and,

FIG. 8 is a front perspective view thereof showing the clipboard in its open configuration.


The broken lines in FIGS. 3, 5, 6, and 7 showing portions of the clipboard are included for the purpose showing features that form no part of the claimed design.

**1 Claim, 7 Drawing Sheets**

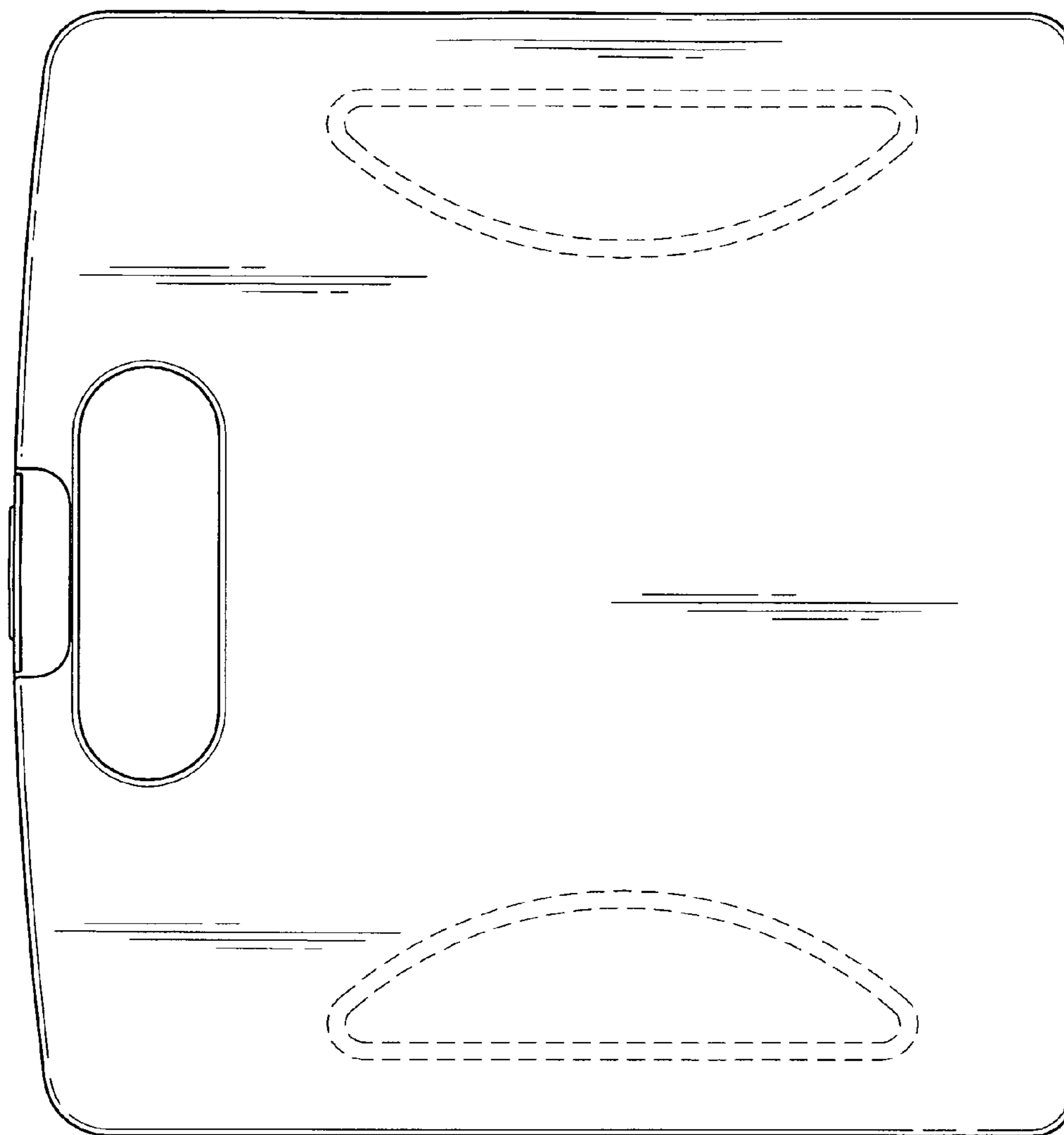




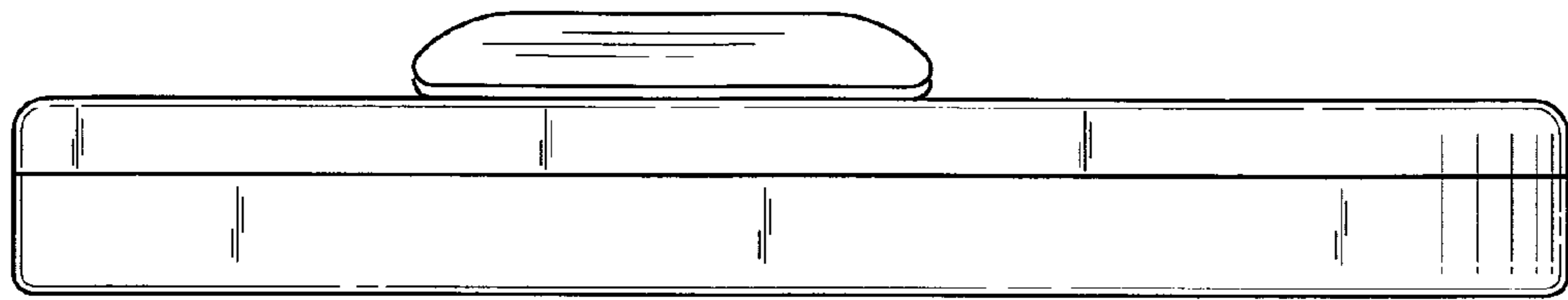
**FIG. 1**



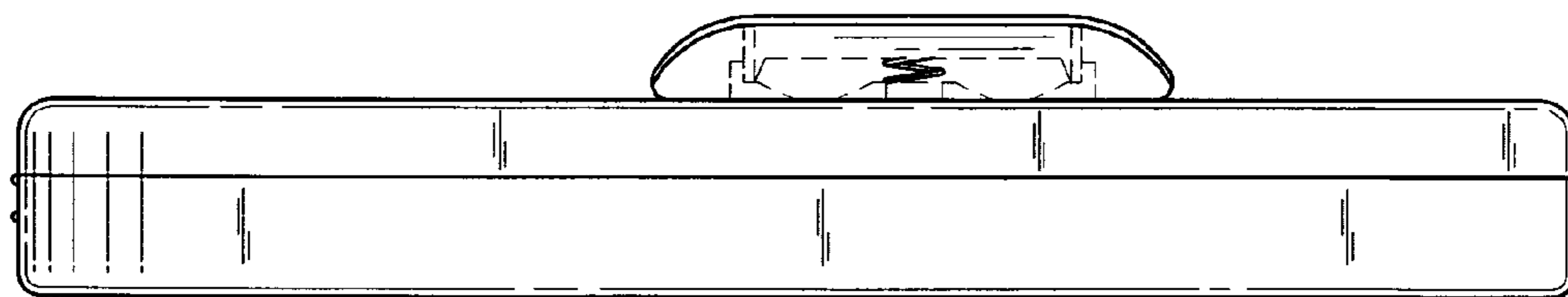
*FIG. 2*



**FIG. 3**



*FIG. 4*



*FIG. 5*

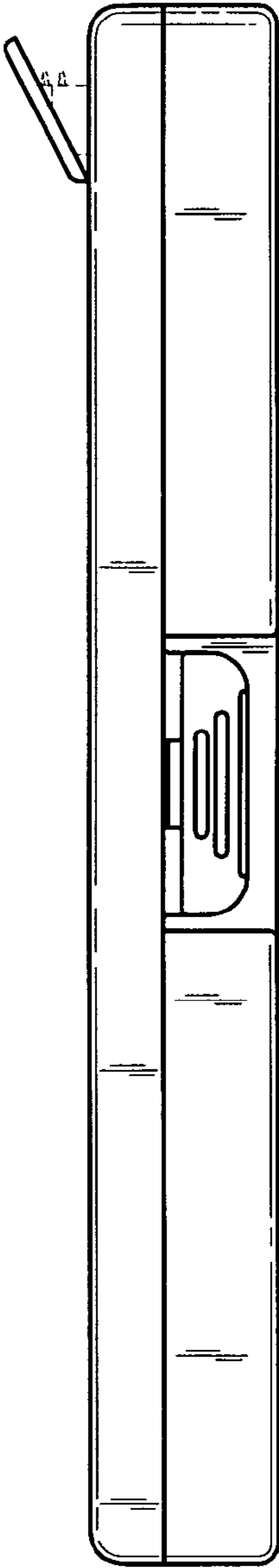


FIG. 6

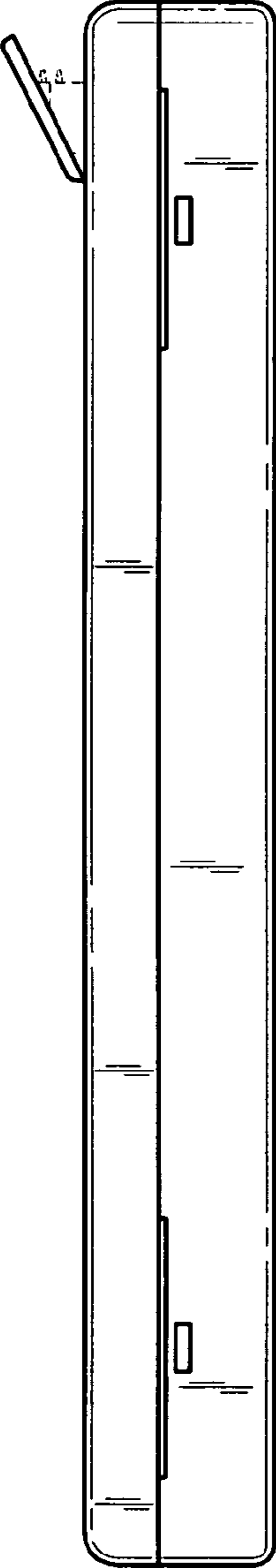


FIG. 7

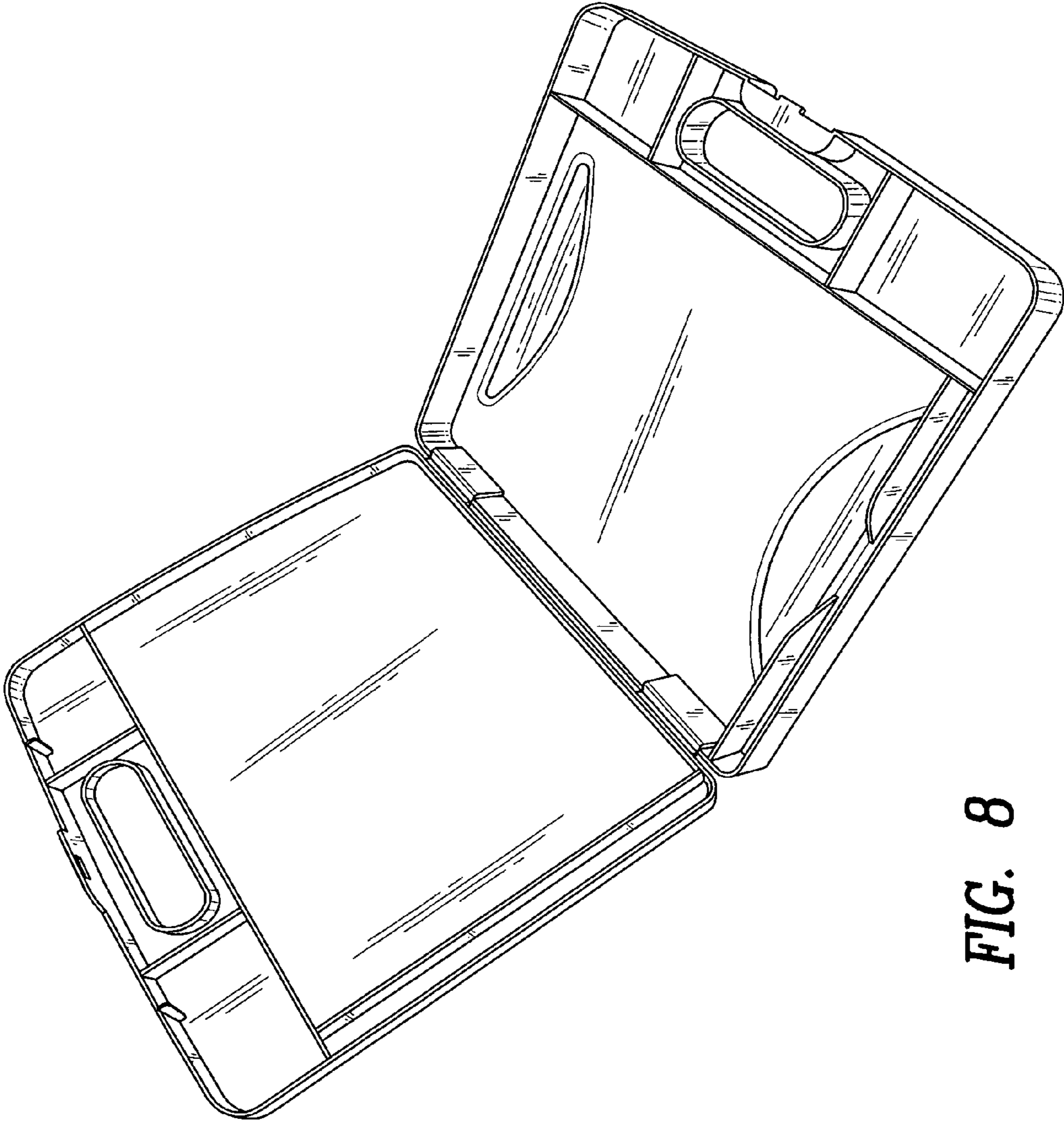


FIG. 8