



US00D697551S

(12) **United States Design Patent**
Colbert et al.

(10) **Patent No.:** **US D697,551 S**
(45) **Date of Patent:** **** Jan. 14, 2014**

(54) **ADHESIVE BOOK COVER**

(76) Inventors: **Joseph P. Colbert**, Carlisle, MA (US);
Keith Colbert, Carlisle, MA (US)

(**) Term: **14 Years**

(21) Appl. No.: **29/420,502**

(22) Filed: **May 9, 2012**

(51) **LOC (10) Cl.** **19-04**

(52) **U.S. Cl.**
USPC **D19/26**

(58) **Field of Classification Search**
USPC D19/1, 26–28; D6/582–583, 588, 596;
D5/47, 49–50, 57; 281/15.1, 19.1,
281/21.1, 22, 29, 31, 38; 283/63.1;
D25/138, 140, 149, 153, 162–163
See application file for complete search history.

(56) **References Cited**

U.S. PATENT DOCUMENTS

1,954,940	A *	4/1934	Mikel	4/575.1
D116,675	S *	9/1939	Walther	D5/47
D124,299	S *	12/1940	Silverman	D5/60
2,224,703	A *	12/1940	Spencer	281/20
D129,424	S *	9/1941	Goodman	D5/47
2,574,375	A *	11/1951	Chapman	428/195.1
D196,099	S *	8/1963	Sibley	D19/27
3,334,920	A *	8/1967	Orth	281/33
3,817,015	A *	6/1974	Frangos	52/511
4,391,010	A *	7/1983	Kronman	5/484
D380,092	S *	6/1997	Denton et al.	D5/47
D393,001	S *	3/1998	Mayo	D19/52
D406,681	S *	3/1999	Kelly et al.	D32/40
D408,994	S *	5/1999	Reichel et al.	D3/303
5,933,909	A *	8/1999	Keating	15/244.1
D463,487	S *	9/2002	Savoy	D19/27

D538,574	S *	3/2007	Eskandry	D6/611
D538,725	S *	3/2007	Eskandry	D12/203
D551,406	S *	9/2007	Caruso et al.	D32/40
D560,719	S *	1/2008	Wehmeyer	D19/26
D578,309	S *	10/2008	Johnston et al.	D5/47
D597,357	S *	8/2009	Stewart	D6/596
D606,352	S *	12/2009	Lai	D6/582
D623,422	S *	9/2010	Williams et al.	D5/57
D639,071	S *	6/2011	Ko et al.	D5/56
D639,566	S *	6/2011	Ko et al.	D5/56
D655,556	S *	3/2012	Isom-Morris	D6/596
2002/0184723	A1 *	12/2002	Bishop	15/118

* cited by examiner

Primary Examiner — T. Chase Nelson

Assistant Examiner — Kathleen M Sims

(74) *Attorney, Agent, or Firm* — QuickPatents; Kevin Prince

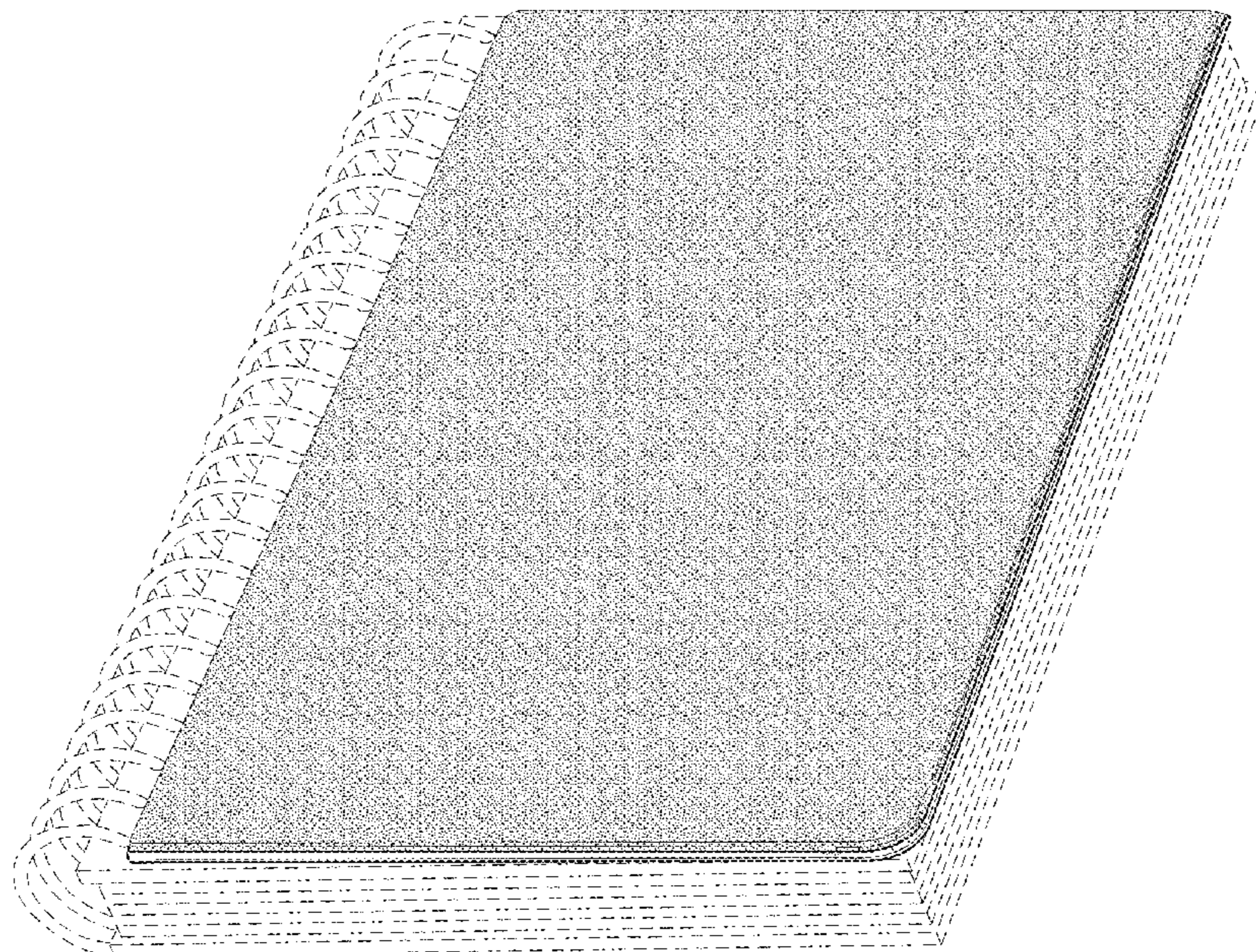
(57) **CLAIM**

We claim the ornamental design for an adhesive book cover, as shown and described.

DESCRIPTION

FIG. 1 is a perspective view of an adhesive book cover, showing our new design;
FIG. 2 is a top plan view thereof;
FIG. 3 is a bottom plan view thereof;
FIG. 4 is a left-side elevational view thereof, the right-side elevational view being a mirror image thereof;
FIG. 5 is a front elevational view thereof, the rear elevational view being a mirror image thereof; and,
FIG. 6 is a partial enlarged perspective view of a corner of the adhesive book cover.
The broken lines showing a notebook in FIG. 1 depict environmental matter and form no part of the claimed design.

1 Claim, 4 Drawing Sheets



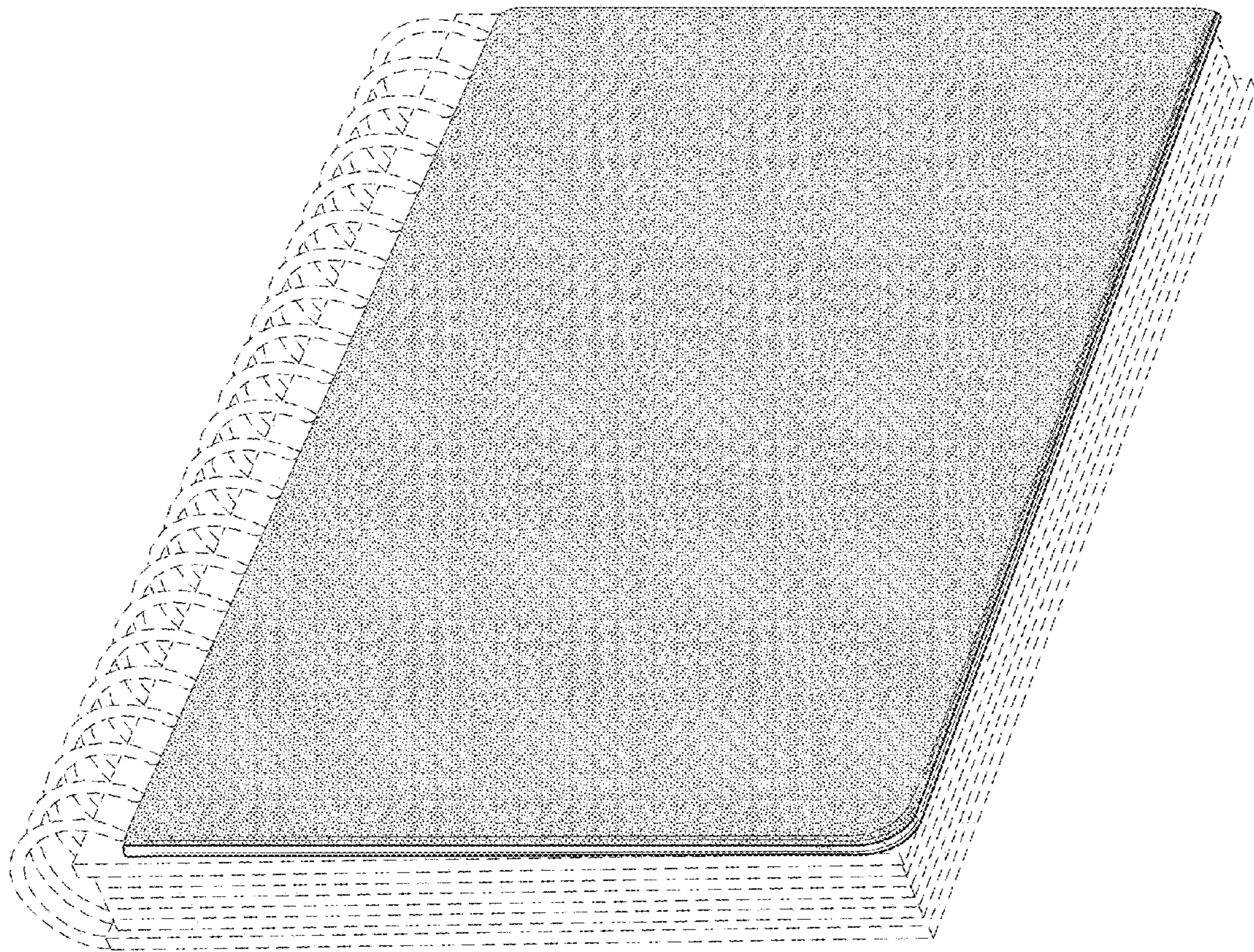


FIG. 1




FIG. 2

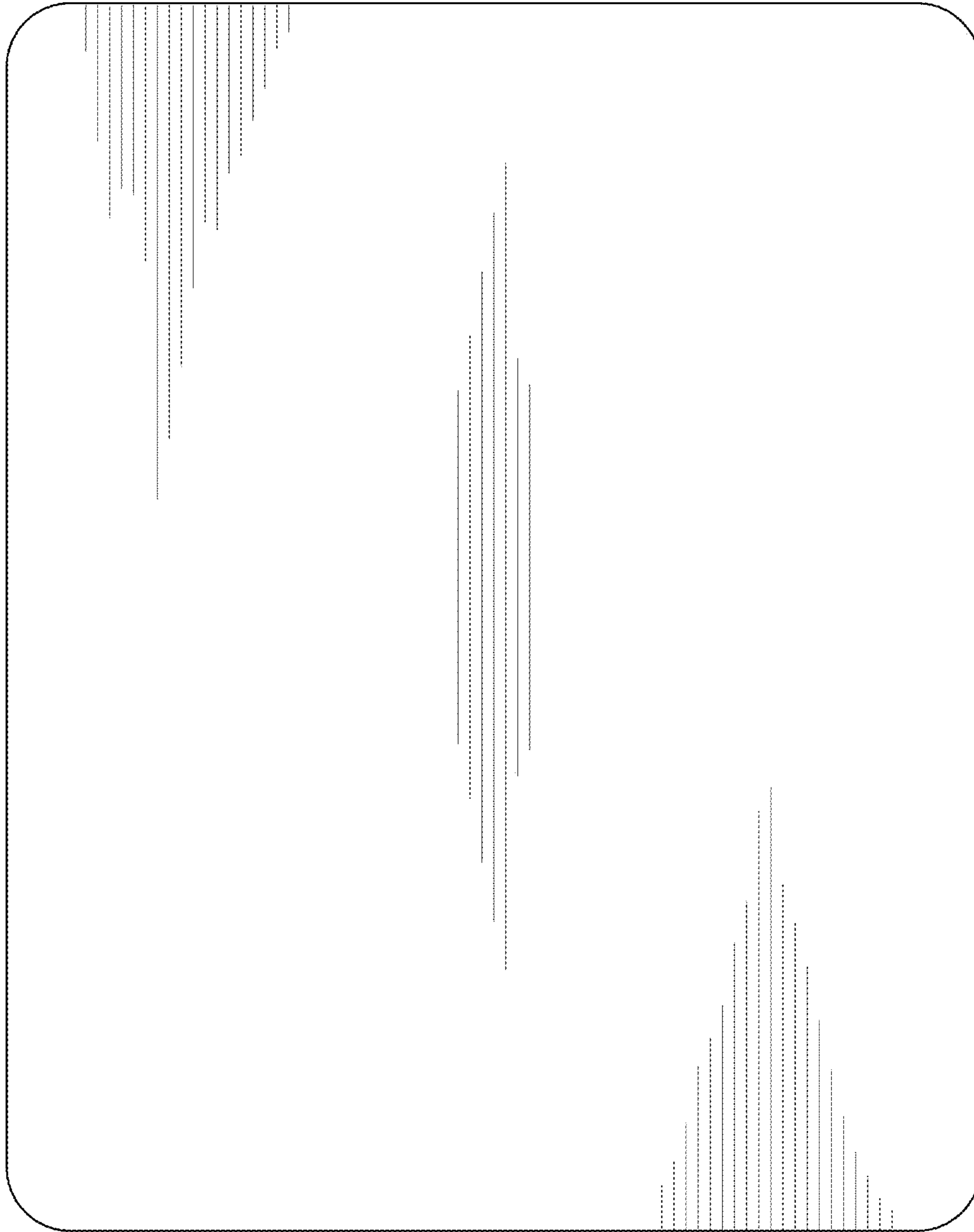


FIG. 3




FIG. 4




FIG. 5

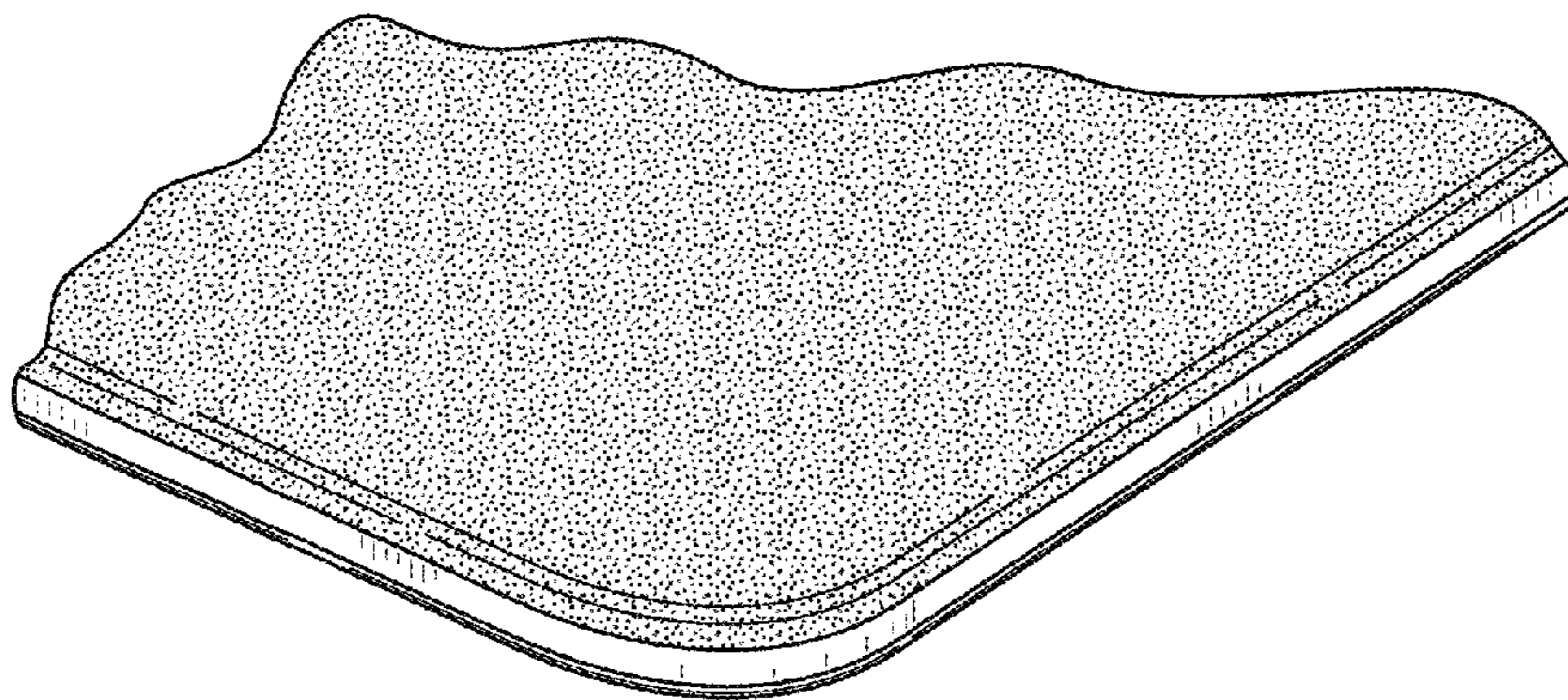


FIG. 6