



US00D697548S

(12) **United States Design Patent**  
**Earley**

(10) **Patent No.:** **US D697,548 S**  
(45) **Date of Patent:** **\*\* Jan. 14, 2014**

(54) **SUNGLASSES**

(71) Applicant: **William J. Earley**, Watkinsville, GA  
(US)

(72) Inventor: **William J. Earley**, Watkinsville, GA  
(US)

(73) Assignee: **Tifosi Optics Inc.**, Watkinsville, GA  
(US)

(\*\*) Term: **14 Years**

(21) Appl. No.: **29/457,924**

(22) Filed: **Jun. 13, 2013**

(51) **LOC (10) Cl.** ..... **16-06**

(52) **U.S. Cl.**  
USPC ..... **D16/326**

(58) **Field of Classification Search**  
USPC ..... D16/101, 300-342, 900; D29/109-110;  
351/41, 44, 51-52, 62, 158, 92,  
351/103-123, 140-153, 45-46; 2/426-432,  
2/447-449, 441, 434-437, 13, 15;  
D21/483, 659-661; D14/372  
See application file for complete search history.

(56) **References Cited**

**U.S. PATENT DOCUMENTS**

D403,011 S \* 12/1998 Davis ..... D16/326  
D594,052 S \* 6/2009 Yang ..... D16/326  
D610,603 S \* 2/2010 Thixton ..... D16/326

D661,339 S \* 6/2012 Thixton et al. .... D16/321

\* cited by examiner

*Primary Examiner* — Raphael Barkai

(74) *Attorney, Agent, or Firm* — Smith Risley Tempel  
Santos LLC; Gregory Scott Smith

(57) **CLAIM**

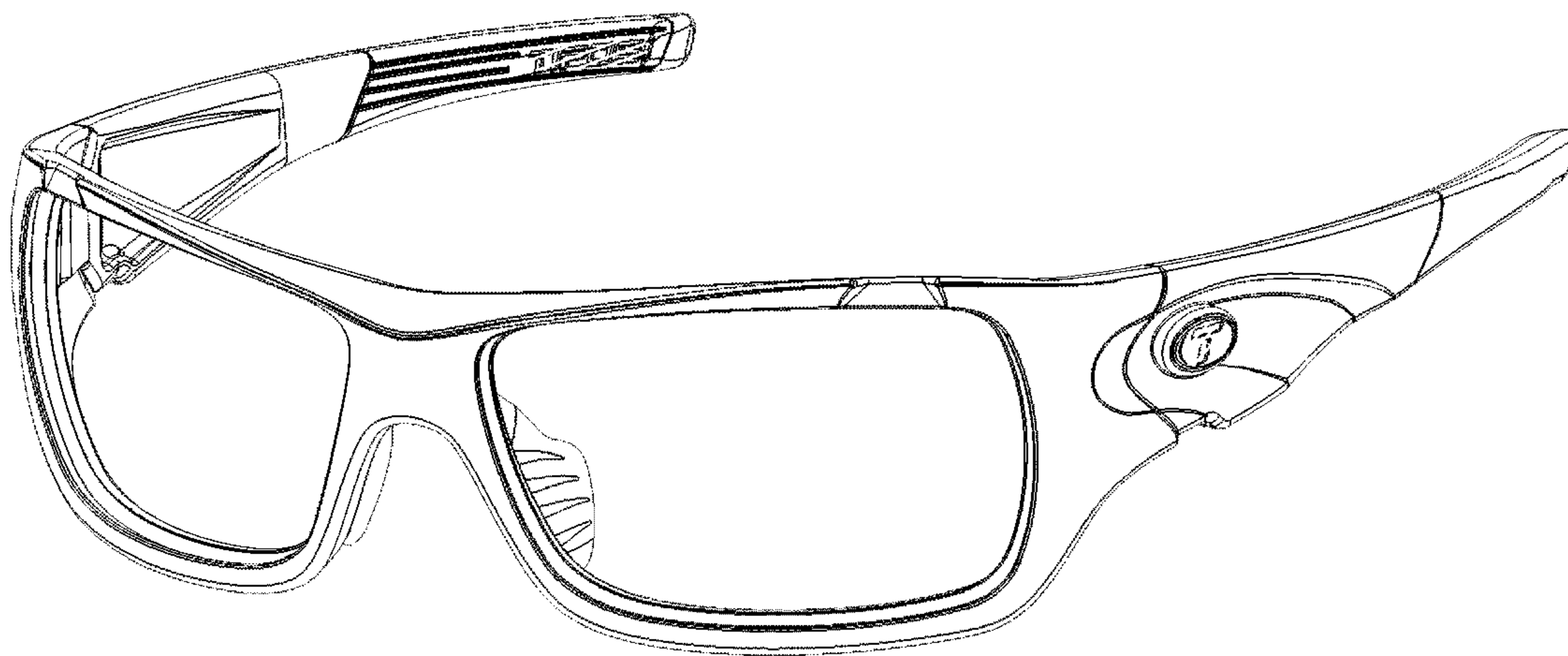
The ornamental design for sunglasses, as shown and  
described.

**DESCRIPTION**

FIG. 1 is perspective view of the sunglasses;  
FIG. 2 is a front elevation view of the sunglasses shown in  
FIG. 1;  
FIG. 3 is a rear elevation view of the sunglasses shown in FIG.  
1;  
FIG. 4 is a left side elevation view of the sunglasses shown in  
FIG. 1;  
FIG. 5 is a right side elevation view of the sunglasses shown  
in FIG. 1;  
FIG. 6 is a top plan view of the sunglasses shown in FIG. 1;  
FIG. 7 is a bottom plan view of the sunglasses shown in FIG.  
1; and,  
FIG. 8 is another perspective view of the sunglasses shown in  
FIG. 1, viewed from a different angle.

The broken lines throughout the drawings, namely the brand-  
ing on the outside area of the temple and the branding on the  
inside ear stem, form no part of the claim.

**1 Claim, 6 Drawing Sheets**



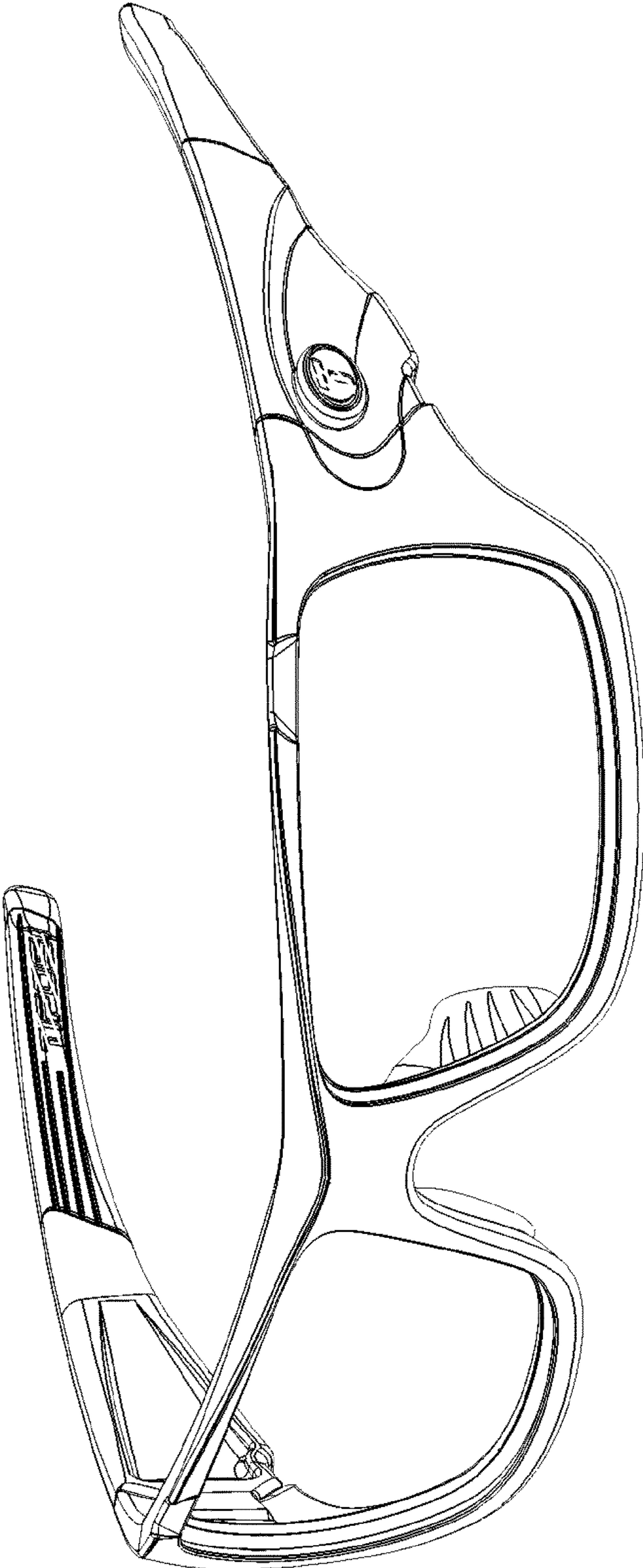


FIG. 1

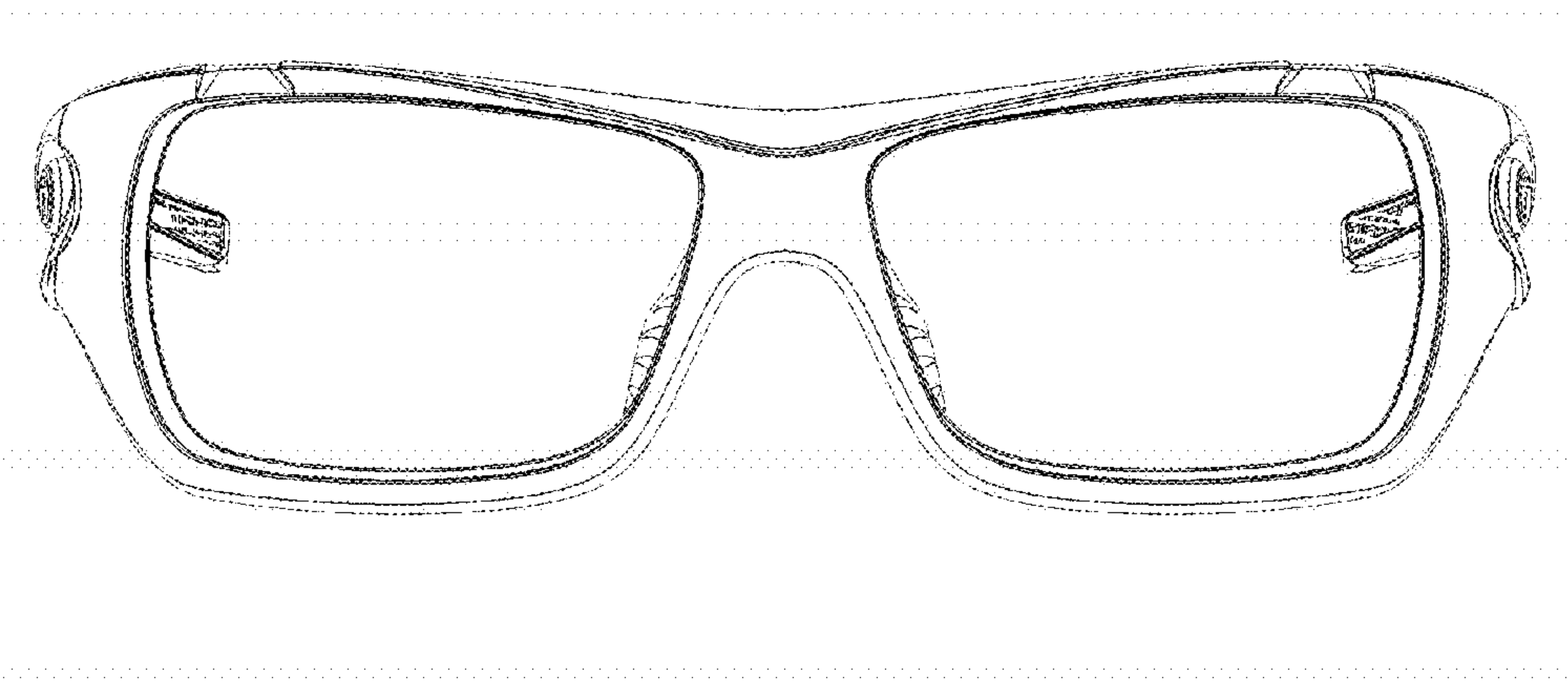


FIG. 2

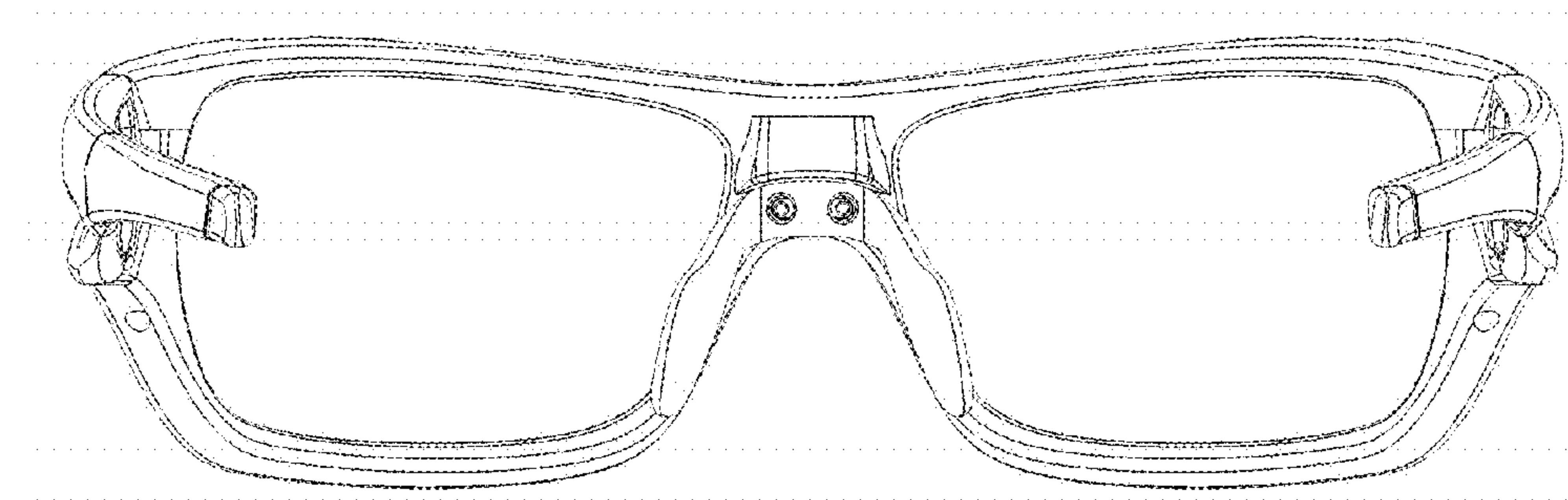


FIG. 3



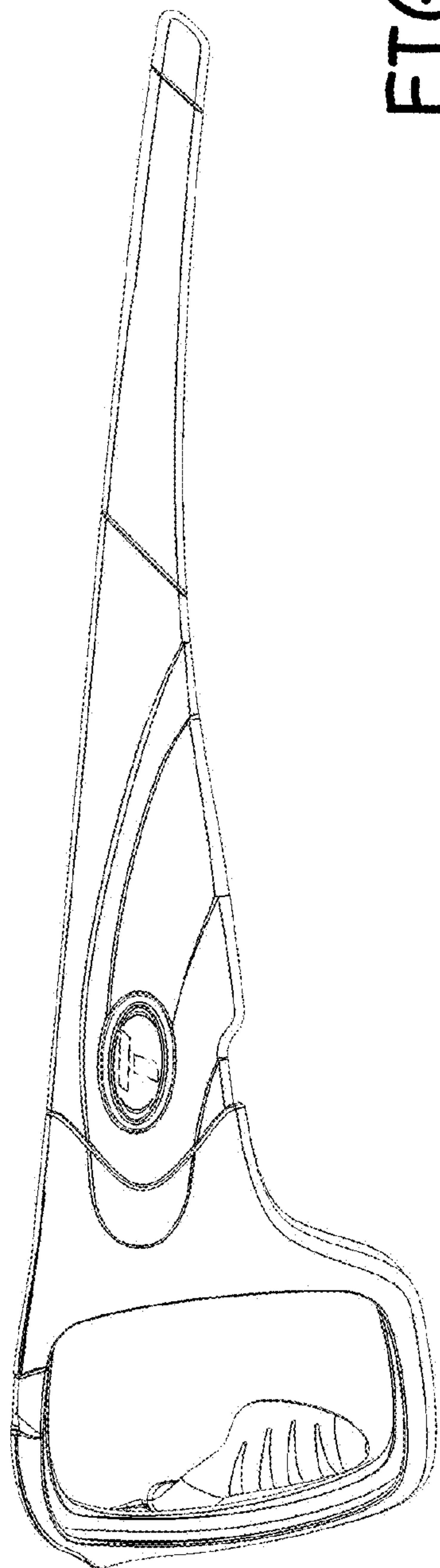


FIG. 4

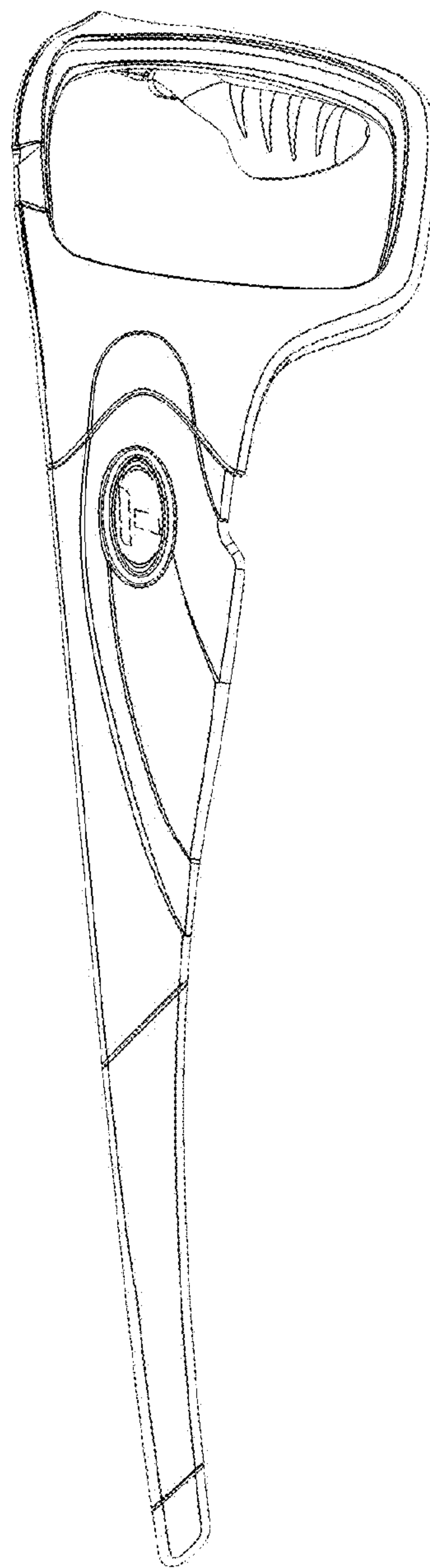


FIG. 5



FIG. 6



FIG. 7

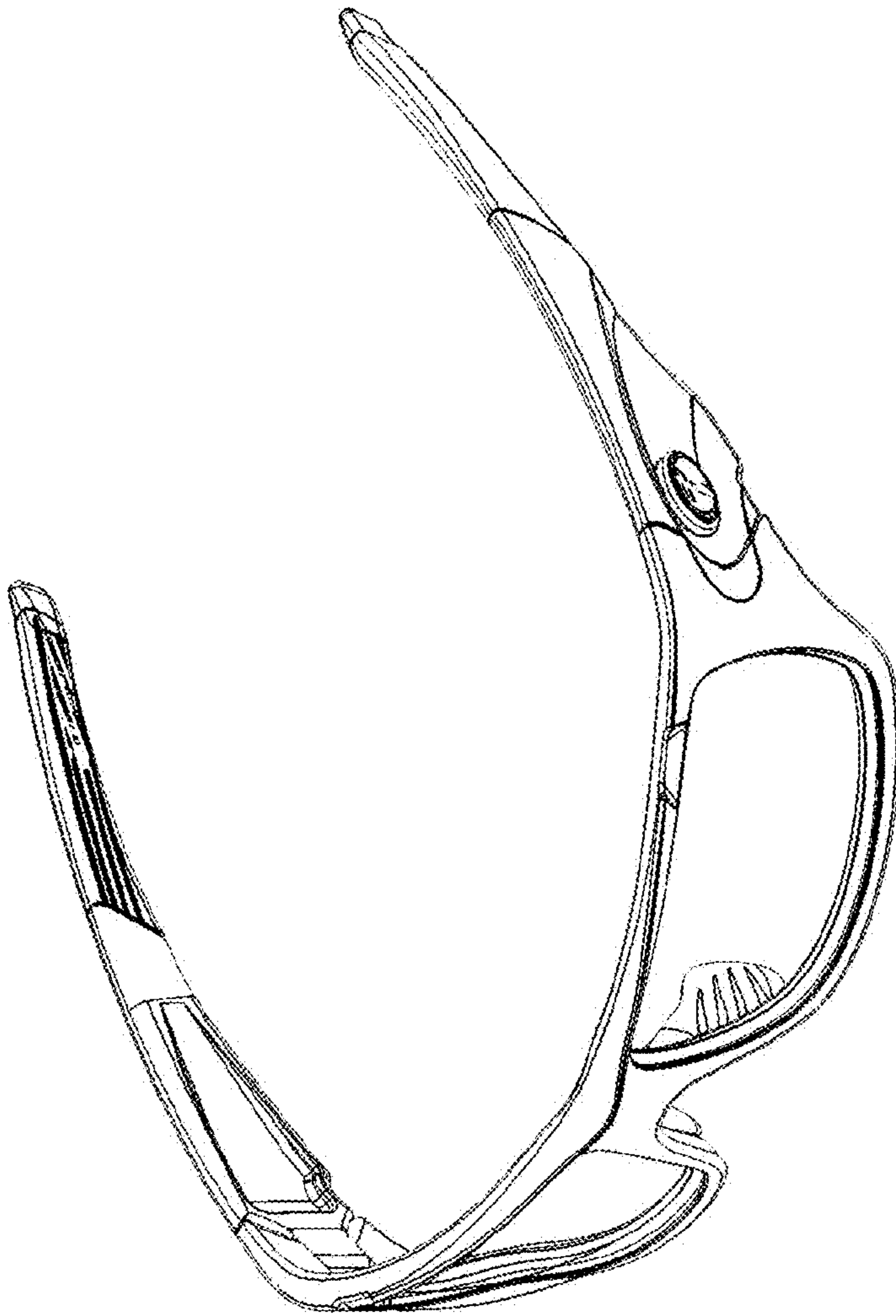


FIG. 8