

US00D697541S

(12) **United States Design Patent**  
**Fujimoto et al.**

(10) **Patent No.:** **US D697,541 S**  
(45) **Date of Patent:** **\*\* Jan. 14, 2014**

(54) **FILM-FORMING APPARATUS**

- (71) Applicant: **ULVAC, Inc.**, Chigasaki (JP)
- (72) Inventors: **Shinya Fujimoto**, Chigasaki (JP);  
**Nobuhiro Hayashi**, Chigasaki (JP);  
**Takayoshi Hirono**, Chigasaki (JP); **Isao Tada**, Chigasaki (JP); **Shuji Saito**, Chigasaki (JP)
- (73) Assignee: **ULVAC, Inc.** (JP)
- (\*\*) Term: **14 Years**
- (21) Appl. No.: **29/442,988**
- (22) Filed: **Jun. 4, 2013**

**Related U.S. Application Data**

- (62) Division of application No. 29/373,100, filed on Feb. 28, 2011, now Pat. No. Des. 689,534.

**Foreign Application Priority Data**

- Aug. 30, 2010 (JP) ..... 2010-020910
  - Aug. 30, 2010 (JP) ..... 2010-020911
  - Aug. 30, 2010 (JP) ..... 2010-020912
  - (51) **LOC (10) Cl.** ..... **15-99**
  - (52) **U.S. Cl.**  
USPC ..... **D15/199**
  - (58) **Field of Classification Search**  
USPC ..... D15/199; 53/550; 101/150, 169;  
118/50, 52, 302, 323, 500, 679, 680,  
118/715, 724, 726, 728, 730; 204/192.1,  
204/192.12, 298.08, 298.11, 298.15,  
204/298.25; 219/121.77; 347/33; 427/52,  
427/66, 128, 255.23, 294, 372.2, 566;  
430/270.1, 327
- See application file for complete search history.

(56) **References Cited**

U.S. PATENT DOCUMENTS

|              |      |         |                       |            |
|--------------|------|---------|-----------------------|------------|
| 5,165,221    | A *  | 11/1992 | Udelson et al. ....   | 53/550     |
| 5,482,607    | A *  | 1/1996  | Hashimoto et al. .... | 204/298.25 |
| 5,533,446    | A *  | 7/1996  | Hashimura et al. .... | 101/150    |
| 8,011,315    | B2 * | 9/2011  | Matsumoto et al. .... | 118/52     |
| 2002/0197878 | A1 * | 12/2002 | Konishi et al. ....   | 438/723    |
| 2003/0197754 | A1 * | 10/2003 | Nakamura ....         | 347/33     |
| 2003/0226834 | A1 * | 12/2003 | Ishikawa et al. ....  | 219/121.77 |
| 2006/0003105 | A1 * | 1/2006  | Kobayashi et al. .... | 427/372.2  |
| 2006/0236927 | A1 * | 10/2006 | Nakamura ....         | 118/302    |
| 2007/0215045 | A1 * | 9/2007  | Higaki et al. ....    | 118/680    |
| 2008/0118861 | A1 * | 5/2008  | Kosugi et al. ....    | 430/270.1  |
| 2009/0226604 | A1 * | 9/2009  | Ohmi et al. ....      | 427/66     |
| 2010/0196623 | A1 * | 8/2010  | Honda et al. ....     | 427/566    |
| 2010/0251960 | A1 * | 10/2010 | Shimizu ....          | 118/50     |

(Continued)

*Primary Examiner* — Patricia Palasik

(74) *Attorney, Agent, or Firm* — Faegre Baker Daniels, LLP

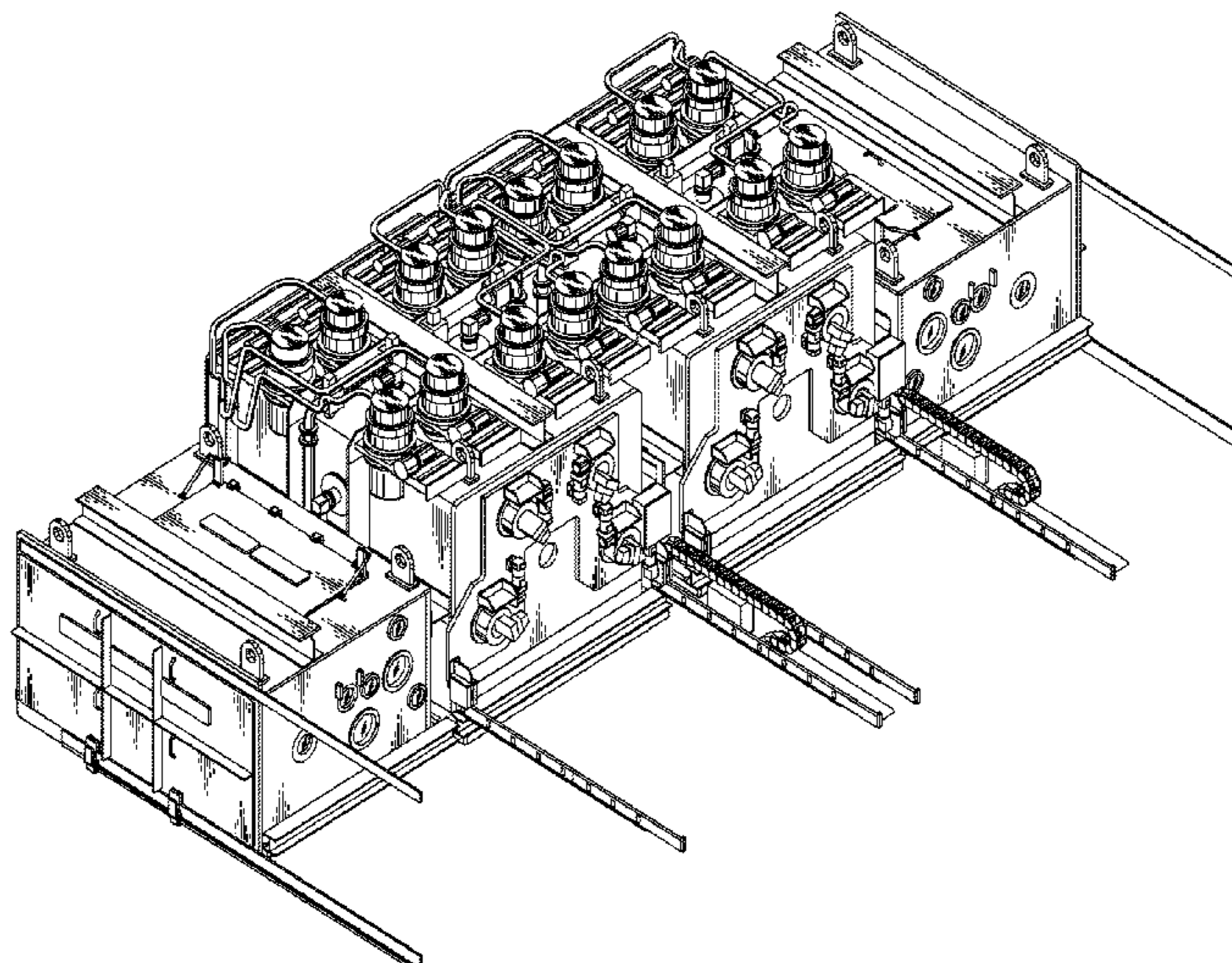
(57) **CLAIM**

The ornamental design for film-forming apparatus, as shown and described.

**DESCRIPTION**

FIG. 1 is a front perspective view of a first embodiment of a film-forming apparatus showing our new design;  
 FIG. 2 is a rear perspective view thereof;  
 FIG. 3 is a front view thereof;  
 FIG. 4 is a rear view thereof;  
 FIG. 5 is a top plan view thereof;  
 FIG. 6 is a right side view thereof;  
 FIG. 7 is a left side view thereof;  
 FIG. 8 is a front perspective view of a second embodiment of a film-forming apparatus showing our new design;  
 FIG. 9 is a rear perspective view thereof;  
 FIG. 10 is a front view thereof;  
 FIG. 11 is a rear view thereof;  
 FIG. 12 is a top plan view thereof;  
 FIG. 13 is a right side view thereof; and,  
 FIG. 14 is a left side view thereof.

**1 Claim, 14 Drawing Sheets**



# US D697,541 S

Page 2

---

(56)

## References Cited

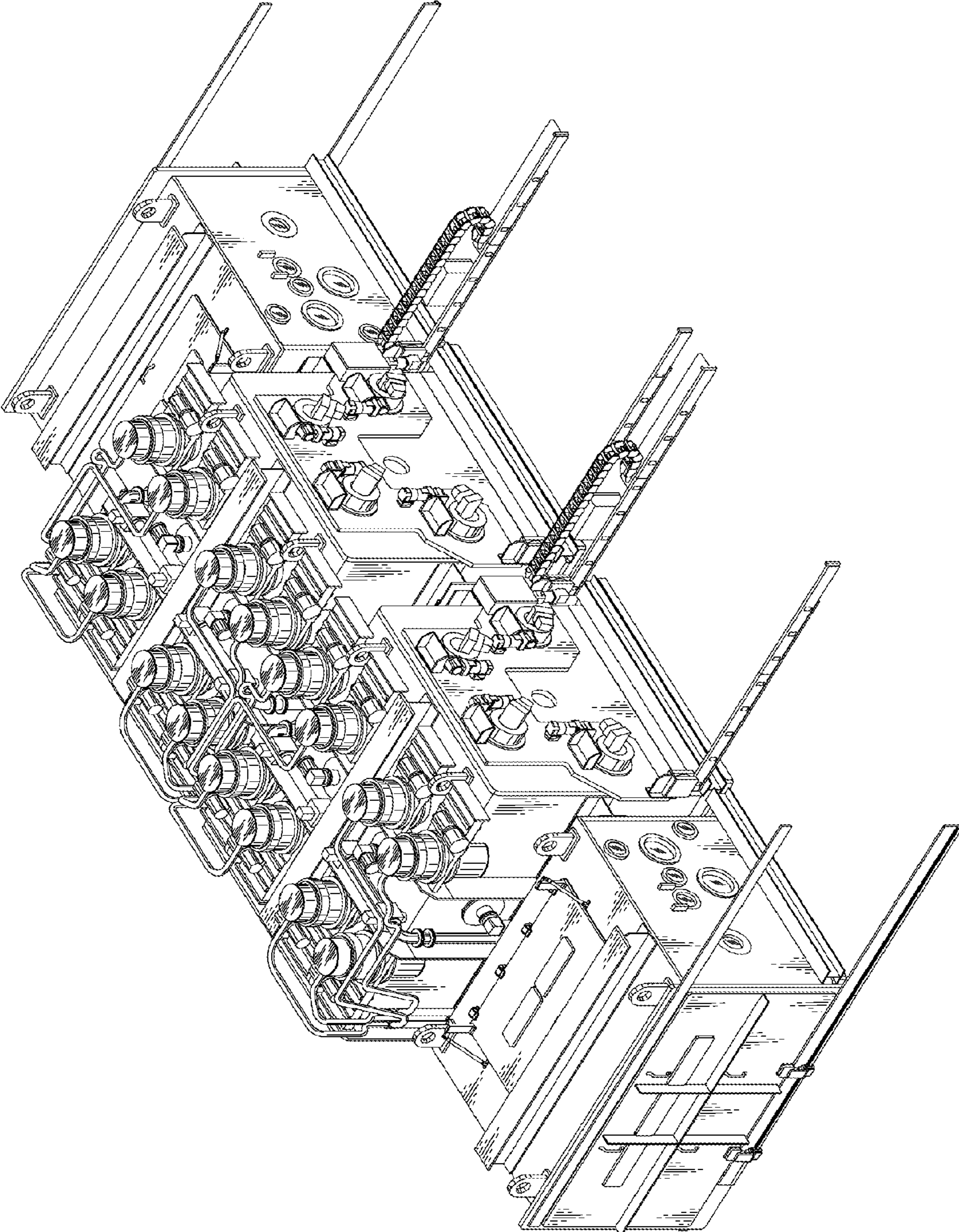
### U.S. PATENT DOCUMENTS

2012/0103793 A1\* 5/2012 Fujii ..... 204/192.1  
2012/0111722 A1\* 5/2012 Kodaira et al. .... 204/298.08  
2012/0171784 A1\* 7/2012 Wang ..... 438/3

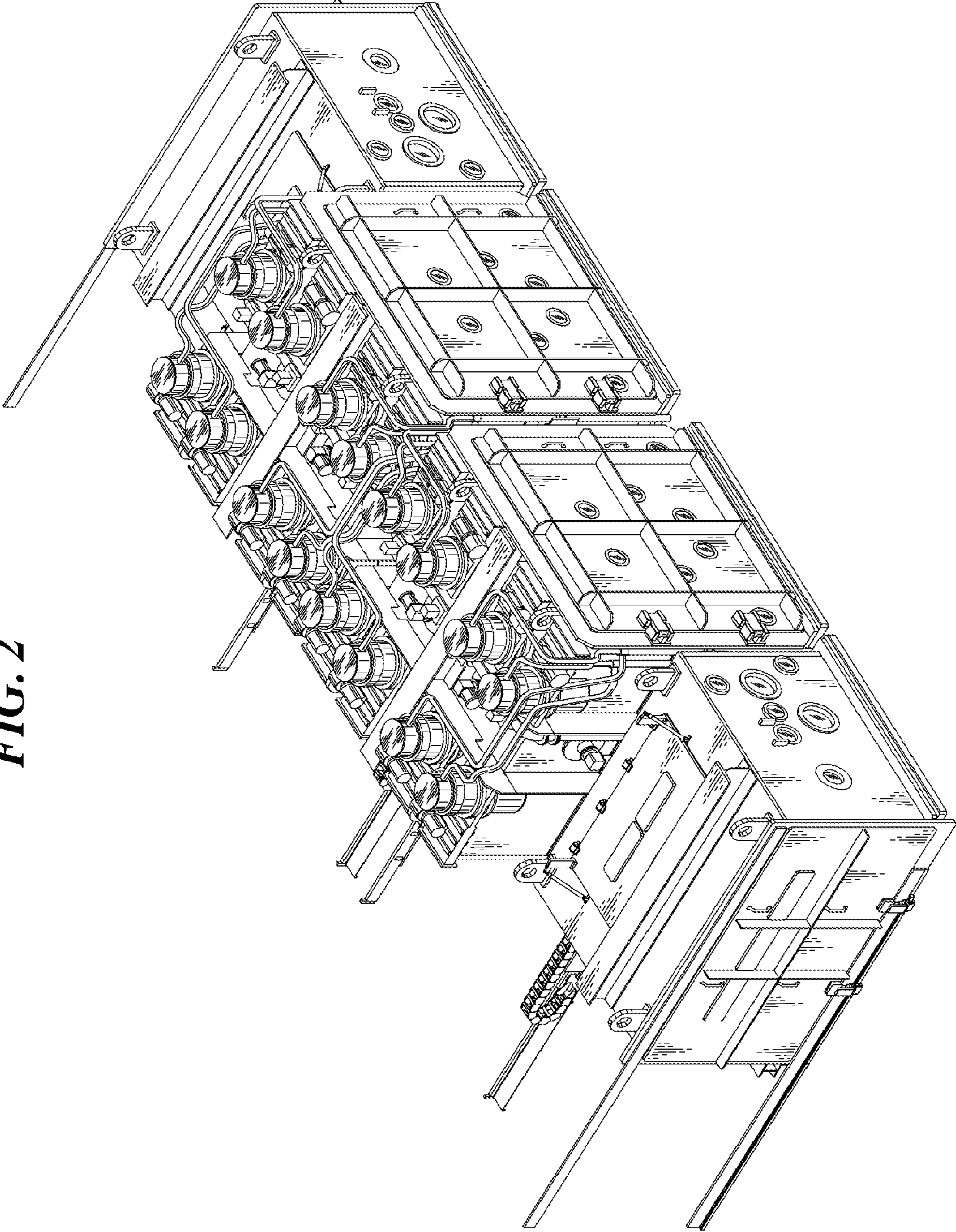
2012/0180727 A1\* 7/2012 Hasegawa et al. .... 118/730  
2012/0199471 A1\* 8/2012 Matsumoto et al. .... 204/192.12  
2012/0199477 A1\* 8/2012 Uenosono ..... 204/298.15  
2012/0231158 A1\* 9/2012 Ueno ..... 427/128

\* cited by examiner

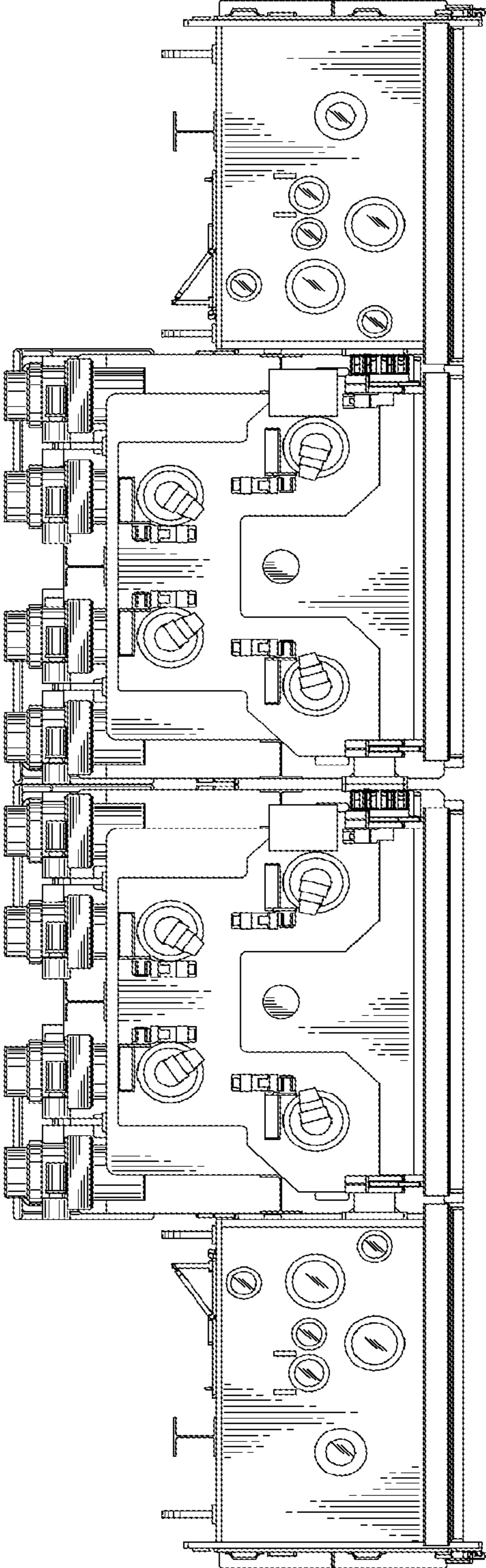
**FIG. 1**



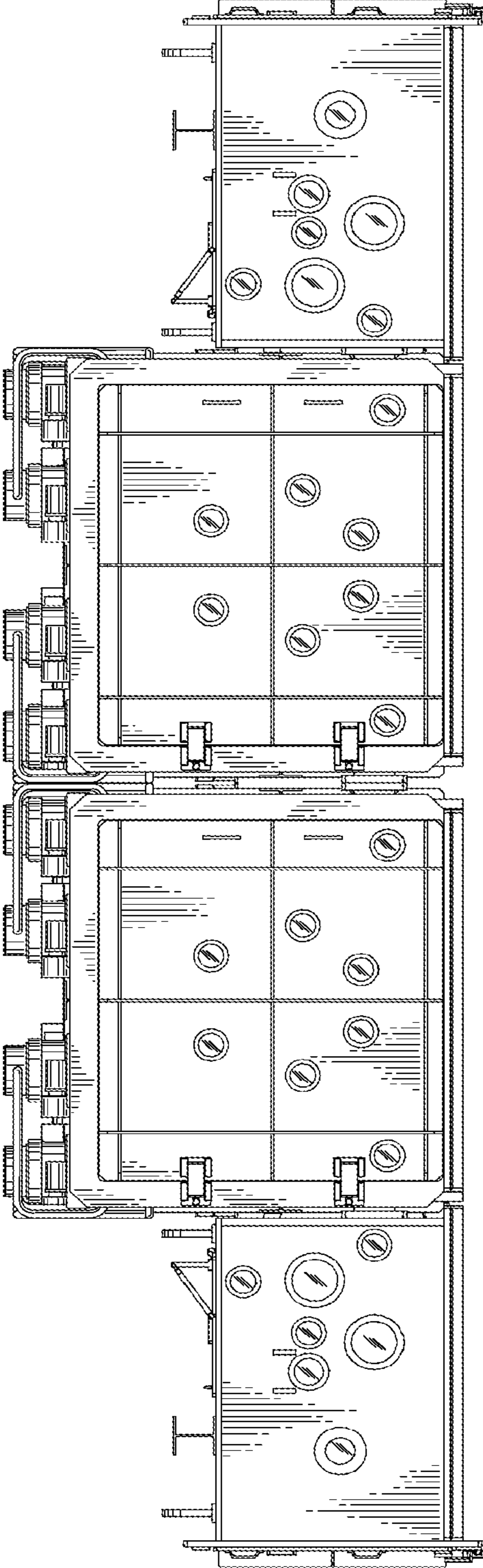
**FIG. 2**



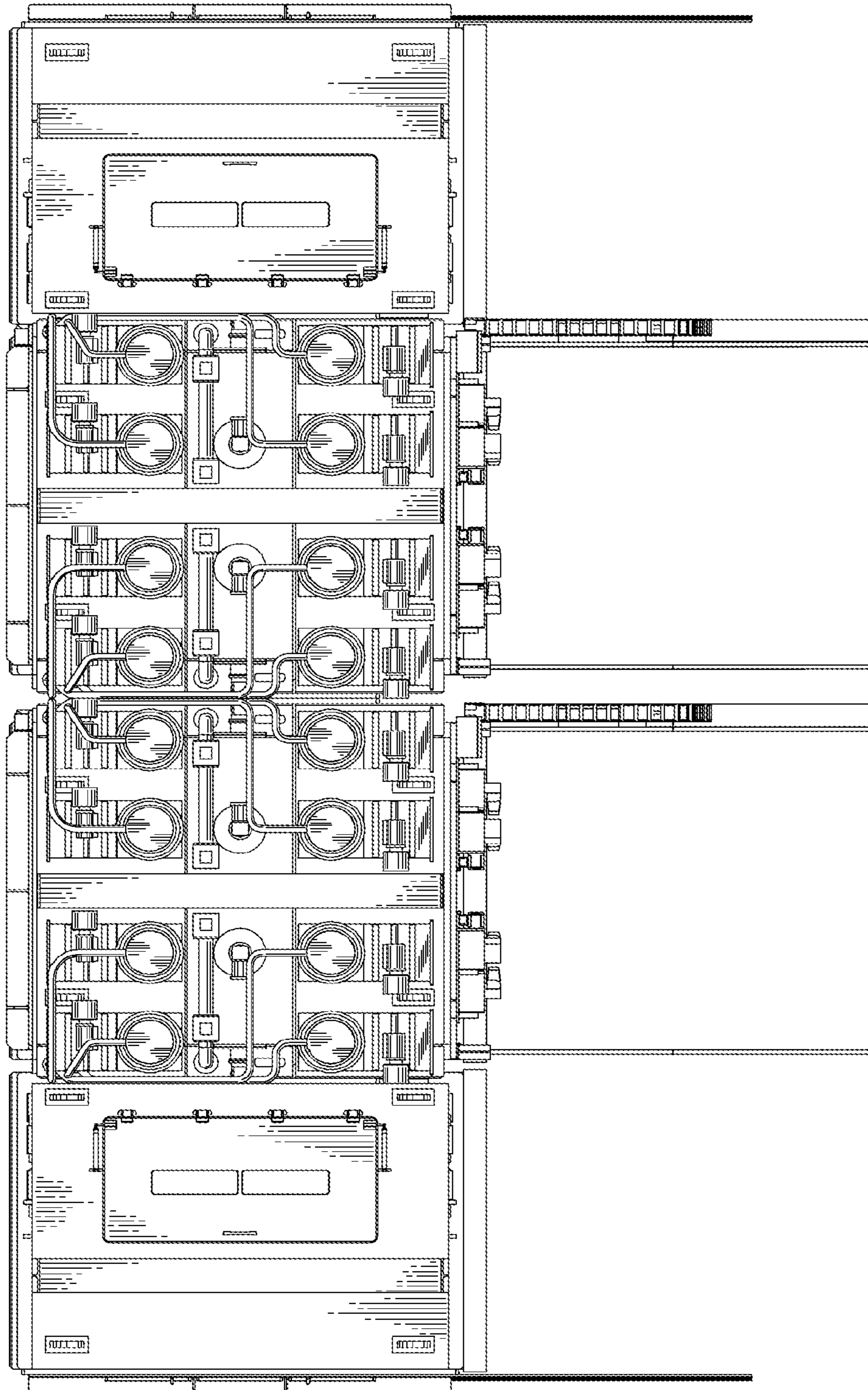
**FIG. 3**



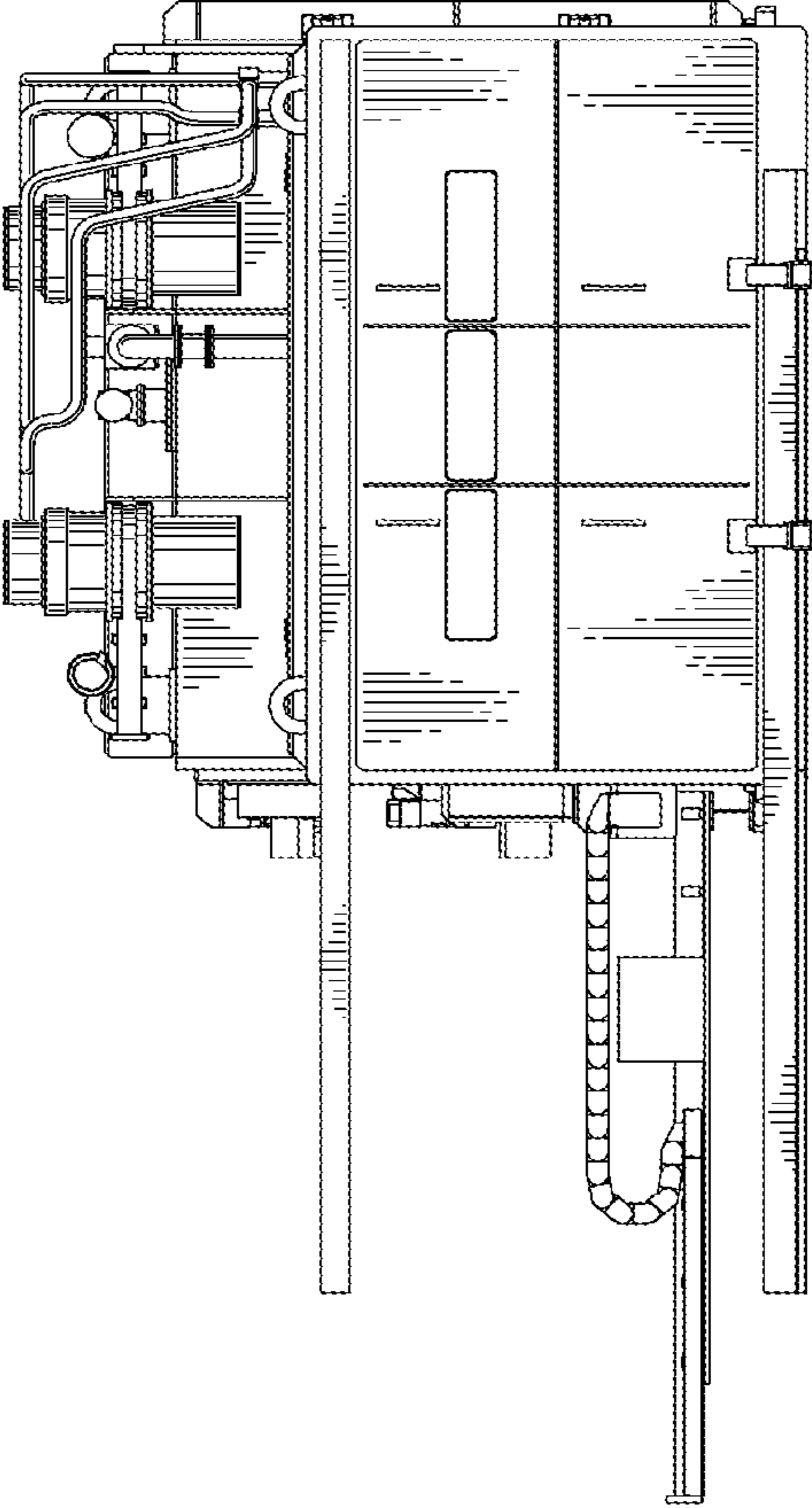
**FIG. 4**



**FIG. 5**

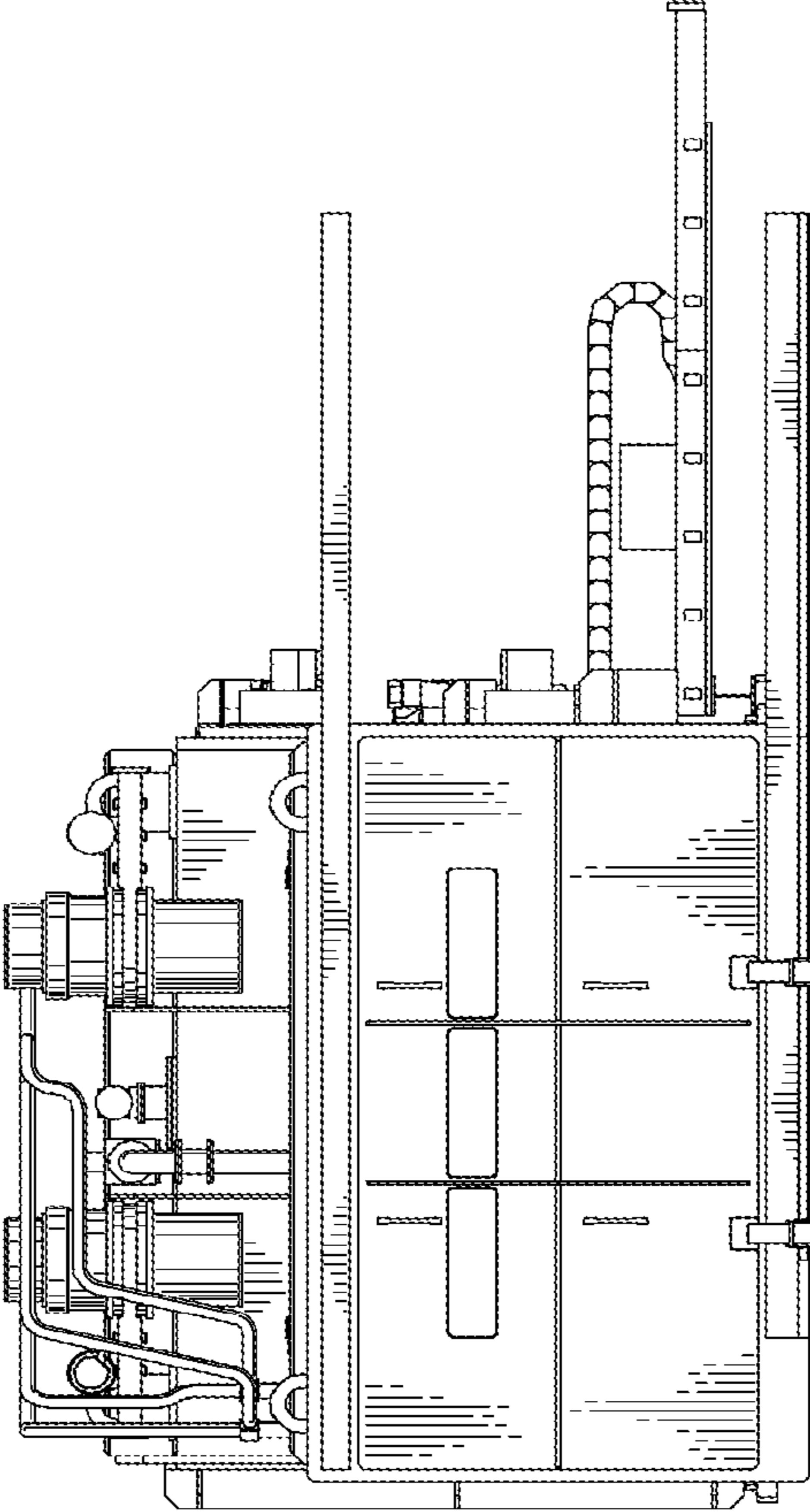


*FIG. 6*

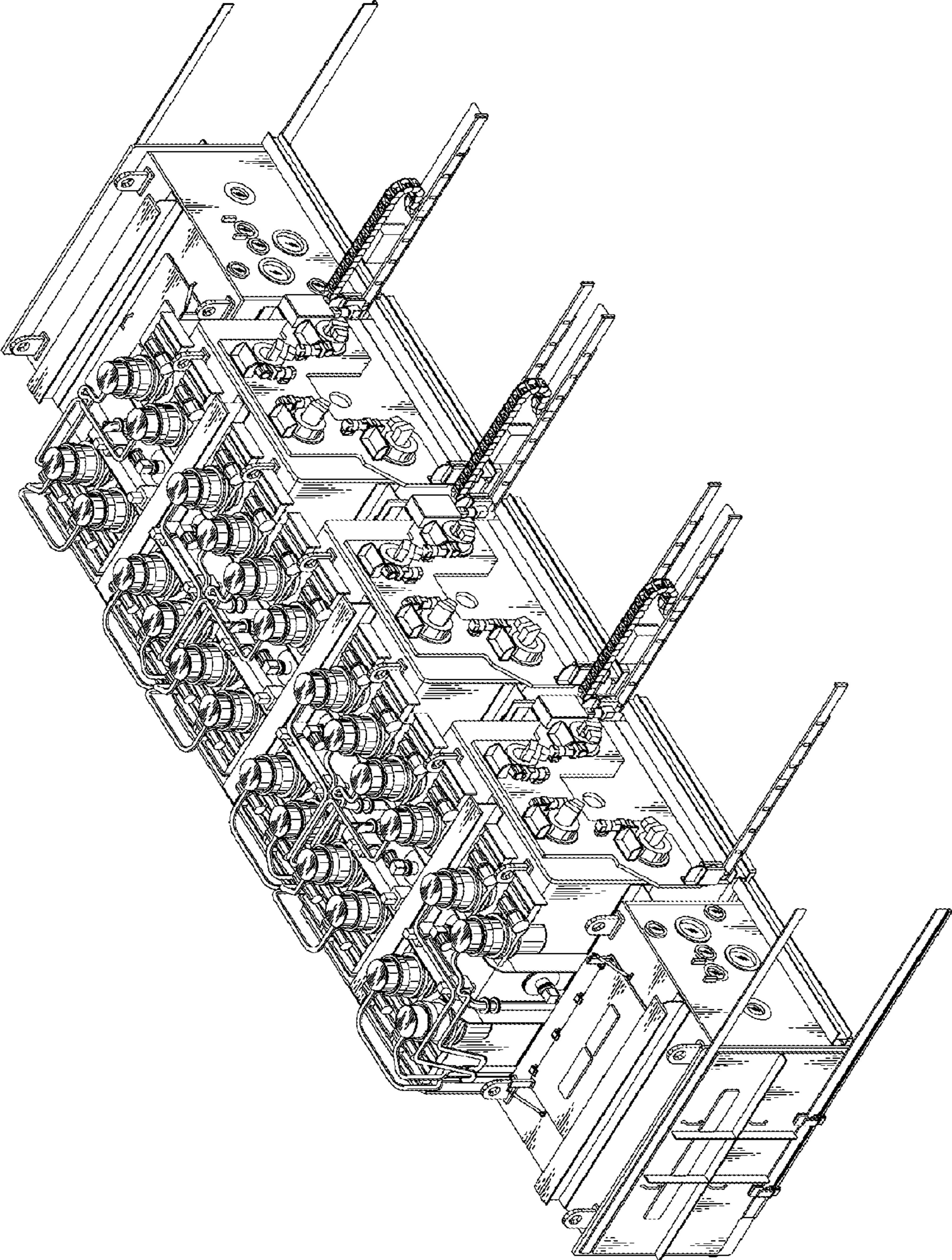




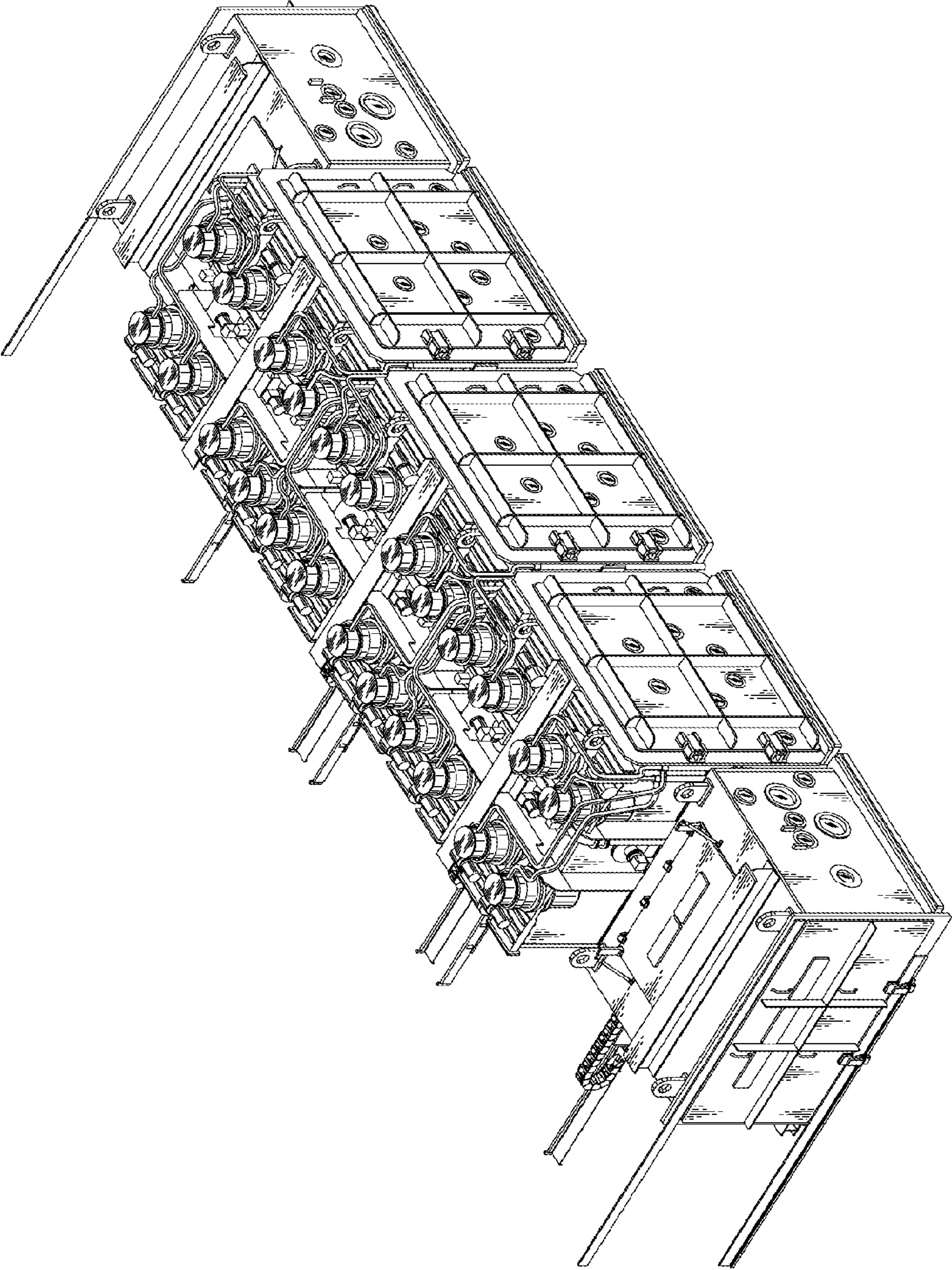
**FIG. 7**



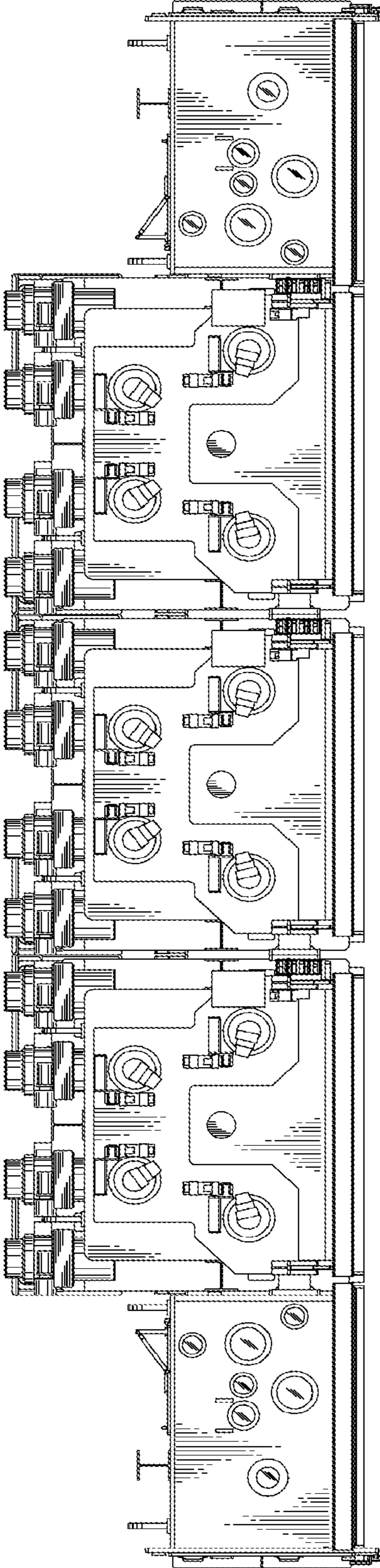
**FIG. 8**



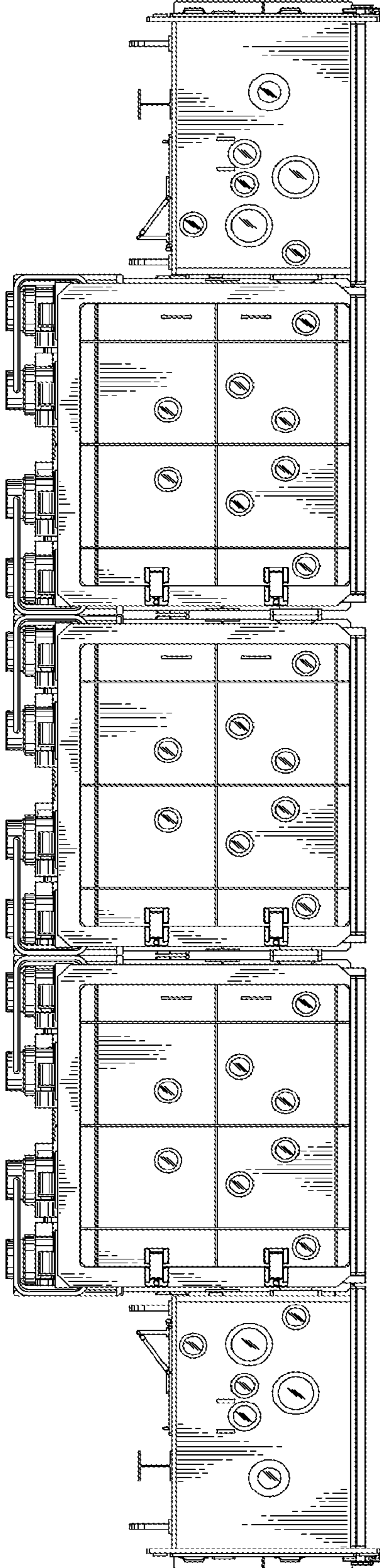
**FIG. 9**



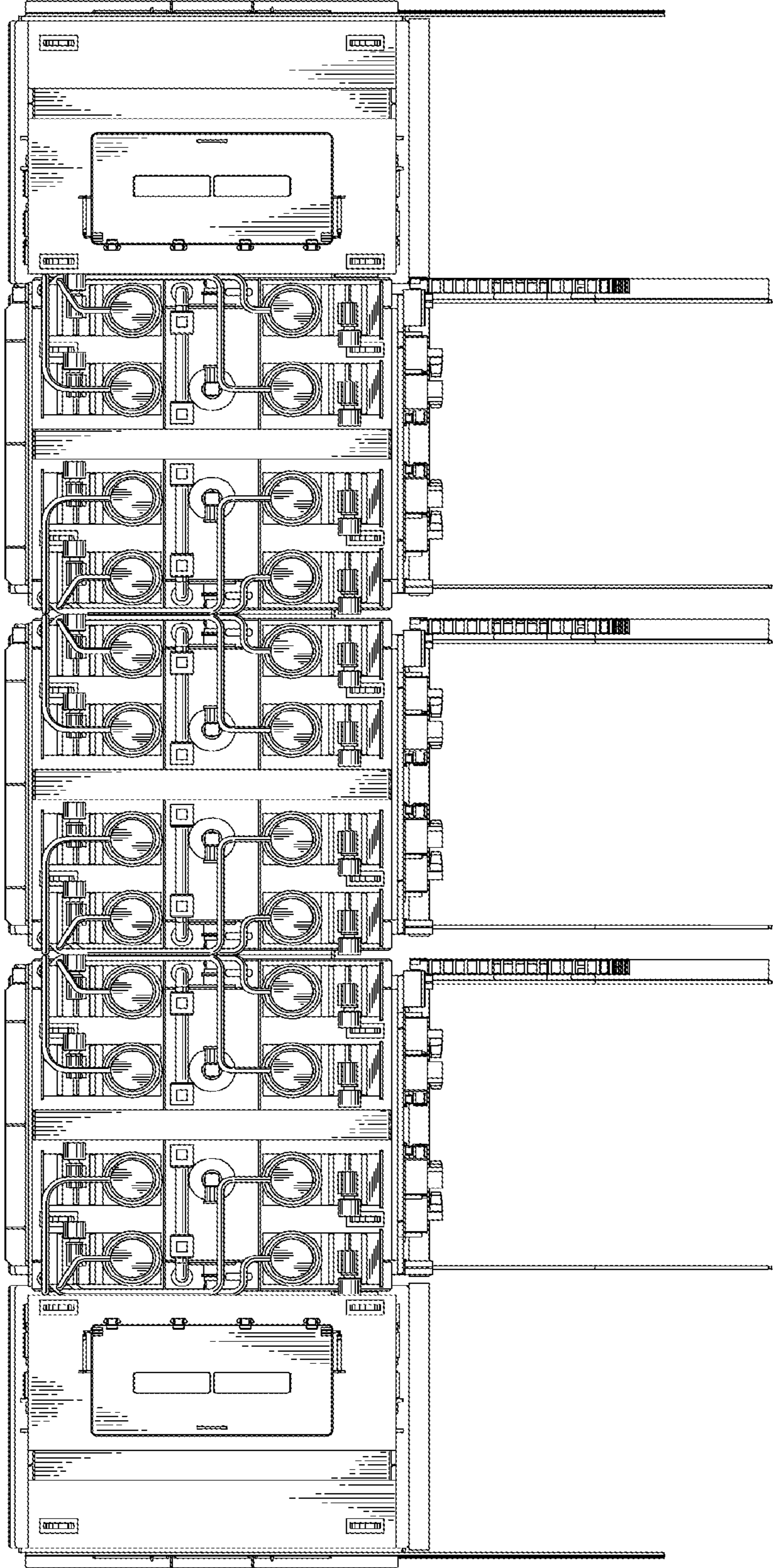
*FIG. 10*



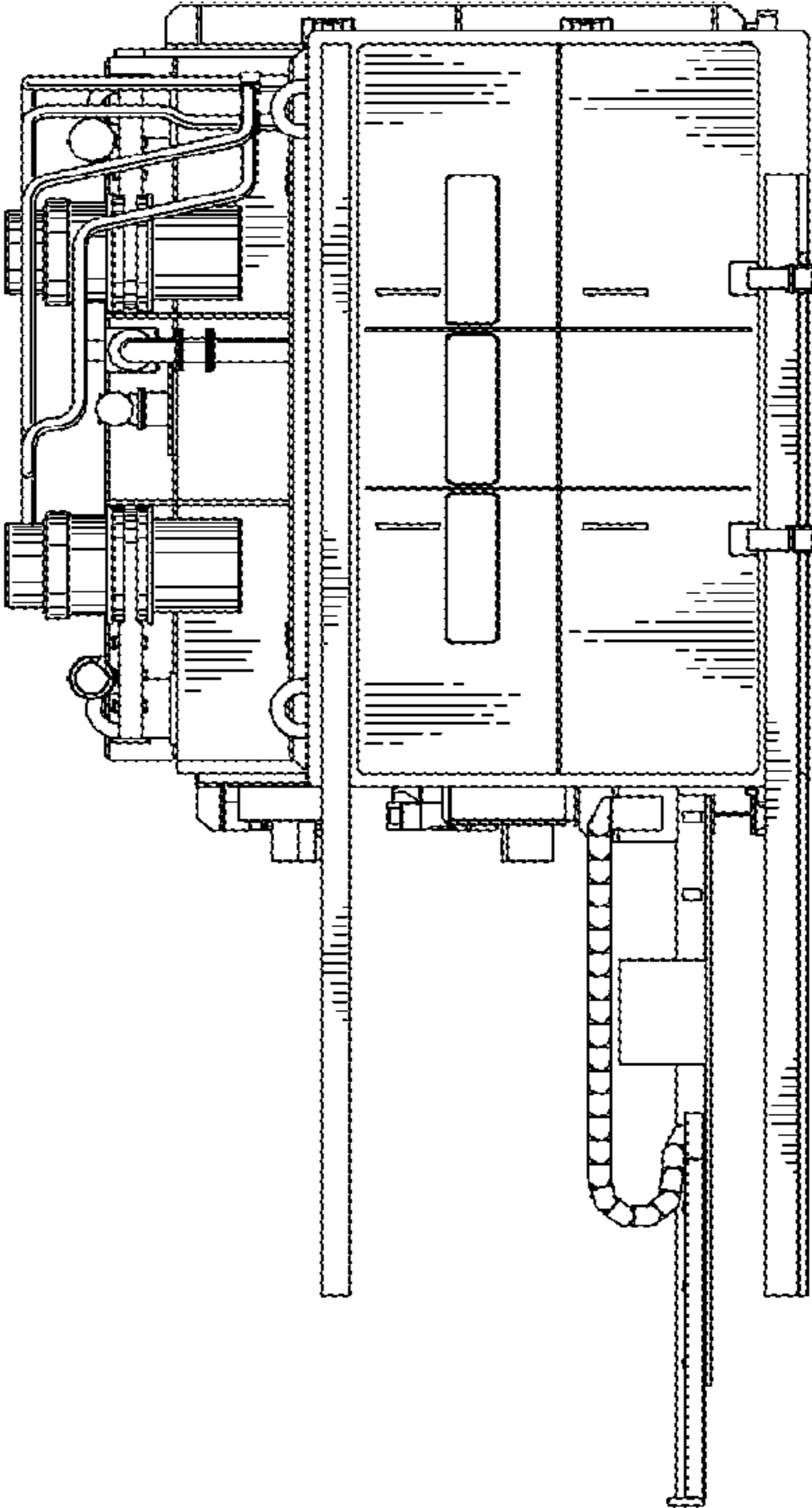
*FIG. 11*



*FIG. 12*



*FIG. 13*



**FIG. 14**

