



US00D697531S

(12) **United States Design Patent**
Phelan

(10) **Patent No.:** **US D697,531 S**
(45) **Date of Patent:** **** Jan. 14, 2014**

(54) **DISPLAY SCREEN WITH ICON AND COMPUTING DEVICE WITH SURFACE ORNAMENTATION**

(75) Inventor: **Kieran Phelan**, Seattle, WA (US)

(73) Assignee: **Microsoft Corporation**, Redmond, WA (US)

(**) Term: **14 Years**

(21) Appl. No.: **29/410,351**

(22) Filed: **Jan. 6, 2012**

(51) **LOC (10) Cl.** **14-04**

(52) **U.S. Cl.**
USPC **D14/489**

(58) **Field of Classification Search**
USPC D14/485-95; D18/24-33; D19/6, 52;
D20/11; D21/324-33; 715/700-867,
715/973-77

See application file for complete search history.

(56) **References Cited**

U.S. PATENT DOCUMENTS

D386,516 S *	11/1997	Thomas	D14/491
D393,845 S *	4/1998	Wanishi et al.	D14/491
D428,399 S *	7/2000	Kahn et al.	D14/488
6,484,189 B1 *	11/2002	Gerlach et al.	715/201
D495,338 S *	8/2004	Peter et al.	D14/486
D496,943 S *	10/2004	Glaser et al.	D14/489
D525,981 S *	8/2006	Hally et al.	D14/485
D545,837 S *	7/2007	Haldimann et al.	D14/491
D547,322 S *	7/2007	Ivanov	D14/489
D551,243 S *	9/2007	Young	D14/487
D562,843 S *	2/2008	Fletcher et al.	D14/488
D598,467 S *	8/2009	Syme	D14/491
D606,551 S *	12/2009	Willis	D14/491

D607,464 S *	1/2010	Tang et al.	D14/485
D640,285 S *	6/2011	Woo	D14/487
7,956,845 B2 *	6/2011	Lee	345/173
D642,194 S *	7/2011	Kozlowski et al.	D14/488
D648,735 S *	11/2011	Arnold et al.	D14/486
D650,788 S *	12/2011	Marks et al.	D14/487
D664,978 S *	8/2012	Tanghe et al.	D14/487
D665,409 S *	8/2012	Gupta et al.	D14/488
D673,174 S *	12/2012	Carpenter	D14/489
D676,868 S *	2/2013	Wagner	D14/489
D677,690 S *	3/2013	Phelan	D14/487
D683,360 S *	5/2013	Phelan et al.	D14/491
D683,754 S *	6/2013	Phelan	D14/489
D684,182 S *	6/2013	Phelan	D14/489
D684,184 S *	6/2013	Tanghe et al.	D14/489
2011/0173554 A1 *	7/2011	Niles et al.	715/769

* cited by examiner

Primary Examiner — Melanie H Tung

(74) *Attorney, Agent, or Firm* — Banner & Witcoff, Ltd.

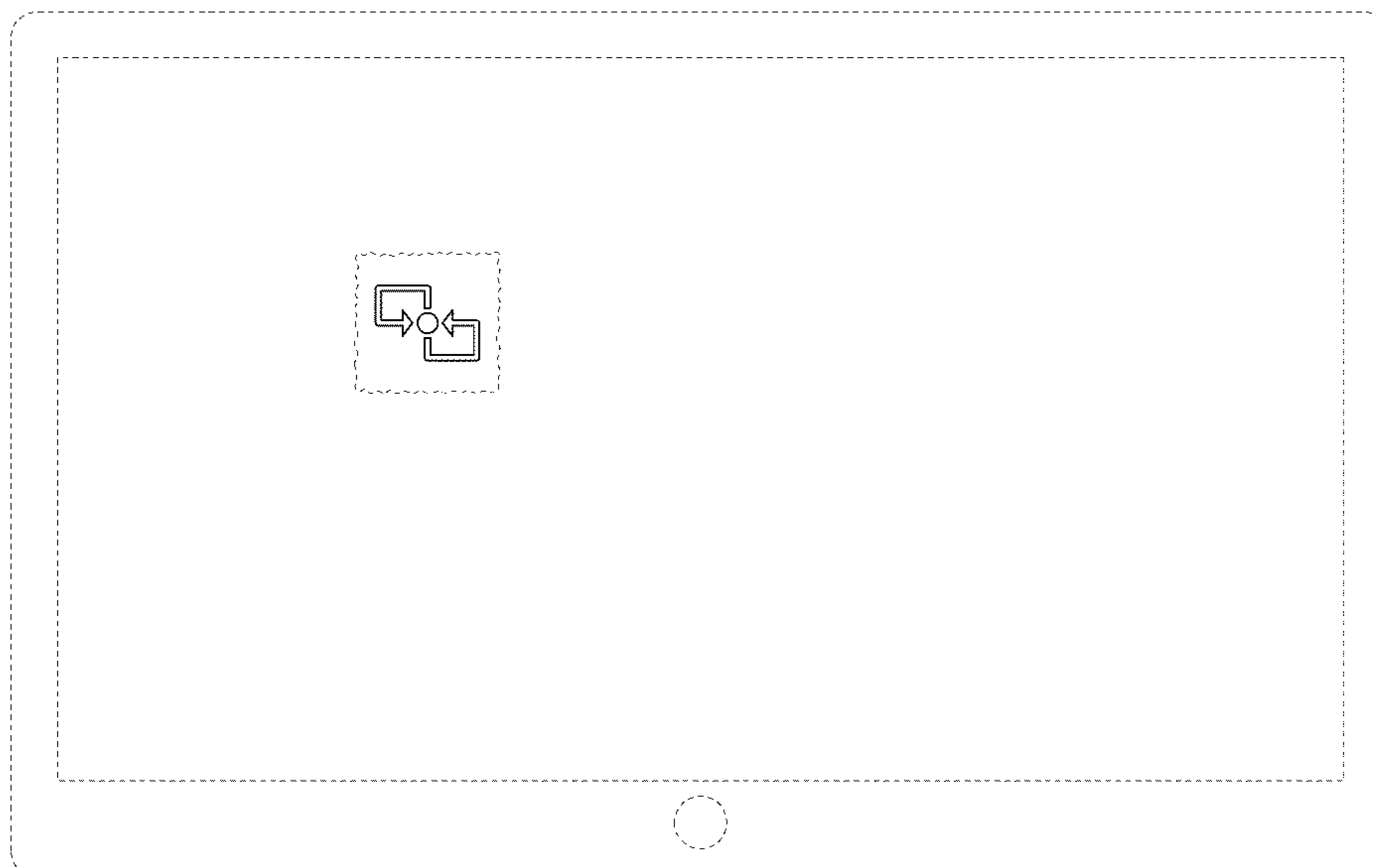
(57) **CLAIM**

The ornamental design for a display screen with icon and computing device with surface ornamentation, as shown and described.

DESCRIPTION

FIG. 1 is a front view of a display screen with icon showing the new design;
FIG. 2 is an enlarged view of the icon shown in FIG. 1;
FIG. 3 is a front view of a computing device with surface ornamentation showing the new design; and,
FIG. 4 is an enlarged view of the surface ornamentation shown in FIG. 3.
The broken line showing of a display screen and computing device in FIGS. 1 and 3, and the graphic element in FIGS. 2 and 4 forms no part of the claimed design.

1 Claim, 4 Drawing Sheets






FIG. 1




FIG. 2




FIG. 3




FIG. 4