



US00D697513S

(12) **United States Design Patent**
Morooka et al.

(10) **Patent No.:** **US D697,513 S**
(45) **Date of Patent:** **** Jan. 14, 2014**

(54) **ARITHMETIC AND CONTROL UNIT**

(71) Applicant: **Fujitsu Limited**, Kawasaki (JP)

(72) Inventors: **Hisao Morooka**, Kawasaki (JP);
Hiroyuki Fujita, Tokyo (JP); **Nobuharu Tsusaka**, Kawasaki (JP); **Eiji Nagao**, Ichikawa (JP); **Mark Friesen**, Tokyo (JP); **Toni Koberling**, München (DE)

(73) Assignee: **Fujitsu Limited**, Kawasaki (JP)

(**) Term: **14 Years**

(21) Appl. No.: **29/453,912**

(22) Filed: **May 3, 2013**

(30) **Foreign Application Priority Data**

Nov. 6, 2012 (JP) 2012-026975

(51) **LOC (10) Cl.** **14-02**

(52) **U.S. Cl.**
USPC **D14/441; D13/184**

(58) **Field of Classification Search**
USPC D13/184, 199; D14/300, 301, 302, 308,
D14/314, 348, 349, 350, 351, 352, 353, 354,
D14/355, 356, 357, 358, 359, 432, 439,
D14/441-446; 312/223.1, 223.2, 223.3;
360/99.01-99.12; 361/724, 600,
361/679.31-679.39; 369/34.01, 36.01
See application file for complete search history.

(56) **References Cited**

U.S. PATENT DOCUMENTS

4,087,854	A *	5/1978	Kinoshita et al.	712/32
4,466,055	A *	8/1984	Kinoshita et al.	710/305
4,616,331	A *	10/1986	Kinoshita et al.	712/32
D325,569	S *	4/1992	Buchanan et al.	D13/184
D338,469	S *	8/1993	Alden et al.	D14/140.3
D348,469	S *	7/1994	Johnson et al.	D14/240
D377,785	S *	2/1997	Rybarczyk et al.	D14/308

D390,835	S *	2/1998	Mayfield, III	D13/184
D394,253	S *	5/1998	Dingman et al.	D14/441
D394,430	S *	5/1998	Dingman et al.	D14/441
D401,913	S *	12/1998	Beck et al.	D13/184
D427,454	S *	7/2000	Munch et al.	D6/448
D432,098	S *	10/2000	Nelson et al.	D13/184
D449,279	S *	10/2001	Takach et al.	D13/152
D454,881	S *	3/2002	Daniels et al.	D14/446
D469,430	S *	1/2003	Sue et al.	D14/349
D476,992	S *	7/2003	Chien et al.	D14/444
D479,241	S *	9/2003	Witte	D14/441
D496,340	S *	9/2004	Zoeller et al.	D13/184
D517,074	S *	3/2006	Kubota	D14/441
D517,547	S *	3/2006	Kubota	D14/349
D555,654	S *	11/2007	Chen	D14/441
D565,575	S *	4/2008	Daniels et al.	D14/441
D572,672	S *	7/2008	Adducci et al.	D13/184
D584,252	S *	1/2009	Lewis et al.	D13/184
D588,081	S *	3/2009	Lewis et al.	D13/184
D617,800	S *	6/2010	Kuehn et al.	D14/441
D650,785	S *	12/2011	Terwilliger et al.	D14/441

* cited by examiner

Primary Examiner — Elizabeth J Oswecki

(74) *Attorney, Agent, or Firm* — Staas & Halsey LLP

(57) **CLAIM**

The ornamental design for an arithmetic and control unit, as shown and described.

DESCRIPTION

FIG. 1 is a front, top, right side perspective view of an arithmetic and control unit showing our new design;
FIG. 2 is a front view thereof;
FIG. 3 is a rear view thereof;
FIG. 4 is a left side view thereof;
FIG. 5 is a right side view thereof;
FIG. 6 is a top view thereof; and,
FIG. 7 is a bottom view thereof.

The broken lines shown are included for the purpose of illustrating the unclaimed portions of an arithmetic and control unit and form no part of the claimed design.

1 Claim, 7 Drawing Sheets

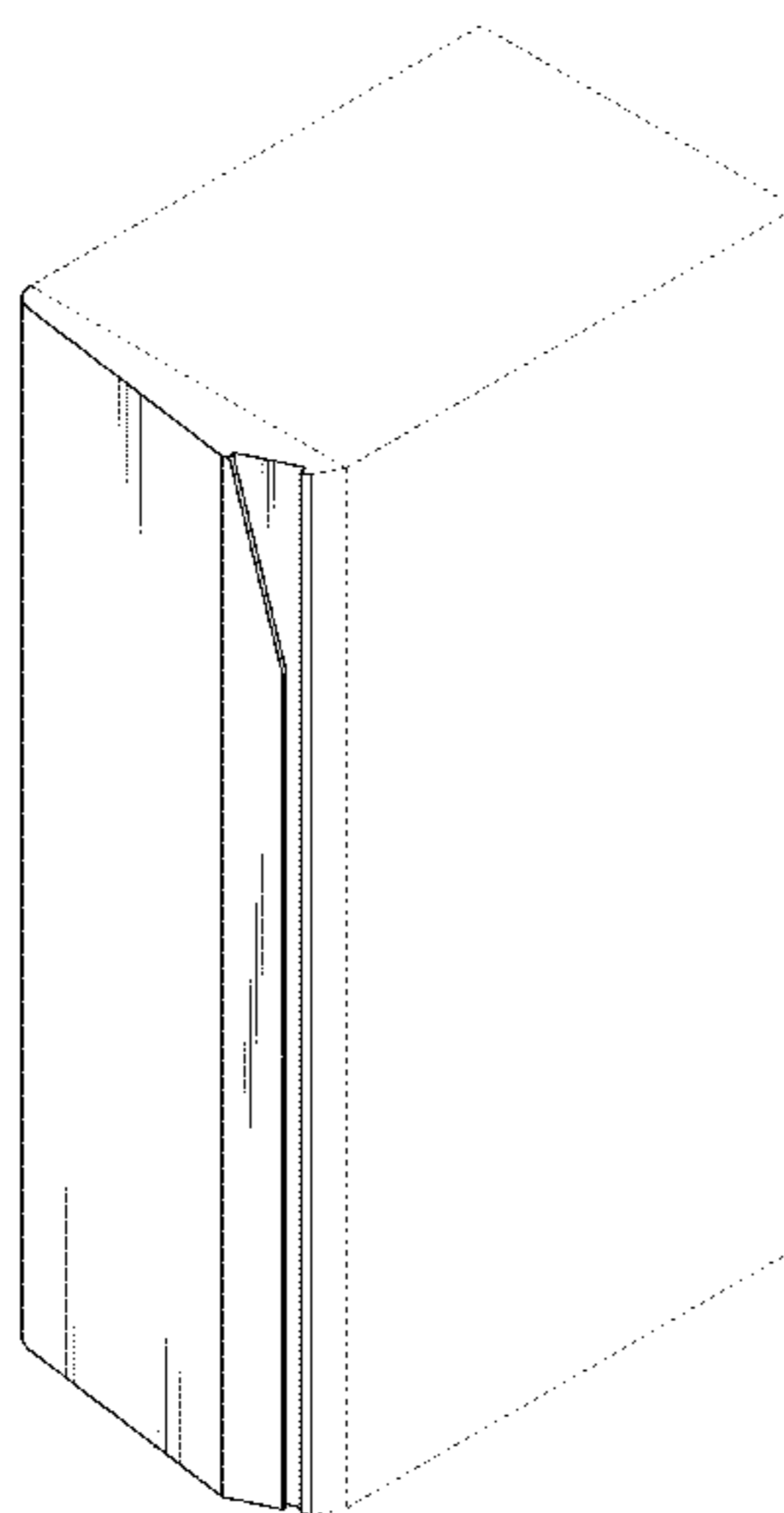


Fig. 1

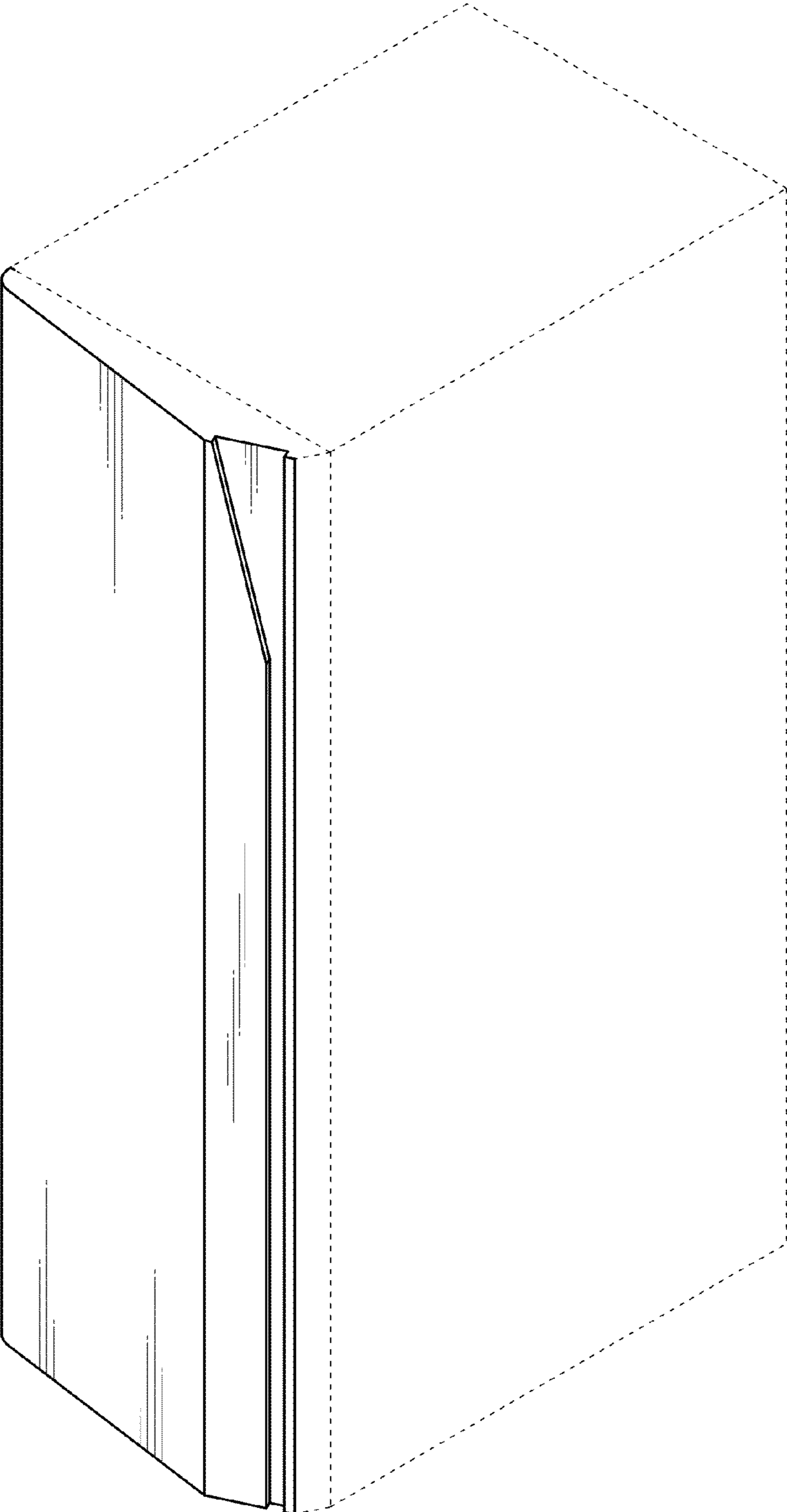


Fig. 2




Fig. 3



Fig. 4




Fig. 5




Fig. 6




Fig. 7

