



US00D697507S

(12) **United States Design Patent**
Yu et al.

(10) **Patent No.:** **US D697,507 S**
(45) **Date of Patent:** **** Jan. 14, 2014**

- (54) **PORTABLE ELECTRONIC DEVICE**
- (75) Inventors: **Long Yu**, Shenzhen (CN); **Fang-Quan Li**, Shenzhen (CN)
- (73) Assignee: **Hon Hai Precision Industry Co., Ltd.**, New Taipei (TW)
- (**) Term: **14 Years**
- (21) Appl. No.: **29/424,506**
- (22) Filed: **Jun. 13, 2012**
- (51) **LOC (10) Cl.** **14-02**
- (52) **U.S. Cl.**
USPC **D14/341**
- (58) **Field of Classification Search**
USPC D14/341–347, 137, 138 AA, 138 R, D14/138 C, 138 G, 496, 203.1, 203.3, 203.7, D14/426, 129, 130, 420, 147, 218, 247–248, D14/389, 388, 315–318; D10/65, 104.1; D18/6–7; D21/324, 329, 330; 455/556.1, 556.2, 566, 575.1, 90.3; 379/433.04, 433.01, 433.06, 916; 345/173, 901, 905; 361/679.26, 361/679.27, 679.3, 679.55, 679.56, 361/680–686; 248/917–924; 348/373, 376; D19/60

See application file for complete search history.

(56) **References Cited**

U.S. PATENT DOCUMENTS

4,611,995	A *	9/1986	Sado	434/157
D371,387	S *	7/1996	Woock	D19/20
D416,001	S *	11/1999	Tal et al.	D14/347
D423,468	S *	4/2000	Jenkins	D14/342
D441,735	S *	5/2001	Katayama	D14/203.7
D449,283	S *	10/2001	Sipher et al.	D14/343
D450,054	S *	11/2001	Dworkin	D14/443
D464,961	S *	10/2002	Sogabe	D14/346
D479,234	S *	9/2003	Tanaka et al.	D14/346

D479,235	S *	9/2003	Tanaka et al.	D14/346
D482,360	S *	11/2003	Chahal et al.	D14/346
D503,171	S *	3/2005	Park et al.	D14/346
D557,236	S *	12/2007	Hideki et al.	D14/138 AD
D562,316	S *	2/2008	Dave	D14/346
D595,339	S *	6/2009	Oas	D18/7
D616,856	S *	6/2010	Song et al.	D14/138 AD
D620,003	S *	7/2010	Chiang et al.	D14/341
D623,183	S *	9/2010	Hong et al.	D14/341
D634,317	S *	3/2011	Buckle et al.	D14/341
D635,113	S *	3/2011	Park et al.	D14/138 G
D637,597	S *	5/2011	Seong	D14/346
D646,251	S *	10/2011	Park et al.	D14/138 G
D650,766	S *	12/2011	Hong	D14/138 G
D665,766	S *	8/2012	Eguchi	D14/138 G
8,254,870	B2 *	8/2012	Lin	455/347
D681,056	S *	4/2013	Akana et al.	D14/496
D687,407	S *	8/2013	Kim	D14/138 G
D688,643	S *	8/2013	Park	D14/138 G
2002/0077161	A1 *	6/2002	Eromaki	455/575
2006/0093133	A1 *	5/2006	Park et al.	379/433.12

* cited by examiner

Primary Examiner — Barbara Fox
(74) *Attorney, Agent, or Firm* — Altis Law Group, Inc.

(57) **CLAIM**

The ornamental design for a portable electronic device, as shown and described.

DESCRIPTION

FIG. 1 is a perspective view of a portable electronic device, showing our new design.

FIG. 2 is a front elevational view of FIG. 1.

FIG. 3 is a rear elevational view of FIG. 1.

FIG. 4 is a left-side elevational view of FIG. 1.

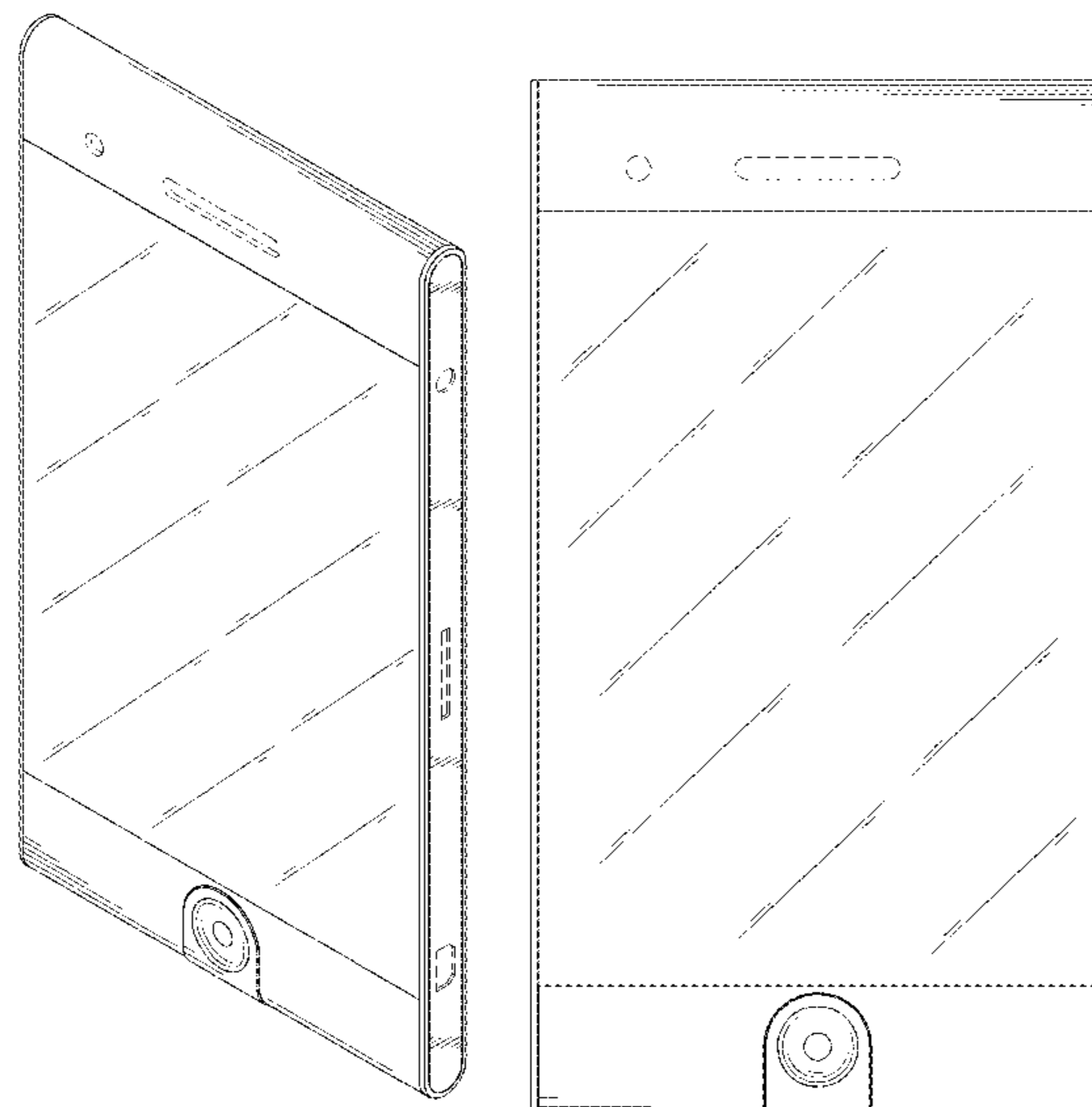
FIG. 5 is a right-side elevational view of FIG. 1.

FIG. 6 is a top plan view of FIG. 1; and,

FIG. 7 is a bottom plan view of FIG. 1.

The broken lines shown in the drawings represent portions of the portable electronic device which form no part of the claimed design.

1 Claim, 7 Drawing Sheets



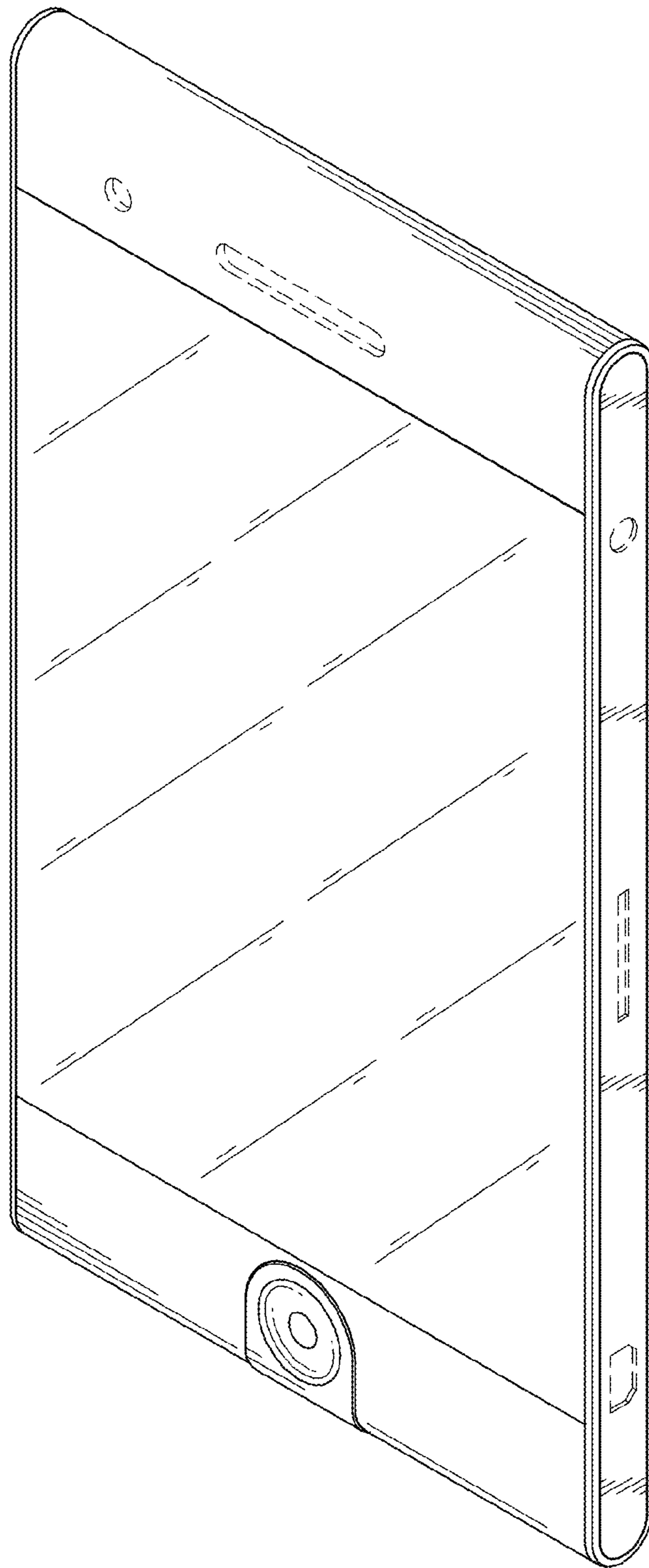


FIG. 1




FIG. 2




FIG. 3



FIG. 4




FIG. 5



FIG. 6



FIG. 7