

US00D697503S

(12) **United States Design Patent**
Melanson et al.

(10) **Patent No.:** **US D697,503 S**
(45) **Date of Patent:** **** Jan. 14, 2014**

(54) **CASE FOR ELECTRONIC DEVICE**

(71) Applicants: **Christopher Melanson**, Fort Collins, CO (US); **Dustin Rodriguez**, Fort Collins, CO (US); **Patrick Nelson**, Fort Collins, CO (US)

(72) Inventors: **Christopher Melanson**, Fort Collins, CO (US); **Dustin Rodriguez**, Fort Collins, CO (US); **Patrick Nelson**, Fort Collins, CO (US)

(73) Assignee: **Otter Products, LLC**, Fort Collins, CO (US)

(**) Term: **14 Years**

(21) Appl. No.: **29/441,681**

(22) Filed: **Jan. 8, 2013**

(51) **LOC (10) Cl.** **14-03**

(52) **U.S. Cl.**
USPC **D14/250**

(58) **Field of Classification Search**
USPC D14/250–253, 440, 203.3–203.7, 217, D14/496, 248, 238.1, 240, 447, 341–347, D14/444; D13/103, 107–108, 119; D3/201, D3/218, 247, 269, 273, 301, 303; 248/309.1, 371, 176.3, 668; 361/679.56, 679.3, 679.25, 816; 379/426, 433.11, 455; 455/575.1, 455/575.8; 206/305, 320; 320/108, 115; 429/96; 220/4.02; 150/165

See application file for complete search history.

(56) **References Cited**

U.S. PATENT DOCUMENTS

D382,004 S * 8/1997 Bucci et al. D16/330
D435,559 S * 12/2000 Tanaka D14/444
D451,495 S * 12/2001 McGurty D14/214
D470,135 S * 2/2003 Buessler et al. D14/248

D480,728 S * 10/2003 Tanaka D14/444
D523,864 S * 6/2006 Chen et al. D14/444
D526,322 S * 8/2006 Chen et al. D14/444
D526,780 S * 8/2006 Richardson et al. D3/273
D537,071 S * 2/2007 Chen D14/215
D554,647 S * 11/2007 Chan D14/447
D590,156 S * 4/2009 de Vries-Peters D3/303
D592,201 S * 5/2009 Shi D14/248
D594,002 S * 6/2009 Kettula D14/240
D617,292 S * 6/2010 Chen et al. D14/138 AA
D617,299 S * 6/2010 Tzeng et al. D14/138 AA
D642,153 S * 7/2011 Nilsen et al. D14/138 AA
D643,828 S * 8/2011 Chen D14/138 AA
D656,929 S * 4/2012 Hsiung D14/250
D666,823 S * 9/2012 Phillips et al. D3/303
D671,933 S * 12/2012 Rodgers D14/250
D682,260 S * 5/2013 Tages et al. D14/250
D682,817 S * 5/2013 Murchison et al. D14/250
D684,150 S * 6/2013 Goradesky et al. D14/250
2012/0145843 A1 * 6/2012 Ho et al. 248/176.3

OTHER PUBLICATIONS

Case for HTC Desire X, posted Aug. 30, 2012, <URL:http://thenextweb.com/mobile/2012/08/30/htc-introduces-desire-x-new-4-inch-1ghz-dual-core-mass-market-android-smartphone/>, retrieved from internet on Aug. 25, 2013.*

* cited by examiner

Primary Examiner — Carla Jobe Wright

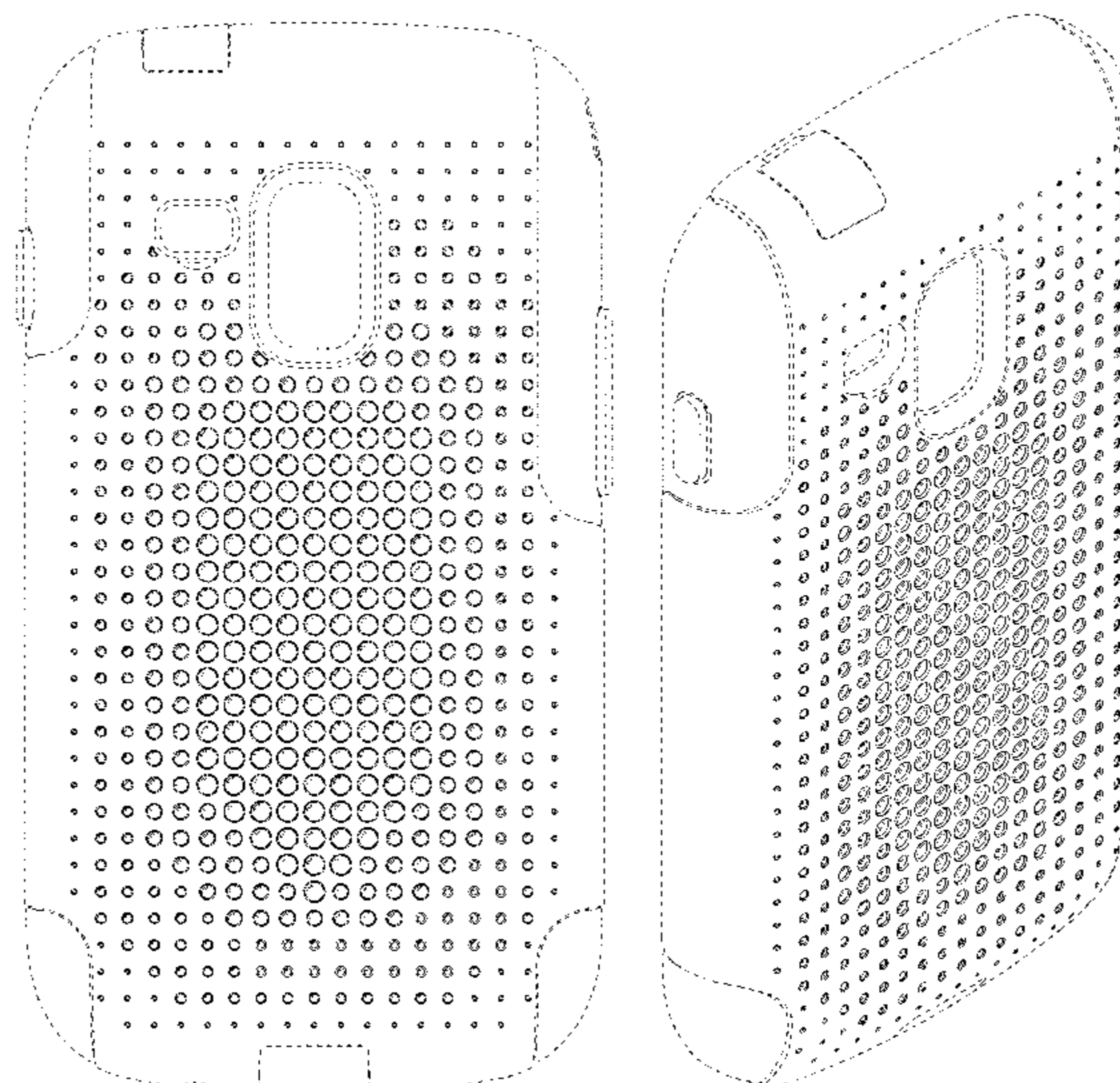
(57) **CLAIM**

The ornamental design for a case for electronic device, as shown and described.

DESCRIPTION

FIG. 1 is a first rear isometric view of a case for electronic device showing our new design; FIG. 2 is a rear view thereof; and, FIG. 3 is a second rear isometric view thereof. The broken lines depict unclaimed environment. The broken lines form no part of the claimed design.

1 Claim, 3 Drawing Sheets



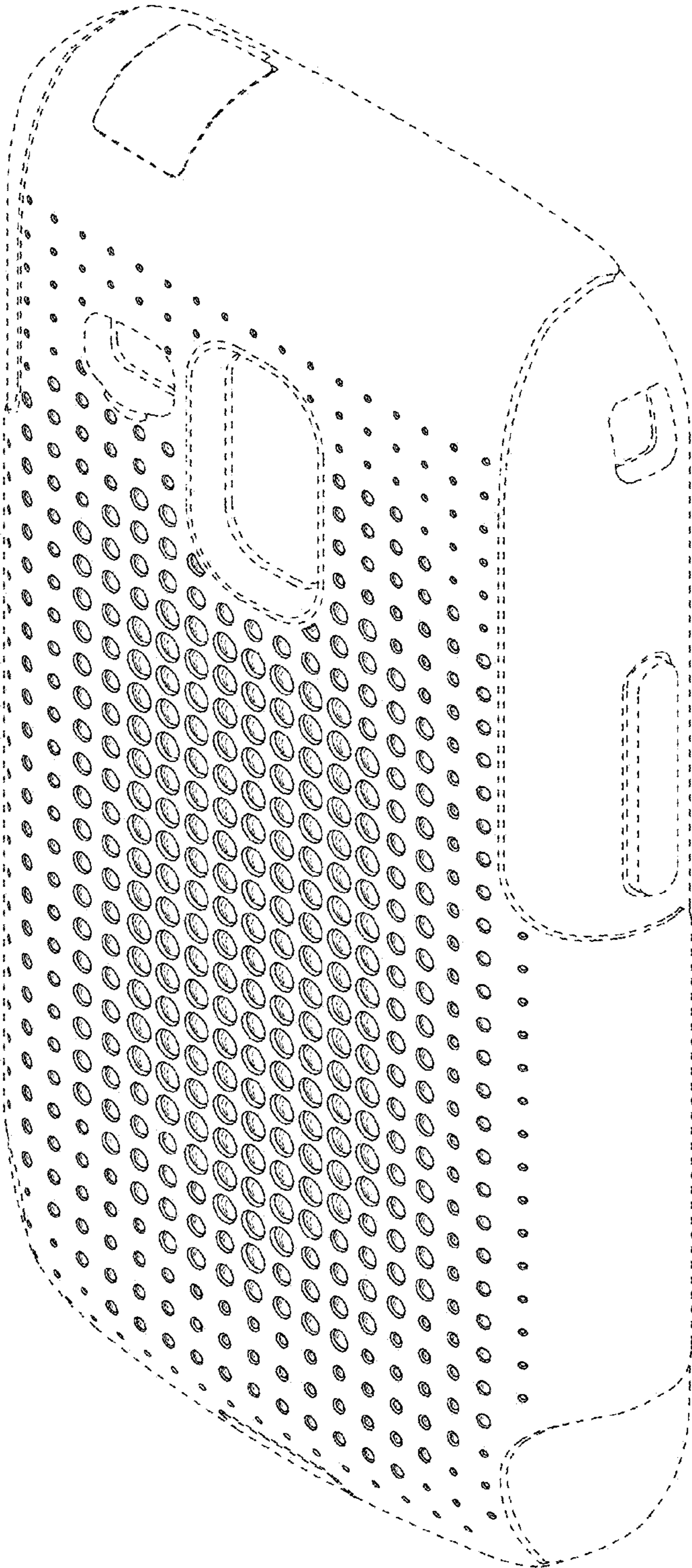


FIG. 1

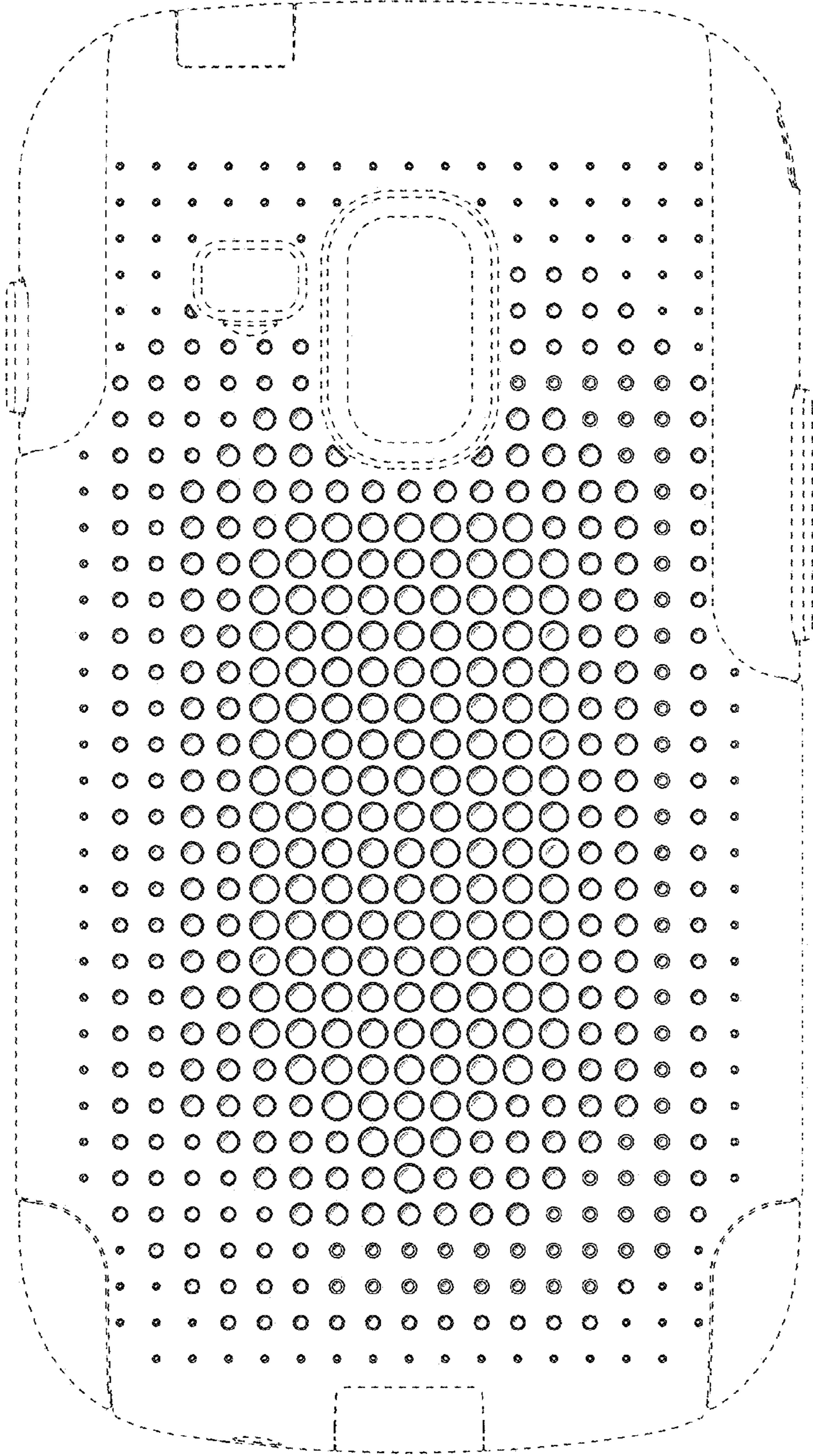


FIG. 2

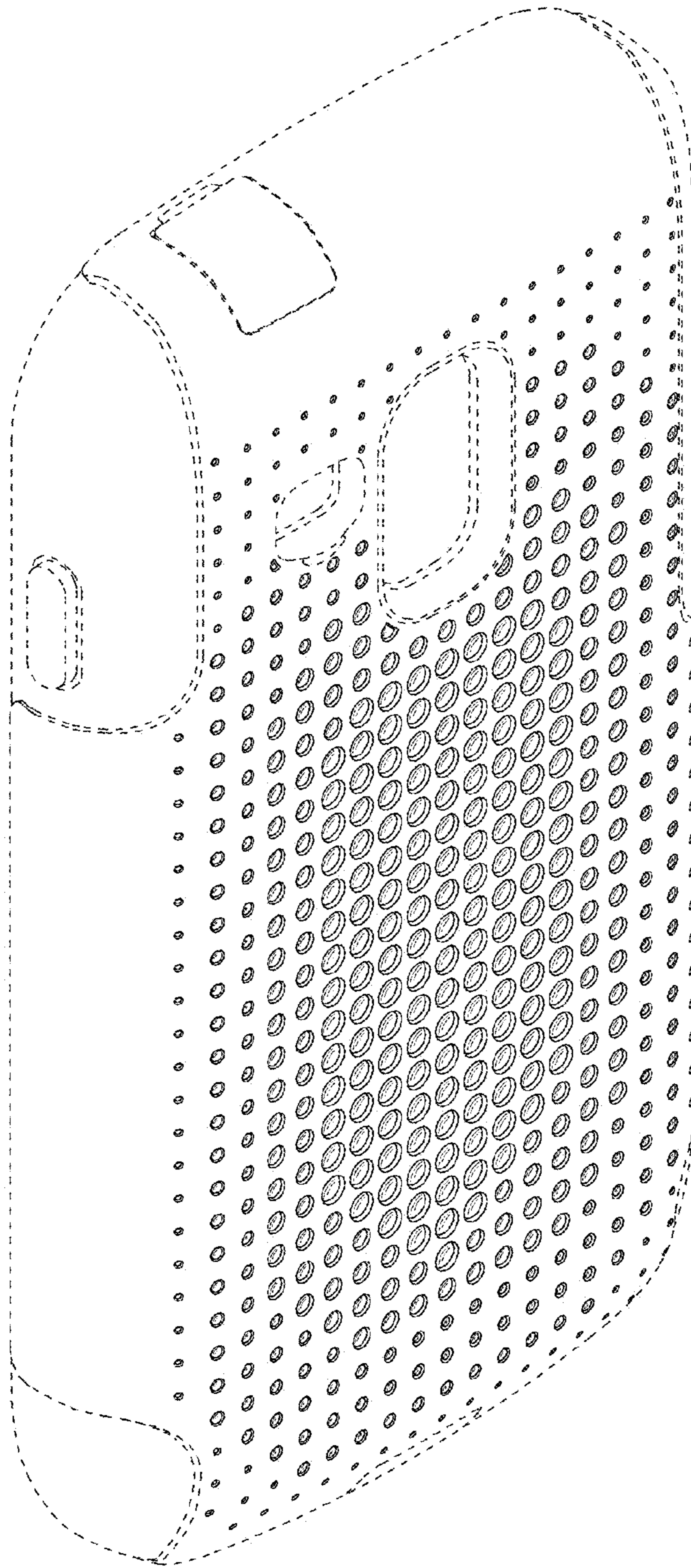


FIG. 3