



US00D697499S

(12) **United States Design Patent**
McManigal

(10) **Patent No.:** **US D697,499 S**
(45) **Date of Patent:** **** Jan. 14, 2014**

(54) **REMOTE CONTROL**

(71) Applicant: **Scott Paul McManigal**, Newport Beach, CA (US)

(72) Inventor: **Scott Paul McManigal**, Newport Beach, CA (US)

(73) Assignee: **Vizio, Inc.**, Irvine, CA (US)

(**) Term: **14 Years**

(21) Appl. No.: **29/446,836**

(22) Filed: **Feb. 27, 2013**

(51) **LOC (10) Cl.** **14-03**

(52) **U.S. Cl.**
USPC **D14/218**

(58) **Field of Classification Search**
USPC D14/218, 455; D13/168; D21/566;
D10/104, 106; 345/169; 348/14.05,
348/114, 211.99, 734; 340/825.24; 341/22;
455/92, 95, 128, 151.1-151.4, 352,
455/355, FOR. 121; 700/65

See application file for complete search history.

(56) **References Cited**

U.S. PATENT DOCUMENTS

D528,992 S *	9/2006	Hobart et al.	D13/168
D546,837 S *	7/2007	Yeo	D14/496
D556,210 S *	11/2007	Choi et al.	D14/496
D566,053 S *	4/2008	Derocher et al.	D13/174
D573,577 S *	7/2008	Huang	D14/155

D573,957 S *	7/2008	Ledbetter et al.	D13/168
D577,011 S *	9/2008	Huang et al.	D14/247
D577,715 S *	9/2008	Lim et al.	D14/240
D581,406 S *	11/2008	Stillerman	D14/247
D596,623 S *	7/2009	Laine	D14/218
D614,171 S *	4/2010	Son et al.	D14/218
D618,666 S *	6/2010	Shin et al.	D14/218
D639,284 S *	6/2011	Price et al.	D14/247
D641,718 S *	7/2011	Sakai	D13/168
D641,735 S *	7/2011	Santa Maria et al.	D14/218
D650,365 S *	12/2011	McManigal et al.	D14/218
D654,476 S *	2/2012	Weitgasser	D14/218
D654,477 S *	2/2012	Weitgasser	D14/218
D663,288 S *	7/2012	Aquillano et al.	D14/218
D663,289 S *	7/2012	Murchison et al.	D14/218
D664,123 S *	7/2012	Nguyen et al.	D14/218
D665,383 S *	8/2012	McManigal et al.	D14/218

* cited by examiner

Primary Examiner — John Windmuller

(74) *Attorney, Agent, or Firm* — Law Office of Scott C. Harris, Inc.

(57) **CLAIM**

I claim the ornamental design for a remote control, as shown and described.

DESCRIPTION

FIG. 1 is a top perspective view of the remote control; FIG. 2 is a front on view of the remote control; FIG. 3 shows a rear view of the remote control; FIGS. 4 and 5 show side views of the remote control; and, FIGS. 6 and 7 show top and bottom views of the remote control.

1 Claim, 5 Drawing Sheets



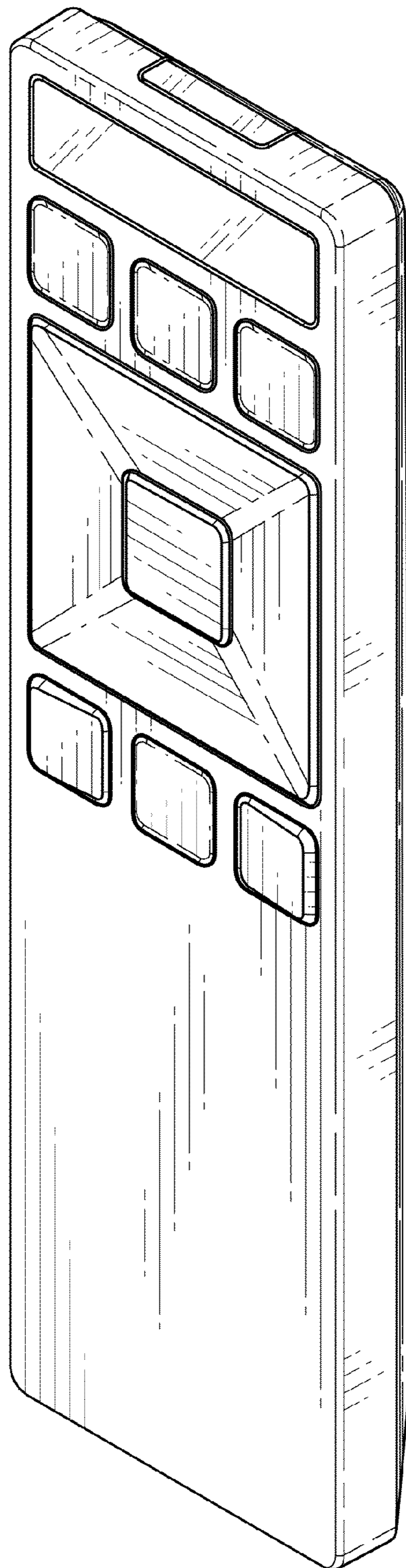


FIG. 1

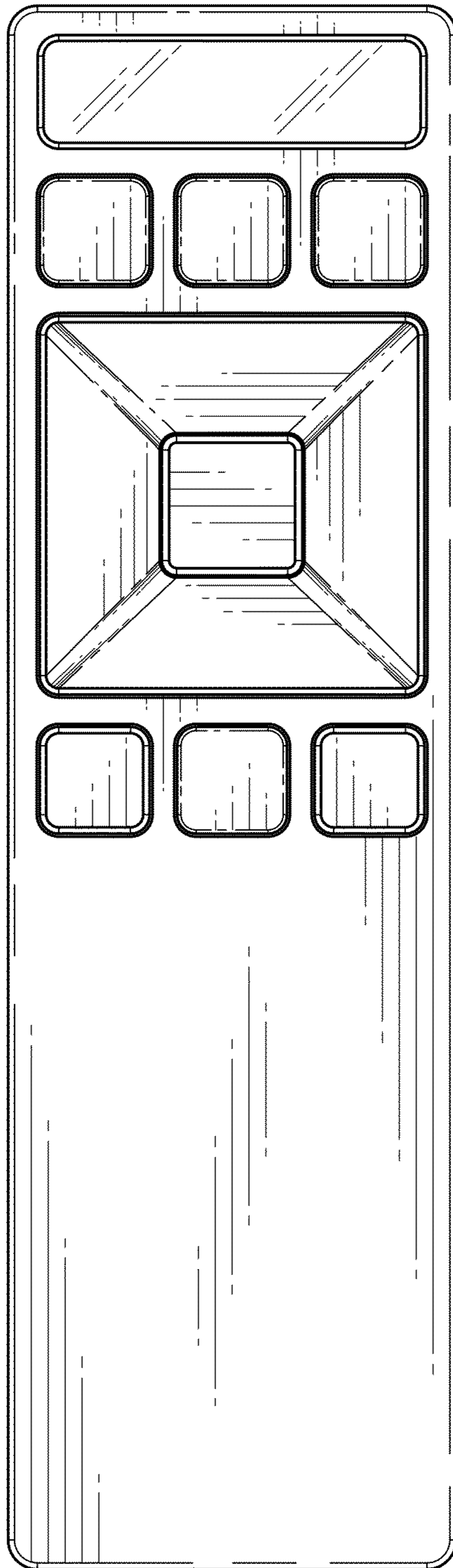


FIG. 2

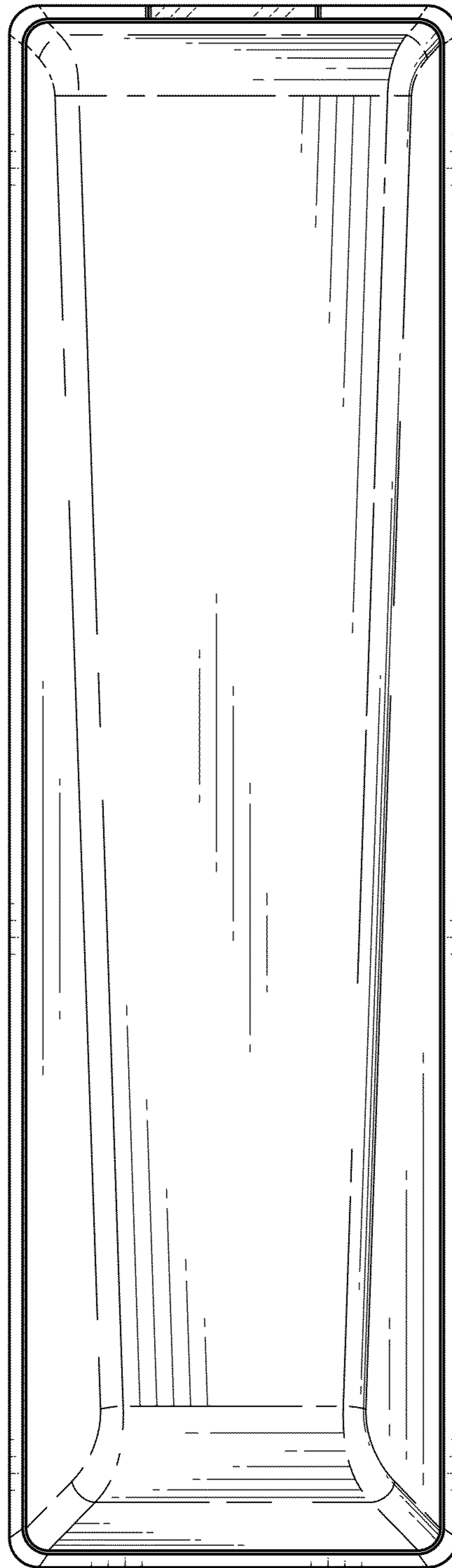


FIG. 3

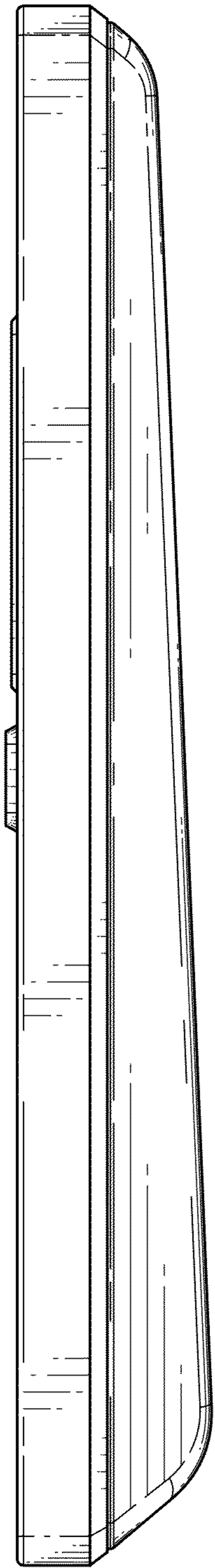


FIG. 4

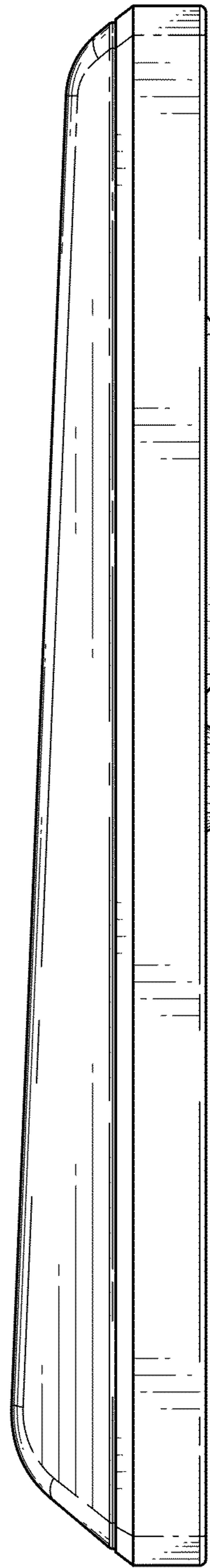


FIG. 5

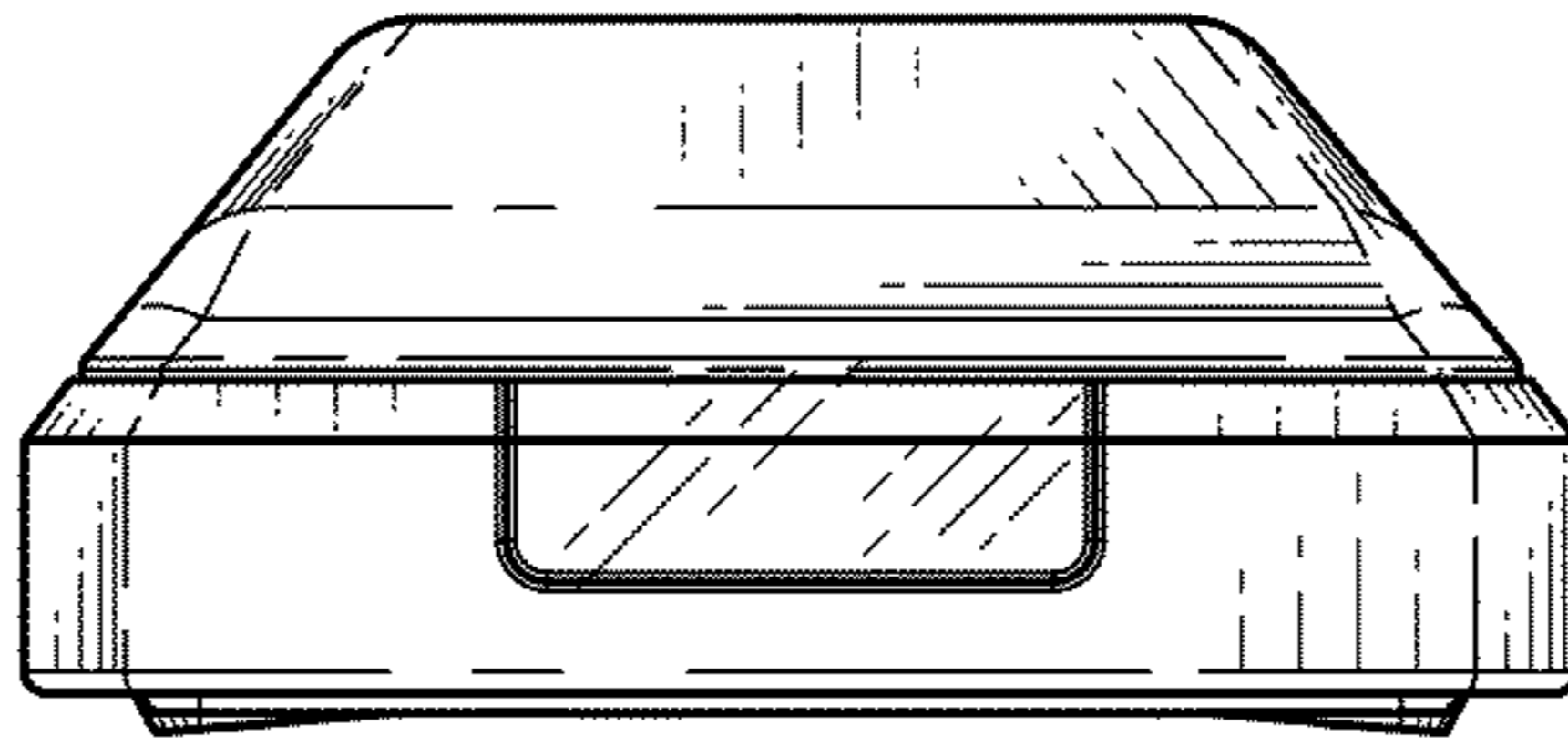


FIG. 6

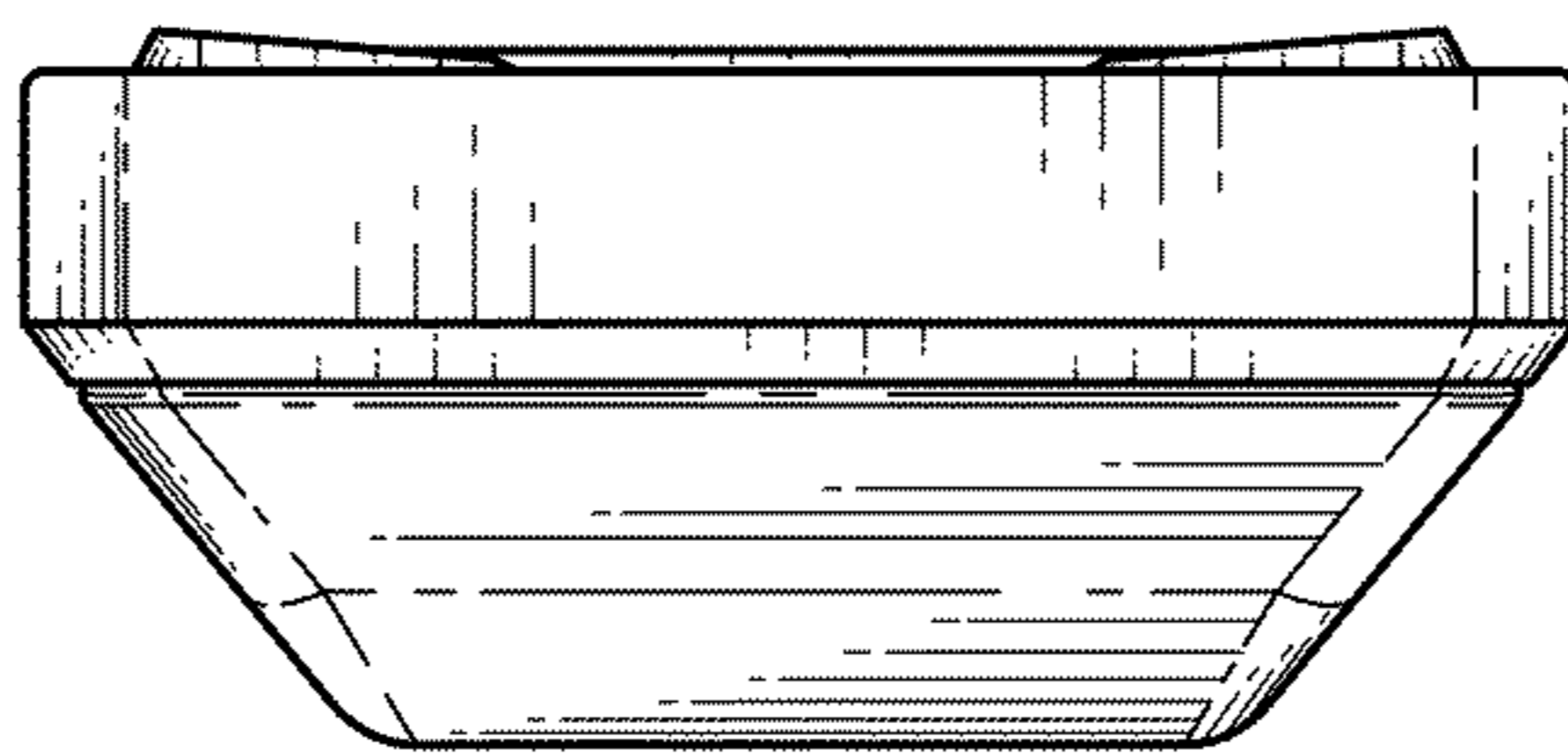


FIG. 7