

US00D697497S

(12) **United States Design Patent**
Lai

(10) **Patent No.:** **US D697,497 S**
(45) **Date of Patent:** **** Jan. 14, 2014**

(54) **REMOTE CONTROL**

(75) Inventor: **Jung-Hua Lai**, New Taipei (TW)

(73) Assignee: **King Wins Technology Co., Ltd.**, New Taipei (TW)

(**) Term: **14 Years**

(21) Appl. No.: **29/411,068**

(22) Filed: **Jan. 17, 2012**

(51) **LOC (10) Cl.** **14-03**

(52) **U.S. Cl.**
USPC **D14/218**

(58) **Field of Classification Search**
USPC D14/218, 455; D13/168; D21/566;
D10/104, 106; 345/169; 348/14.05,
348/114, 211.99, 734; 340/825.24; 341/22;
455/92, 95, 128, 151.1-151.4, 352,
455/355, FOR. 121; 700/65

See application file for complete search history.

(56) **References Cited**

U.S. PATENT DOCUMENTS

D495,674 S *	9/2004	Yoo et al.	D14/138 AB
D532,777 S *	11/2006	Yu et al.	D14/218
D568,299 S *	5/2008	Tuli	D14/218
D605,635 S *	12/2009	Edahiro et al.	D14/218
D624,552 S *	9/2010	Lee et al.	D14/480.5
D628,986 S *	12/2010	VanDuyn et al.	D14/218
D633,478 S *	3/2011	Bolton	D14/218

D639,276 S *	6/2011	Loh	D14/218
D643,842 S *	8/2011	Marshall et al.	D14/434
D647,884 S *	11/2011	Moon et al.	D14/218
D652,820 S *	1/2012	Peh	D14/218
D654,477 S *	2/2012	Weitgasser	D14/218
D663,721 S *	7/2012	McManigal et al.	D14/218
D669,885 S *	10/2012	Kim et al.	D14/218
8,289,688 B2 *	10/2012	Behar et al.	361/679.3
D671,919 S *	12/2012	Kim et al.	D14/218
D672,336 S *	12/2012	Lister et al.	D14/218
D690,692 S *	10/2013	Shin	D14/341
2010/0035668 A1 *	2/2010	Lee	455/575.4

* cited by examiner

Primary Examiner — John Windmuller

(74) *Attorney, Agent, or Firm* — Leong C. Lei

(57) **CLAIM**

The ornamental design for a remote control, as shown and described.

DESCRIPTION

FIG. 1 is a perspective view of a remote control showing my new design;

FIG. 2 is a front elevational view thereof;

FIG. 3 is a rear elevational view thereof;


FIG. 4 is a left side elevational view thereof;

FIG. 5 is a right side elevational view thereof;

FIG. 6 is a top plan view thereof; and,

FIG. 7 is a bottom plan view thereof.

1 Claim, 7 Drawing Sheets






FIG.1

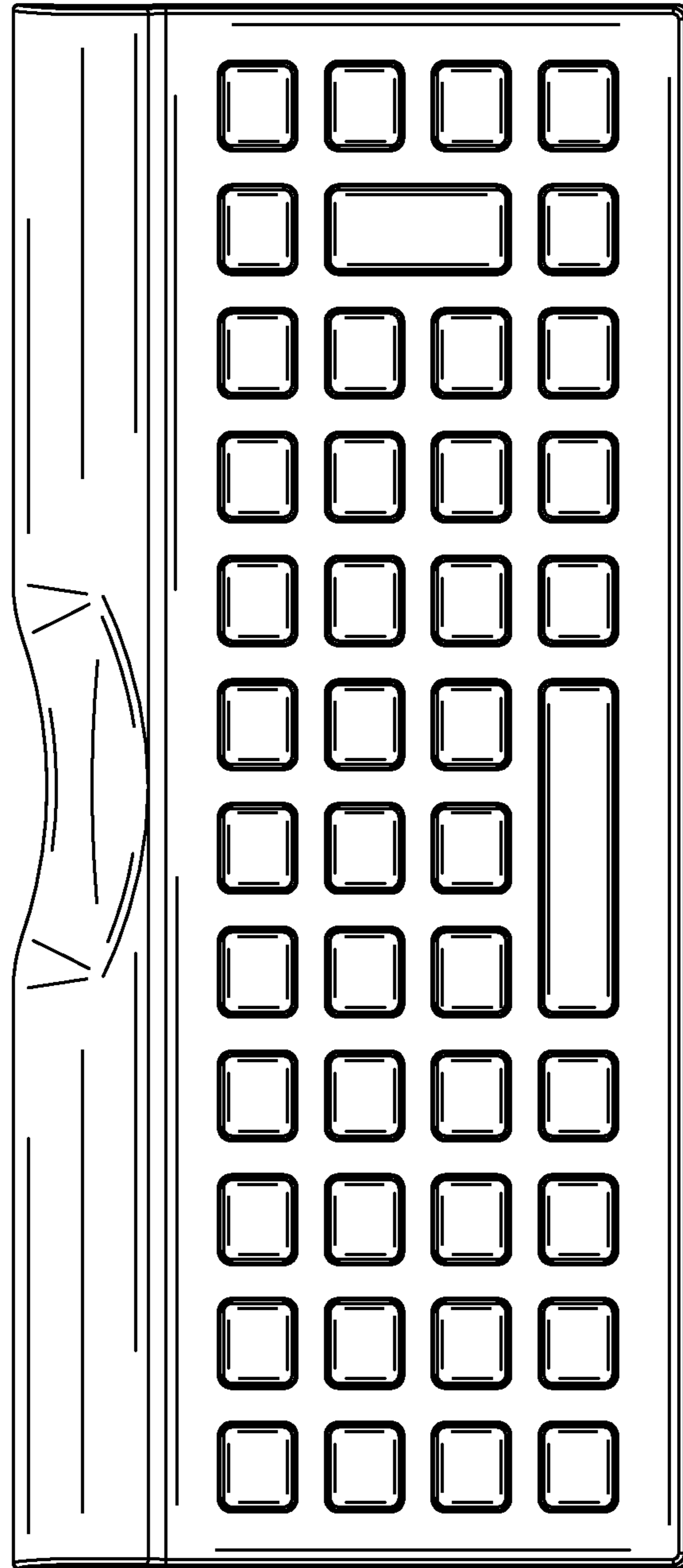


FIG.2

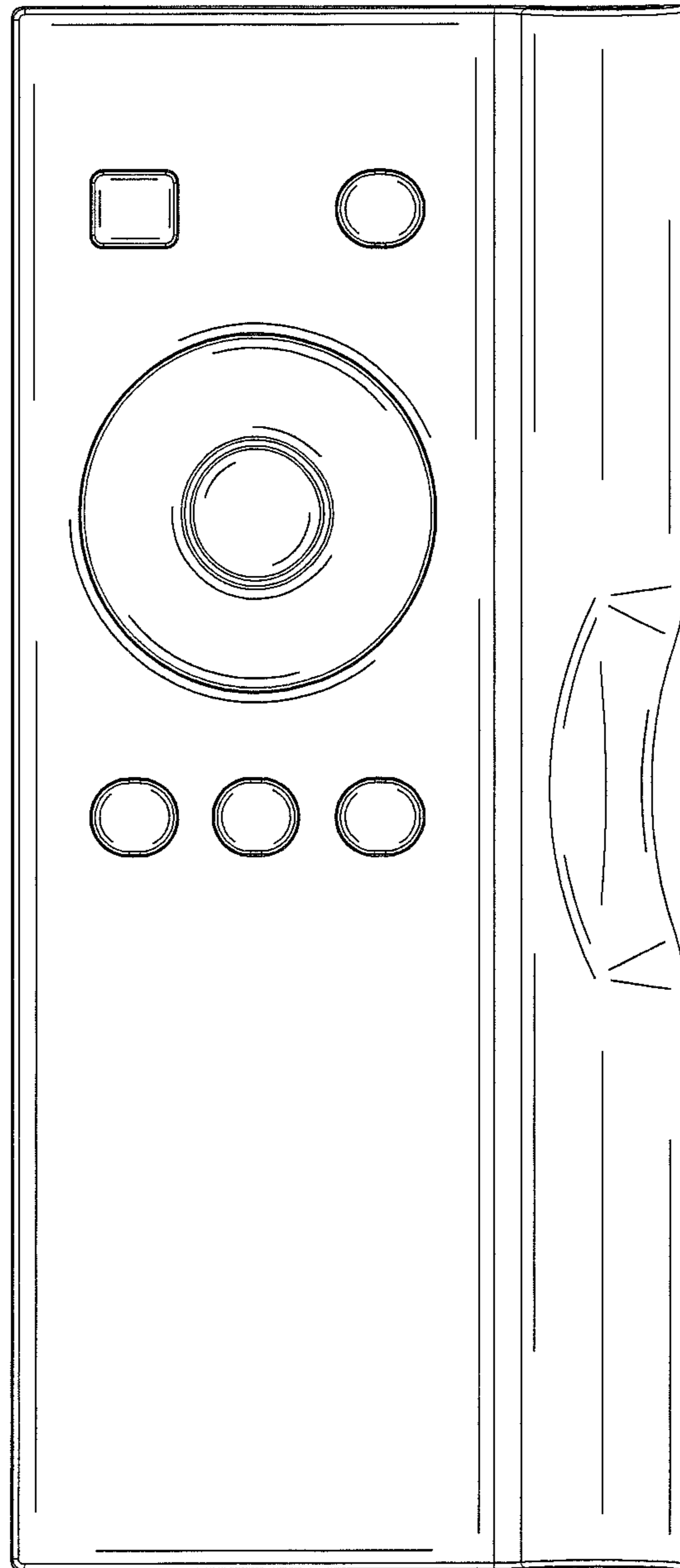


FIG.3

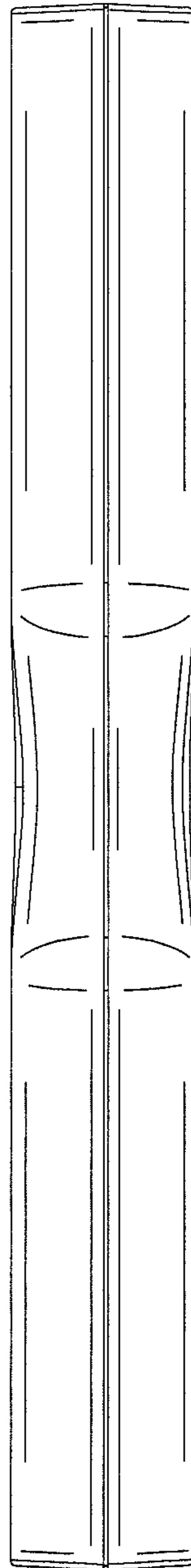


FIG.4

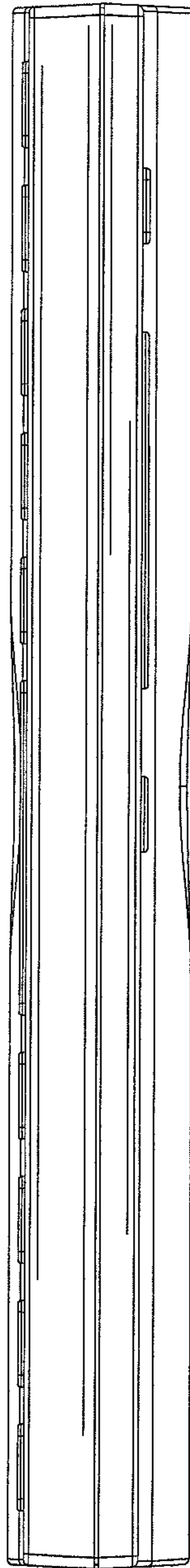


FIG.5

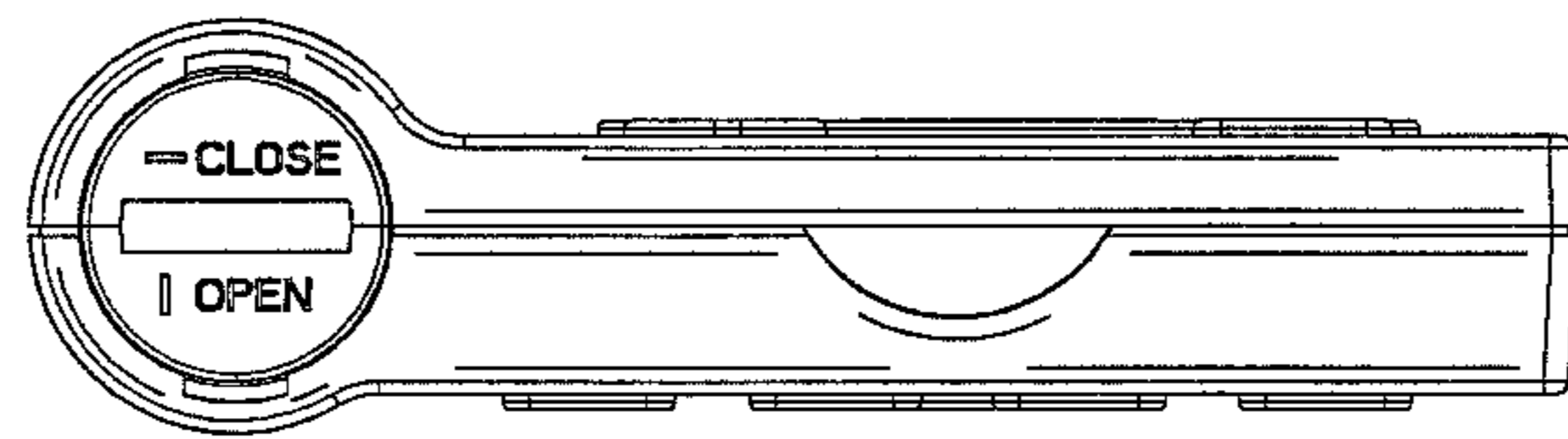


FIG.6

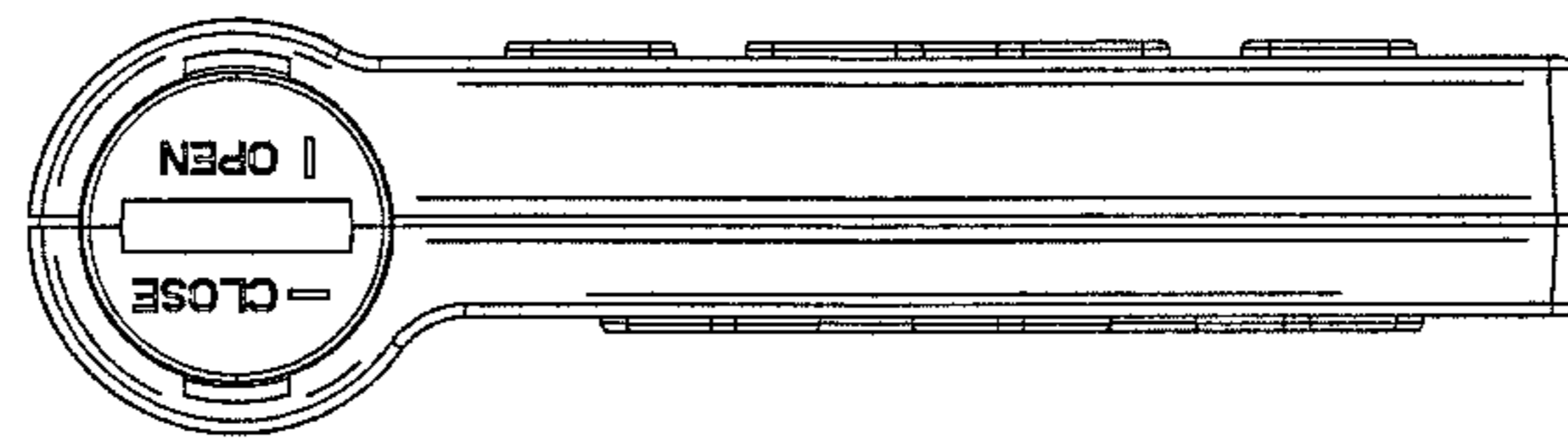


FIG.7