

US00D697496S

(12) **United States Design Patent**  
**Ashcraft et al.**

(10) **Patent No.:** **US D697,496 S**  
(45) **Date of Patent:** **\*\* Jan. 14, 2014**

(54) **PILLAR SPEAKER**

(71) Applicants: **Daniel Ashcraft**, El Segundo, CA (US);  
**Wayne Ludlum**, Fountain Valley, CA (US)

(72) Inventors: **Daniel Ashcraft**, El Segundo, CA (US);  
**Wayne Ludlum**, Fountain Valley, CA (US)

(73) Assignee: **Stelle LLC**, Newport Beach, CA (US)

(\*\*) Term: **14 Years**

(21) Appl. No.: **29/461,945**

(22) Filed: **Jul. 29, 2013**

**Related U.S. Application Data**

(62) Division of application No. 29/431,296, filed on Sep. 5, 2012, now Pat. No. Des. 687,017.

(51) **LOC (10) Cl.** ..... **14-03**

(52) **U.S. Cl.**  
USPC ..... **D14/216**

(58) **Field of Classification Search**  
USPC ..... D14/167, 172, 194–196, 204, 207,  
D14/209.1, 210–216, 221, 222; 181/143,  
181/144, 147, 148, 150, 153, 157, 198,  
181/199; 381/300–303, 306, 332, 333, 336,  
381/345, 361–364, 386–388

See application file for complete search history.

(56) **References Cited**

**U.S. PATENT DOCUMENTS**

D229,565 S \* 12/1973 Legorju ..... D14/212

D233,365 S *	10/1974	Tomioka	.....	D14/199
D354,750 S *	1/1995	Lewis	.....	D14/216
D362,441 S *	9/1995	Mark	.....	D14/216
D364,165 S *	11/1995	Esslinger	.....	D14/213
D364,871 S *	12/1995	Esslinger	.....	D14/213
D553,121 S *	10/2007	Gondo et al.	.....	D14/216
D563,391 S *	3/2008	Skurdal	.....	D14/216
D567,213 S *	4/2008	Prince	.....	D14/204
D608,760 S *	1/2010	Xie	.....	D14/188
D664,920 S *	8/2012	Huang	.....	D13/107
D675,190 S *	1/2013	Nylen	.....	D14/215

\* cited by examiner

*Primary Examiner* — Keli L Hill

(74) *Attorney, Agent, or Firm* — Jeffer Mangels Butler & Mitchell LLP

(57) **CLAIM**

The ornamental design for a pillar speaker, as shown and described.



**DESCRIPTION**

FIG. 1 is a side perspective view of the present invention. The bow-tie shaped design feature on the top of the pillar speaker is not part of the claimed design.

FIG. 2 is a front elevational view of the present invention; FIG. 3 is a right side elevational view of the present invention; FIG. 4 is a back elevational view of the present invention; FIG. 5 is a left side elevational view of the present invention; FIG. 6 is a top plan view of the present invention; and, FIG. 7 is a bottom plan view of the present invention.

The broken lines shown are included for the purpose of illustrating the unclaimed portions of the pillar speaker and form no part of the claim.

**1 Claim, 7 Drawing Sheets**







FIG. 1

FIG. 2





*FIG. 3*






FIG. 4



*FIG. 5*



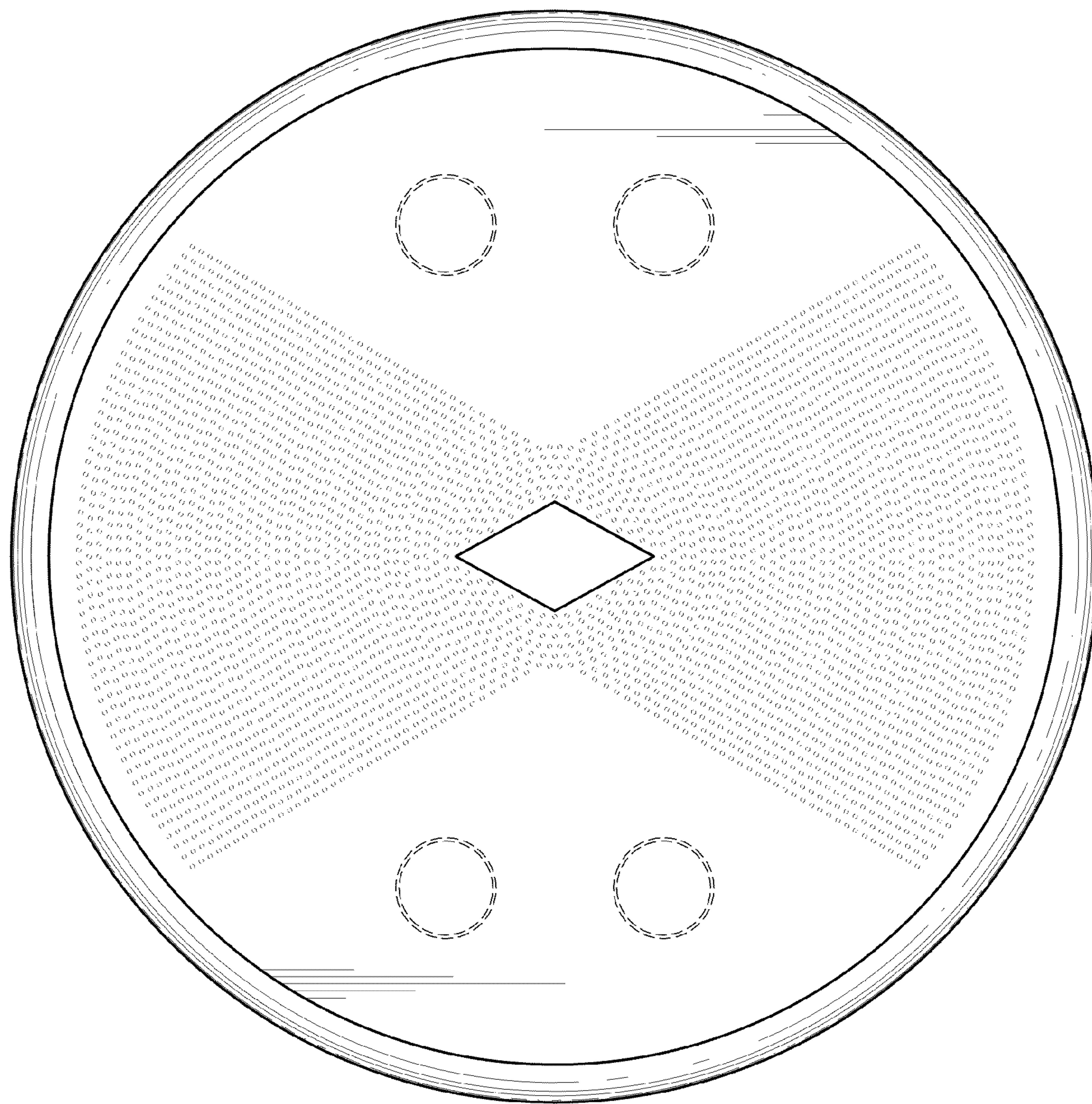



FIG. 6





*FIG. 7*