

US00D697465S

(12) **United States Design Patent**
Lu

(10) **Patent No.:** **US D697,465 S**
(45) **Date of Patent:** **** Jan. 14, 2014**

(54) **VEHICLE FLOOR MAT**

(71) Applicant: **Michael Lu**, Tainan (TW)

(72) Inventor: **Michael Lu**, Tainan (TW)

(73) Assignee: **Packy Poda Inc.**, Tainan (TW)

(**) Term: **14 Years**

(21) Appl. No.: **29/465,868**

(22) Filed: **Sep. 3, 2013**

(51) **LOC (10) Cl.** **12-16**

(52) **U.S. Cl.**
USPC **D12/203**

(58) **Field of Classification Search**
USPC D12/203; D6/582-586, 592-594;
280/163-164.1; 15/215-217;
428/138.141; 296/97.23
See application file for complete search history.

(56) **References Cited**

U.S. PATENT DOCUMENTS

- D232,536 S * 8/1974 Krusinski et al. D12/203
- D232,539 S * 8/1974 Krusinski et al. D12/203
- D432,477 S * 10/2000 Gorodetsky D12/203

- D432,965 S * 10/2000 Hussaini et al. D12/203
- D438,152 S * 2/2001 Hussaini et al. D12/203
- D450,025 S * 11/2001 Lu D12/203
- D509,781 S * 9/2005 Hussaini et al. D12/203
- D604,219 S * 11/2009 Lu D12/203
- D633,425 S * 3/2011 Lu D12/203
- D636,714 S * 4/2011 Lu D12/203

* cited by examiner

Primary Examiner — Stacia Cadmus

(74) *Attorney, Agent, or Firm* — Alan Kamrath; Kamrath IP Lawfirm, P.A.

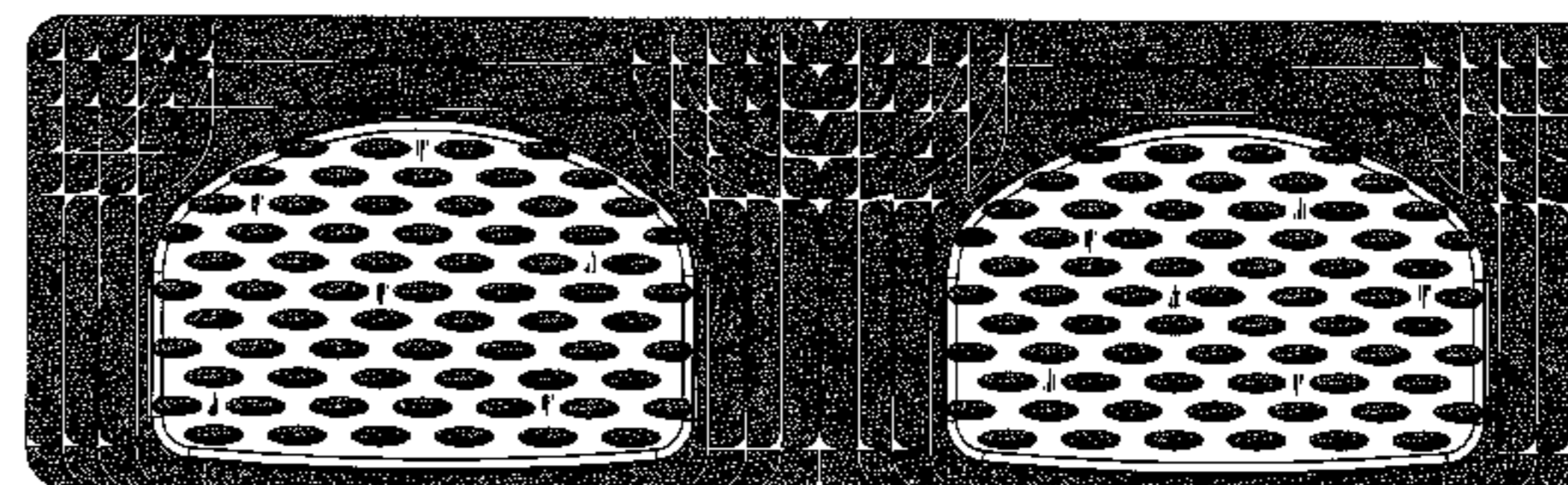

(57) **CLAIM**

The ornamental design for a vehicle floor mat, as shown and described.

DESCRIPTION

FIG. 1 is a perspective view of a vehicle floor mat showing my design;
 FIG. 2 is a front elevational view thereof;
 FIG. 3 is a rear elevational view thereof;
 FIG. 4 is a left side elevational view thereof;
 FIG. 5 is a right side elevational view thereof;
 FIG. 6 is a top plan view thereof; and,
 FIG. 7 is a bottom plan view thereof.

1 Claim, 5 Drawing Sheets



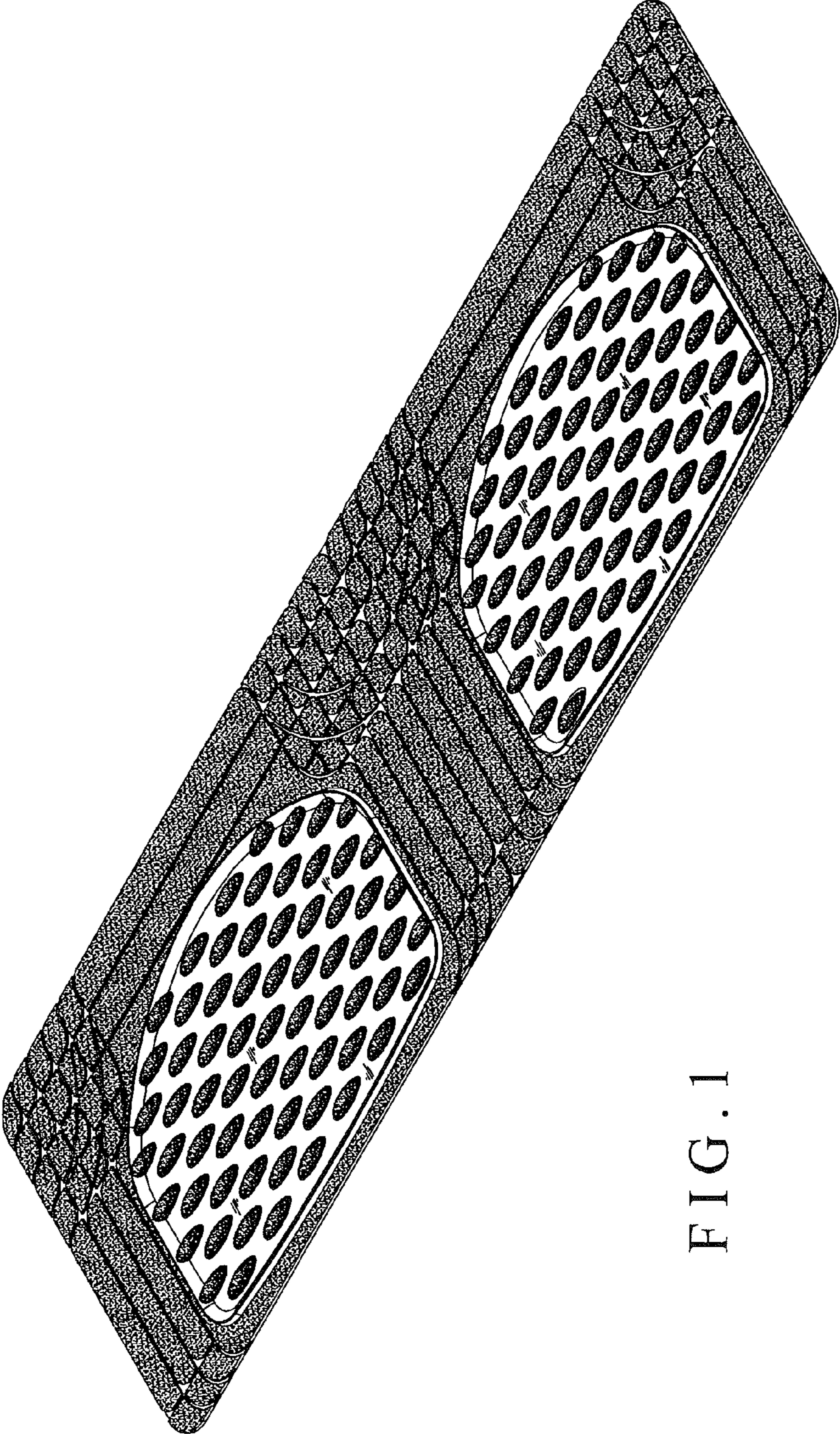


FIG. 1



FIG. 2



FIG. 3



FIG. 4



FIG. 5

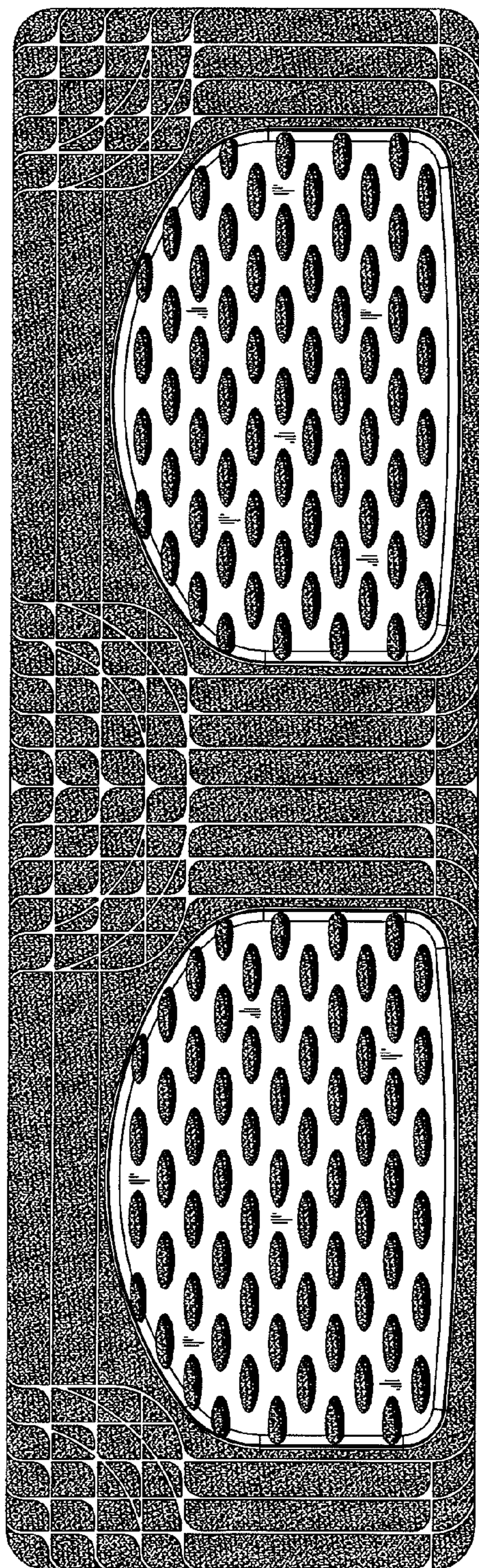


FIG. 6

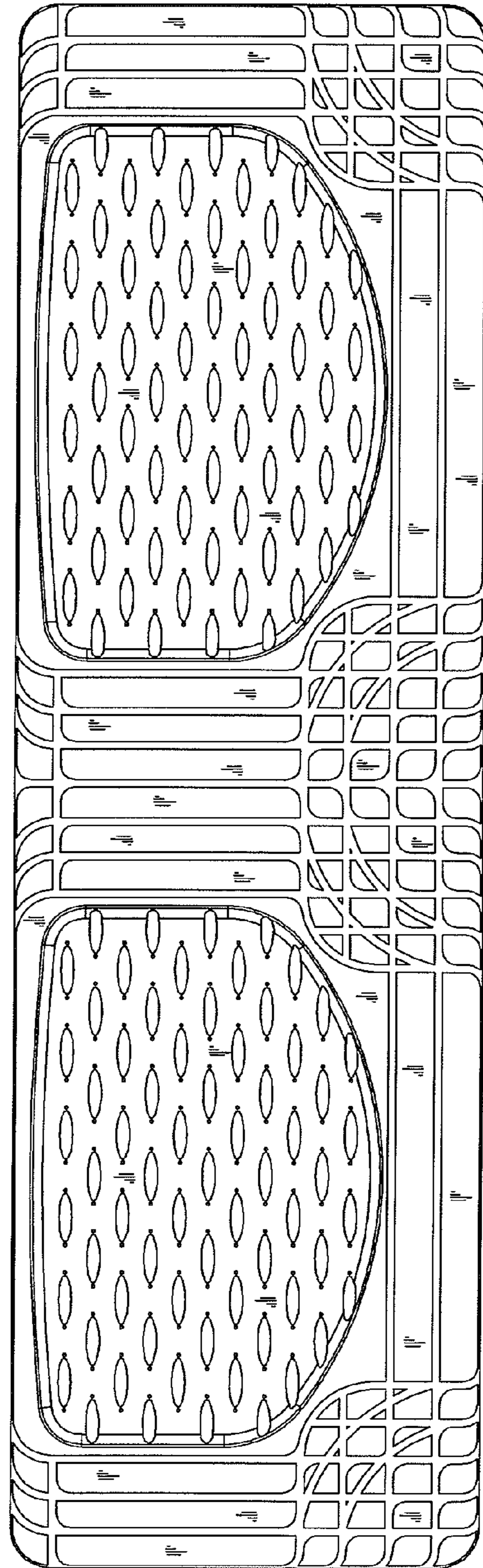


FIG. 7