



US00D697456S

(12) **United States Design Patent**
Kubota et al.

(10) **Patent No.:** **US D697,456 S**
(45) **Date of Patent:** **** Jan. 14, 2014**

(54) **AUTOMOBILE**

(75) Inventors: **Akira Kubota**, Toyota (JP); **Hideki Hayashi**, Toyota (JP)

(73) Assignee: **Toyota Jidosha Kabushiki Kaisha** (JP)

(**) Term: **14 Years**

(21) Appl. No.: **29/429,207**

(22) Filed: **Aug. 8, 2012**

(51) **LOC (10) Cl.** **12-16**

(52) **U.S. Cl.**
USPC **D12/164**

(58) **Field of Classification Search**
USPC D12/86, 90-92; D21/424, 433, 434;
296/181.1, 181.5

See application file for complete search history.

(56) **References Cited**

U.S. PATENT DOCUMENTS

D652,351 S *	1/2012	Ikuma et al.	D12/91
D654,410 S *	2/2012	Kumai et al.	D12/164
D655,650 S *	3/2012	Yokoi et al.	D12/164
D660,204 S *	5/2012	Koide et al.	D12/164
D673,888 S *	1/2013	Yamada et al.	D12/164

OTHER PUBLICATIONS

Mitsubishi, Mitsubishi Outlander SE 2006, NetCarShow.com, http://www.netcarshow.com/mitsubishi/2006-outlander_se/800x600/wallpaper_04.htm, available in 2007.

Mitsubishi, Mitsubishi Outlander SE 2008, NetCarShow.com, http://www.netcarshow.com/mitsubishi/2008-outlander_se/800x600/wallpaper_03.htm, available in 2009.

* cited by examiner

Primary Examiner — Melody Brown

(74) *Attorney, Agent, or Firm* — SAIDMAN DesignLaw Group

(57) **CLAIM**

The ornamental design for an automobile, as shown and described.

DESCRIPTION

FIG. 1 is a front perspective view of an automobile showing our new design;

FIG. 2 is a rear perspective view thereof;

FIG. 3 is a front view thereof;


FIG. 4 is a rear view thereof;

FIG. 5 is a right side view, the left side view being a mirror image thereof; and,

FIG. 6 is a top view thereof.

The claimed design is indicated by the relatively dark portions in the figures, while the relatively light portions are environmental and form no part of the claimed design.

1 Claim, 3 Drawing Sheets



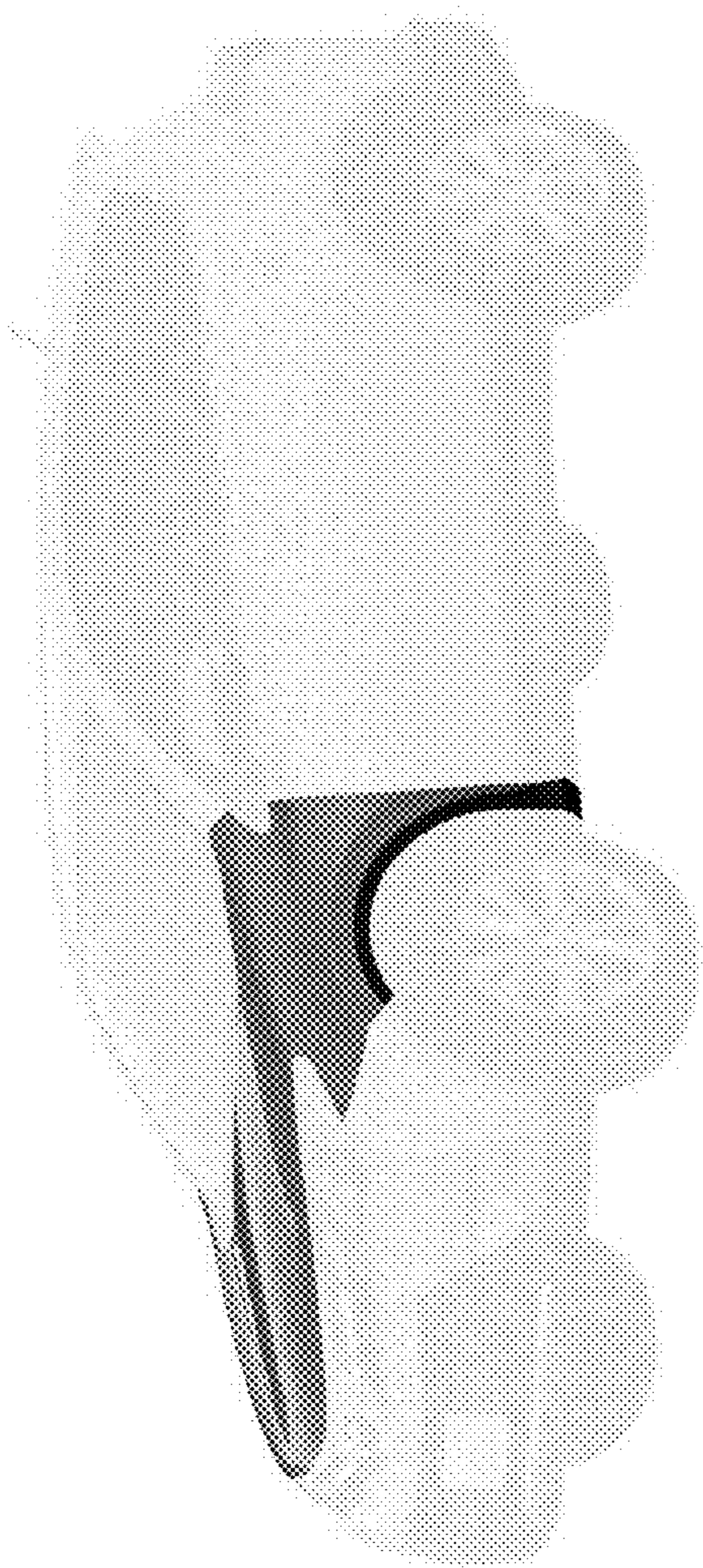


FIG. 1

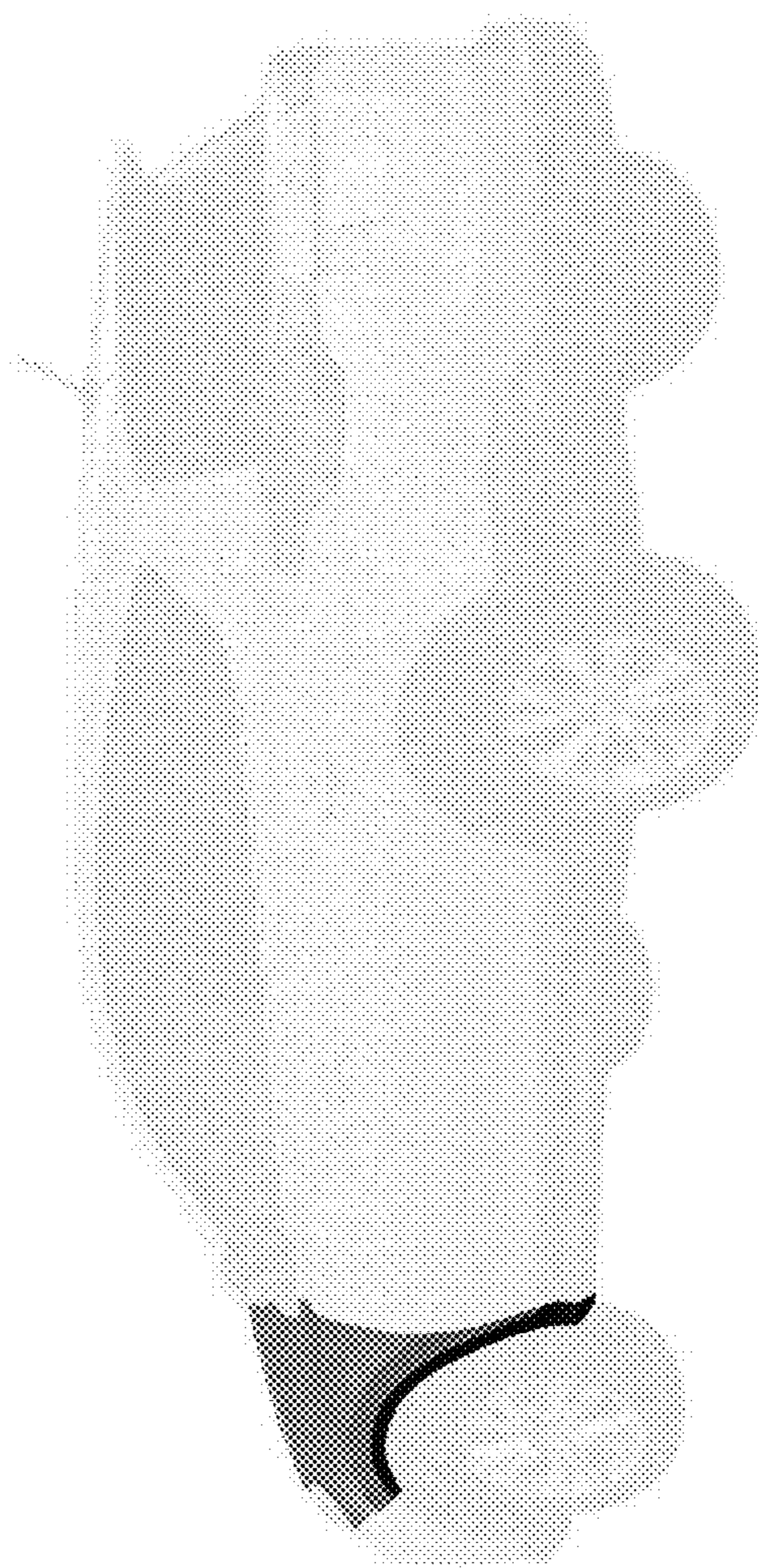


FIG. 2

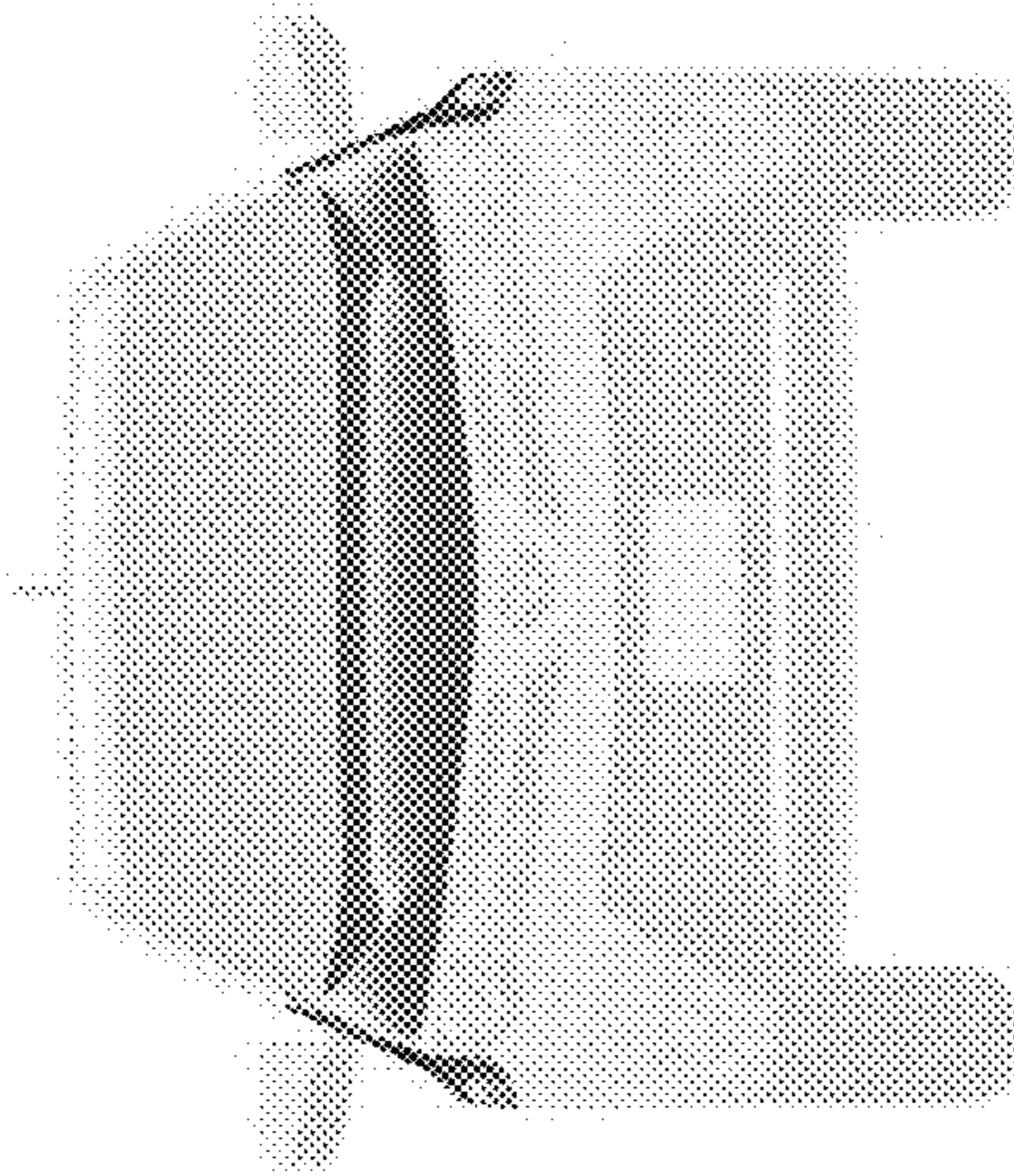


FIG. 3

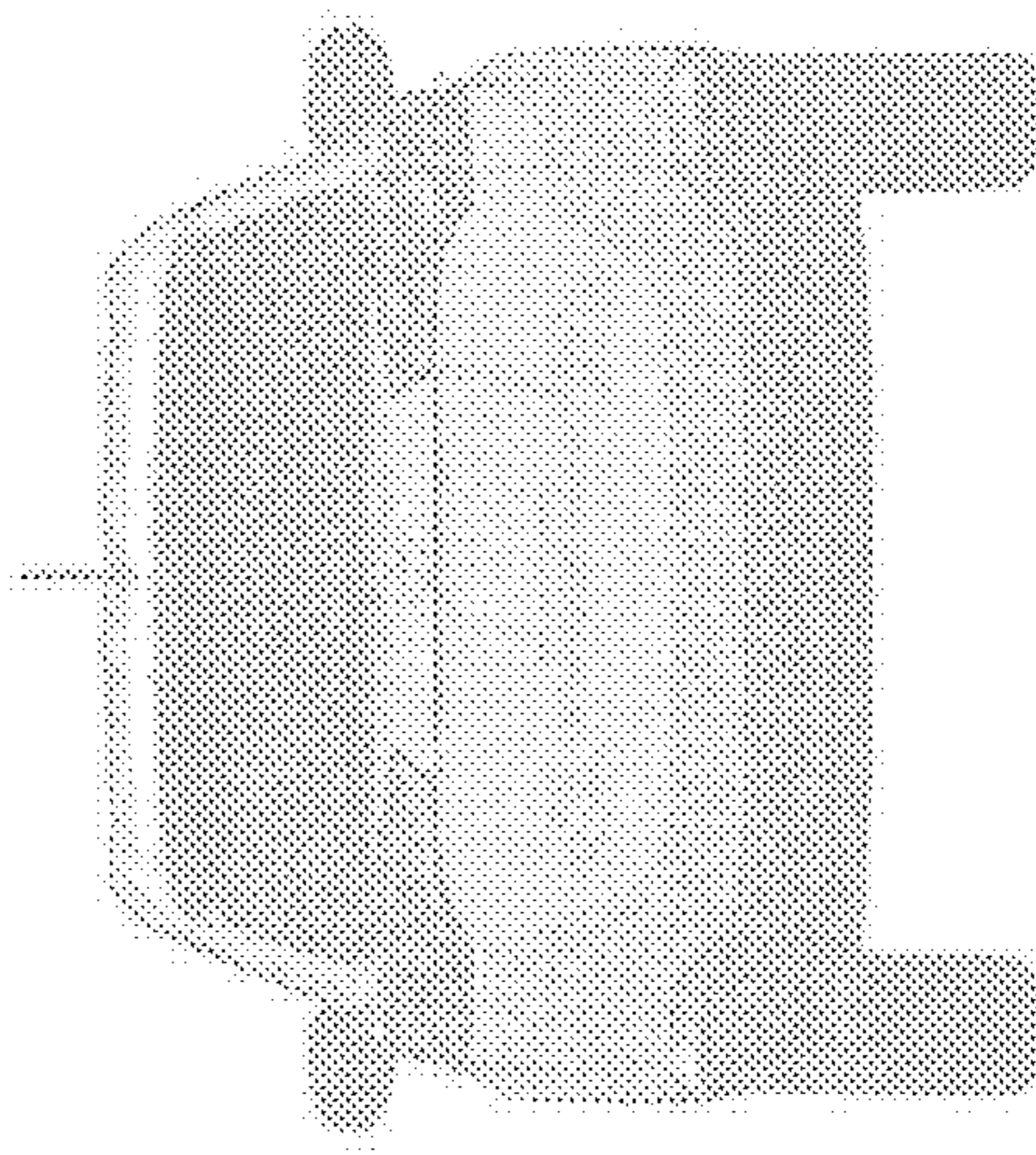


FIG. 4




FIG. 5




FIG. 6