

US00D697434S

(12) **United States Design Patent**
Ho

(10) **Patent No.:** **US D697,434 S**

(45) **Date of Patent:** **** Jan. 14, 2014**

(54) **CLOCK**

(76) Inventor: **Wei-Teh Ho**, Taipei (TW)

(**) Term: **14 Years**

(21) Appl. No.: **29/382,893**

(22) Filed: **Jan. 10, 2011**

(51) **LOC (10) Cl.** **10-01**

(52) **U.S. Cl.**
USPC **D10/2; D10/15**

(58) **Field of Classification Search**
USPC D10/1-29, 97, 98, 70, 30, 31; 368/239,
368/240, 241, 242, 10, 316, 317
See application file for complete search history.

D363,434 S *	10/1995	Scali et al.	D10/15
D381,919 S *	8/1997	Stecher	D10/24
D419,897 S *	2/2000	Storck	D10/98
D421,400 S *	3/2000	Guadagno et al.	D10/70
D424,957 S *	5/2000	Chuang	D10/98
6,069,788 A *	5/2000	Masui	361/679.55
6,204,752 B1 *	3/2001	Kishimoto	340/432
6,305,241 B1 *	10/2001	Masui et al.	74/551.8
D477,233 S *	7/2003	Olszowy	D10/15
D531,161 S *	10/2006	Chen	D14/171
D546,215 S *	7/2007	Sandy et al.	D10/70
D578,899 S *	10/2008	Mandel et al.	D10/15
D604,187 S *	11/2009	Dacko et al.	D10/98

* cited by examiner

Primary Examiner — Lucy Lieberman

(74) *Attorney, Agent, or Firm* — Chun-Ming Shih

(56) **References Cited**

U.S. PATENT DOCUMENTS

2,858,662 A *	11/1958	Ditesheim	368/276
D242,029 S *	10/1976	Terada	D10/15
D278,210 S *	4/1985	Tsuyama	D10/46
D287,946 S *	1/1987	Tsuyama	D10/98
4,642,606 A *	2/1987	Tsuyama	340/432
4,881,187 A *	11/1989	Read	200/5 D
D312,052 S *	11/1990	Read	D10/98
D324,652 S *	3/1992	Tsuji	D10/15
5,177,432 A *	1/1993	Waterhouse et al.	324/166
D334,722 S *	4/1993	Katz	D10/98
D342,034 S *	12/1993	Huang	D10/98
5,335,188 A *	8/1994	Brisson	702/163

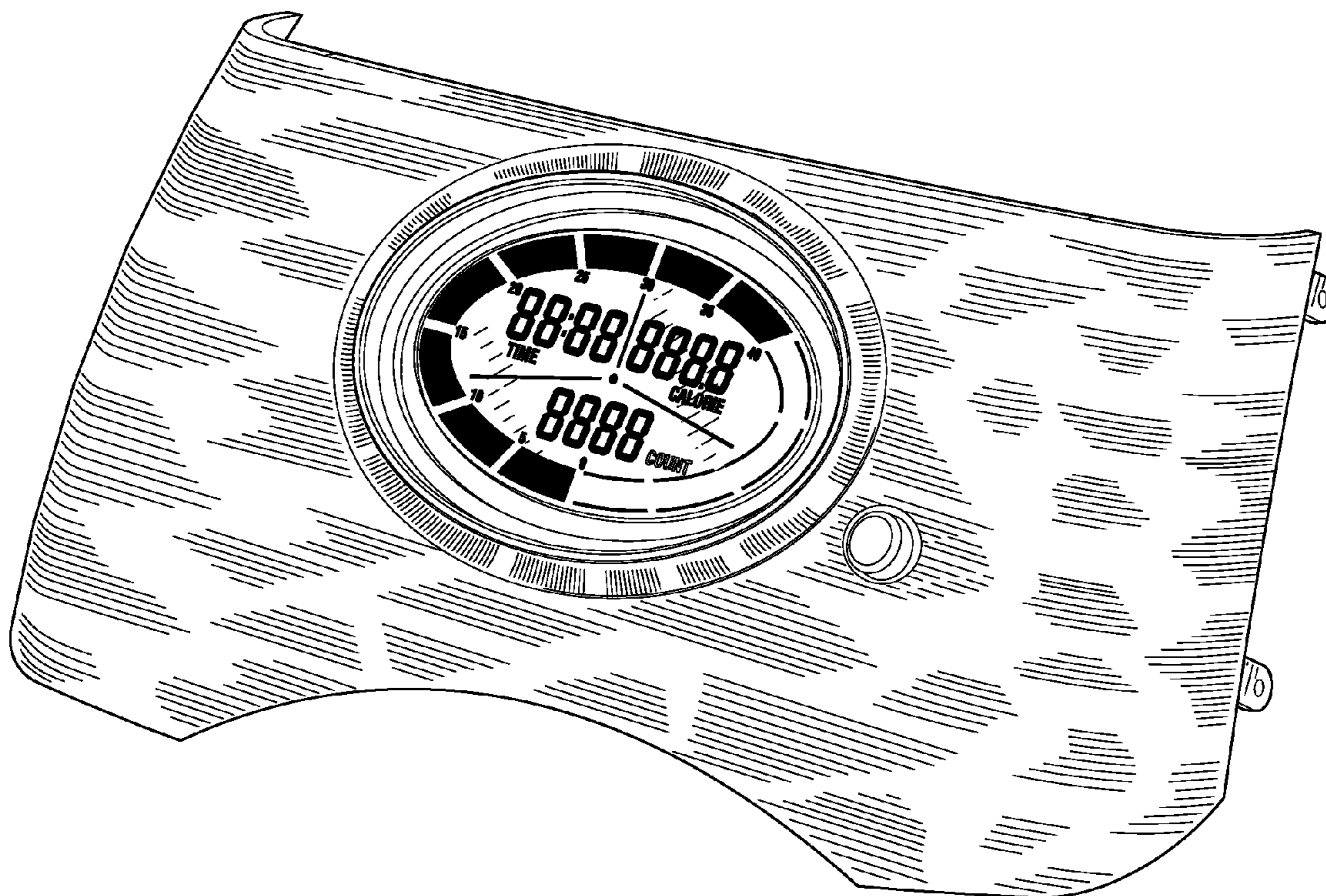
(57) **CLAIM**

The ornamental design for a clock, as shown and described.

DESCRIPTION

FIG. 1 is a front right perspective view of a clock showing my new design;
FIG. 2 is a front perspective view thereof; and,
FIG. 3 is a right side elevational view thereof.
The unclaimed portions of the design are shown in broken lines and do not form part of the claimed design.

1 Claim, 3 Drawing Sheets



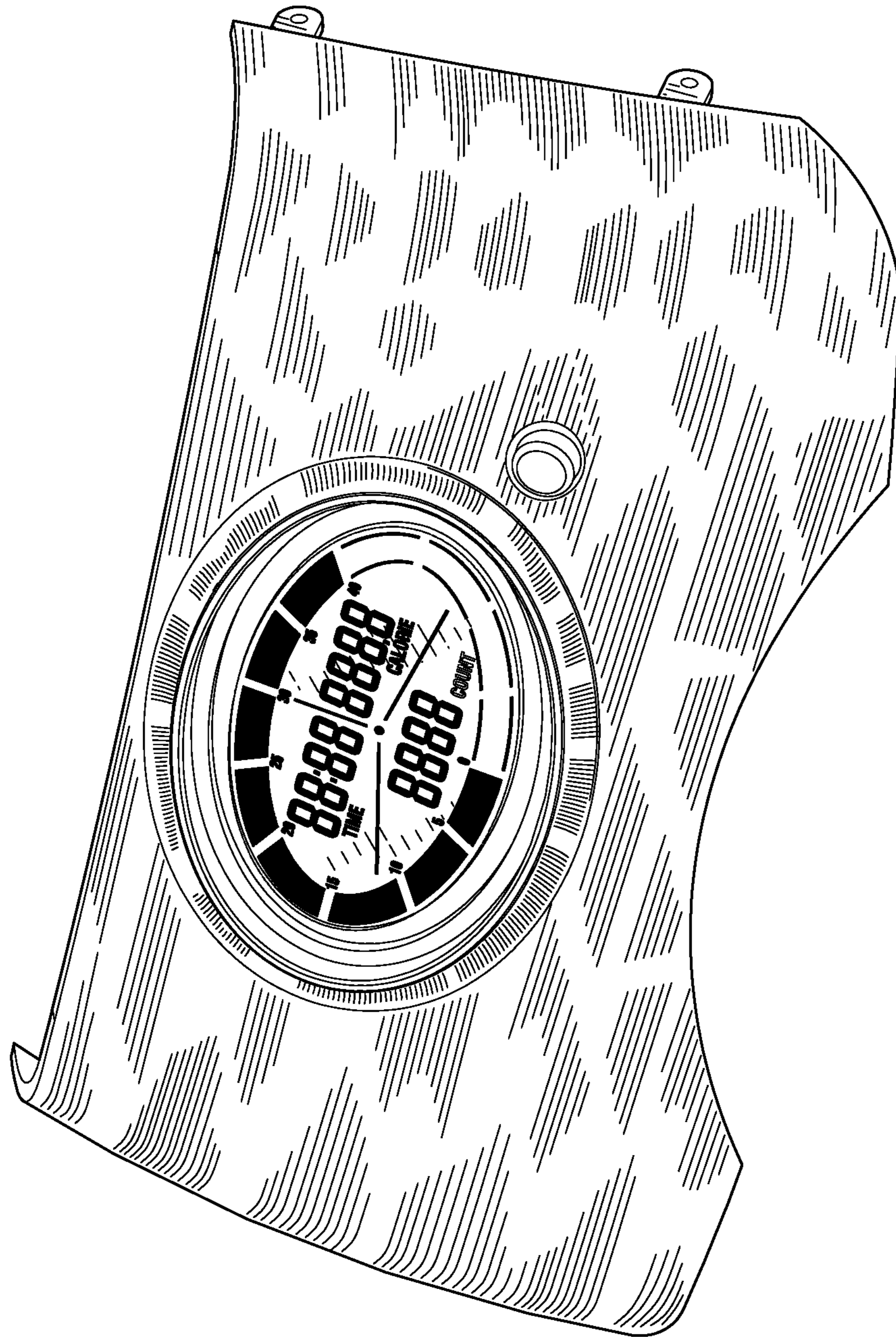


Fig. 1




Fig. 2

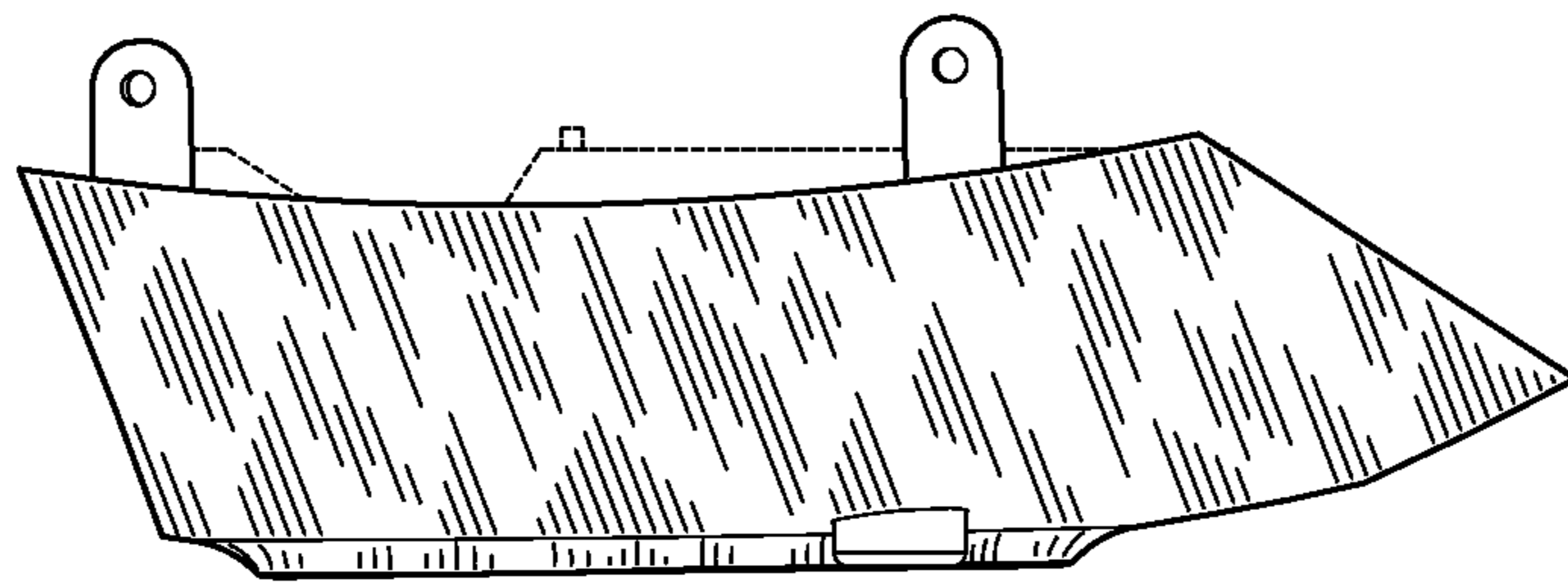


Fig. 3