



US00D697430S

(12) **United States Design Patent**
Thuesen

(10) **Patent No.:** **US D697,430 S**

(45) **Date of Patent:** **** *Jan. 14, 2014**

(54) **MATCHBOOK**

(75) Inventor: **Marcus L. Thuesen**, Houston, TX (US)

(73) Assignee: **AdverFlame, LLC**, Houston, TX (US)

(*) Notice: This patent is subject to a terminal disclaimer.

(**) Term: **14 Years**

(21) Appl. No.: **29/395,298**

(22) Filed: **Dec. 29, 2011**

(51) **LOC (10) Cl.** **09-03**

(52) **U.S. Cl.**
USPC **D9/701**

(58) **Field of Classification Search**
USPC D9/416, 432, 701; D19/1-12, 20-34;
229/70-76, 87.01-87.09, 87.11-87.19;
D27/139-140, 172-193; 206/472, 476,
206/104, 99, 108, 110, 113, 820, 90-96,
206/121, 216, 395, 424, 484

See application file for complete search history.

(56) **References Cited**

U.S. PATENT DOCUMENTS

1,116,043	A	11/1914	Elliot	
1,459,033	A *	6/1923	Pfersch	206/109
1,634,712	A	7/1927	Friedman	
1,650,703	A	11/1927	Friedman	
1,839,846	A	1/1932	Greenbaum	
1,968,353	A	7/1934	Potter	
1,975,526	A	10/1934	Williams et al.	
2,023,884	A *	12/1935	Grote	401/52
2,105,842	A	1/1938	Pindell	
2,118,634	A	5/1938	Williams	
2,184,629	A	12/1939	Weiss	
2,234,276	A	3/1941	Redcliffe	
2,288,342	A	6/1942	Brooks	
2,296,510	A *	9/1942	Fischer	206/106

2,297,527	A *	9/1942	Behan	206/114
2,304,403	A *	12/1942	Fischer	206/106
2,411,368	A	11/1946	Dow	

(Continued)

OTHER PUBLICATIONS

KM Zundholz Int'l Karl Muller GmbH Website (www.kmmatch.com) , page http://www.kmmatch.com/Werbezuendhoelzer/pic/abbildung/g_special2.jpg (Aug. 11, 2004).

(Continued)

Primary Examiner — Caron D Veynar

Assistant Examiner — Abraham Bahta

(74) *Attorney, Agent, or Firm* — Keith B Willhelm

(57) **CLAIM**

I claim the ornamental design for a matchbook, as shown and described.

DESCRIPTION

FIG. 1 is a top, right front perspective view of the matchbook showing my new design;

FIG. 2 is a top, right front perspective view thereof; the cover of the matchbook being partially opened to reveal a pair of insert sheets therein;

FIG. 3 is front perspective view thereof; the cover being fully opened;

FIG. 4 is a front elevation view thereof; the cover being fully opened;

FIG. 5 is a front elevation view thereof;

FIG. 6 is a back elevation view thereof;

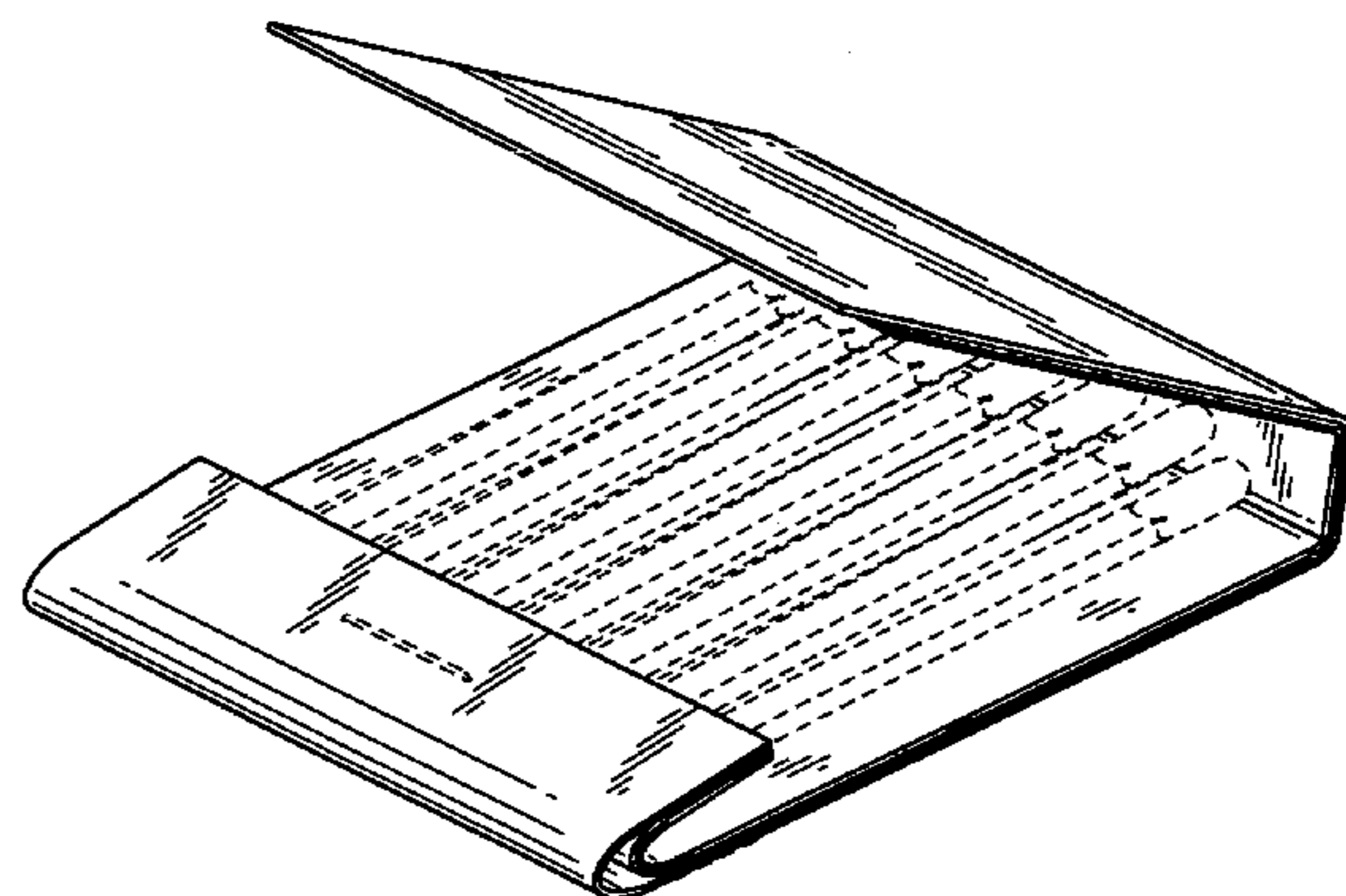

FIG. 7 is a bottom view thereof;

FIG. 8 is a top view thereof; and,

FIG. 9 is a right side view; the left view being a mirror image thereof.

The broken line showing of a staple, matches, and a strip of striking material is included for the purpose of illustrating environmental structure and forms no part of the claimed design.

1 Claim, 5 Drawing Sheets



(56)

References Cited

U.S. PATENT DOCUMENTS

3,038,595	A	2/1959	Janus	
2,933,181	A	4/1960	Will	
2,996,173	A	8/1961	Will	
3,211,470	A	10/1965	Wilson	
3,358,817	A	12/1967	Will	
3,394,795	A	7/1968	Bernard	
3,958,689	A	5/1976	Roth	
4,053,048	A *	10/1977	Cohn	206/106
D248,369	S *	7/1978	Robertson et al.	D9/600
4,103,820	A	8/1978	Mathison et al.	
4,154,337	A	5/1979	Tybie	
4,620,664	A	11/1986	Kaufman	
D286,981	S *	12/1986	Gold	D9/701
4,690,273	A	9/1987	Smith	
4,795,027	A	1/1989	Benavides	
4,917,236	A	4/1990	Galvez-Moran	
5,072,877	A	12/1991	Van Fulpen	
5,074,462	A	12/1991	Countee, Jr.	
5,119,941	A	6/1992	Lepie	

5,181,755	A *	1/1993	Stanwich et al.	294/212
5,474,183	A	12/1995	Warren et al.	
6,085,903	A	7/2000	Jotcham et al.	
6,305,531	B1	10/2001	Wilkman	
D462,007	S *	8/2002	Spinoy	D9/701
8,087,214	B1	1/2012	Thuesen et al.	
8,266,876	B1	9/2012	Thuesen et al.	
2002/0030112	A1	3/2002	Schreiber	
2006/0157370	A1	7/2006	Thuesen et al.	

OTHER PUBLICATIONS

Office Action, U.S. Appl. No. 10/980,547, mailed Aug. 8, 2006.
Office Action, U.S. Appl. No. 10/980,547, mailed Jan. 17, 2007.
Office Action, U.S. Appl. No. 10/980,547, mailed Apr. 16, 2007.
Office Action, U.S. Appl. No. 10/980,547, mailed Dec. 11, 2007.
Office Action, U.S. Appl. No. 11/893,252, mailed Jan. 27, 2009.
Office Action, U.S. Appl. No. 11/893,252, mailed Jun. 30, 2009.
Office Action, U.S. Appl. No. 11/893,252, mailed Mar. 30, 2011.
Office Action, U.S. Appl. No. 13/373,159, mailed Mar. 1, 2012.

* cited by examiner

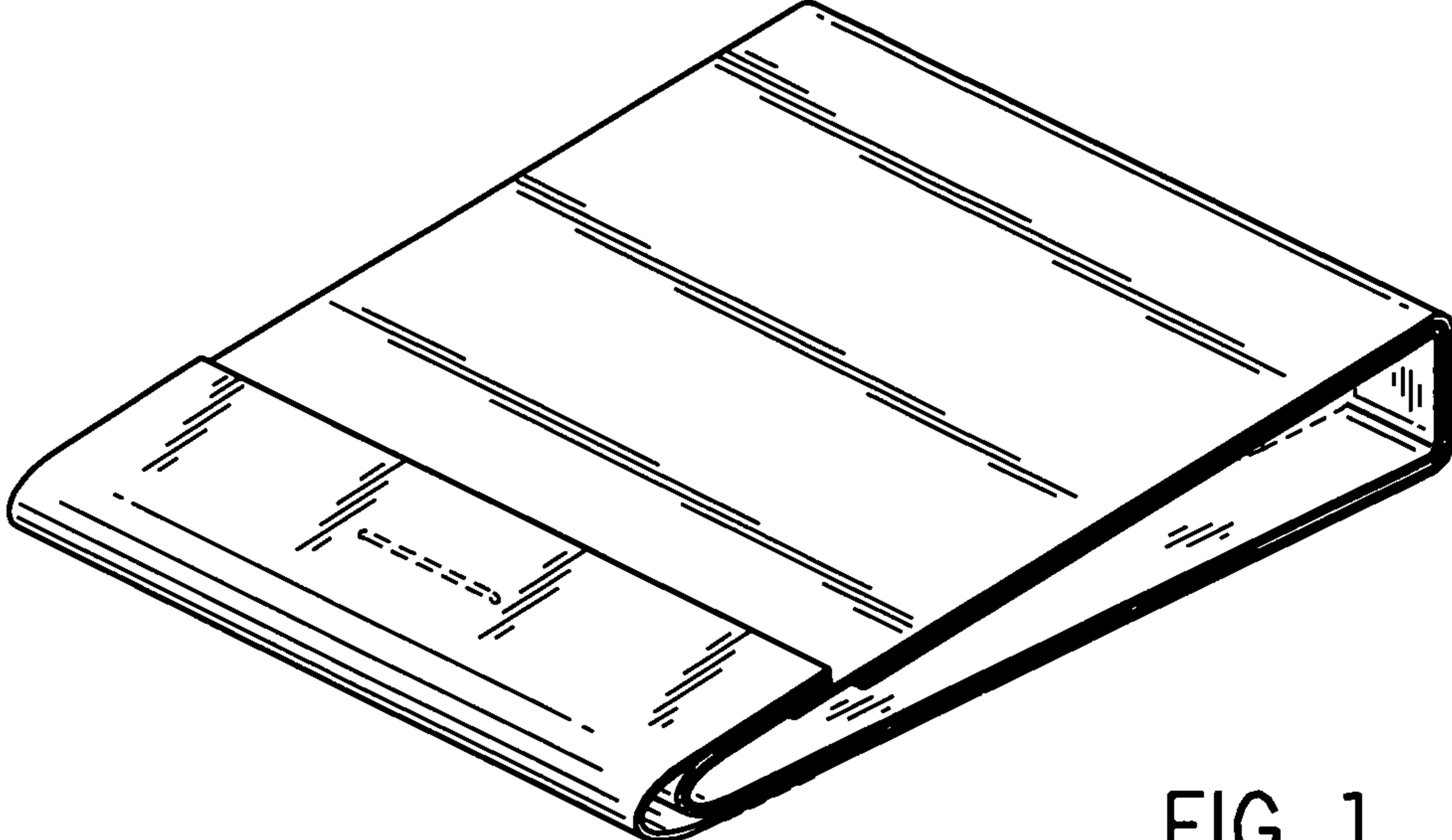


FIG. 1

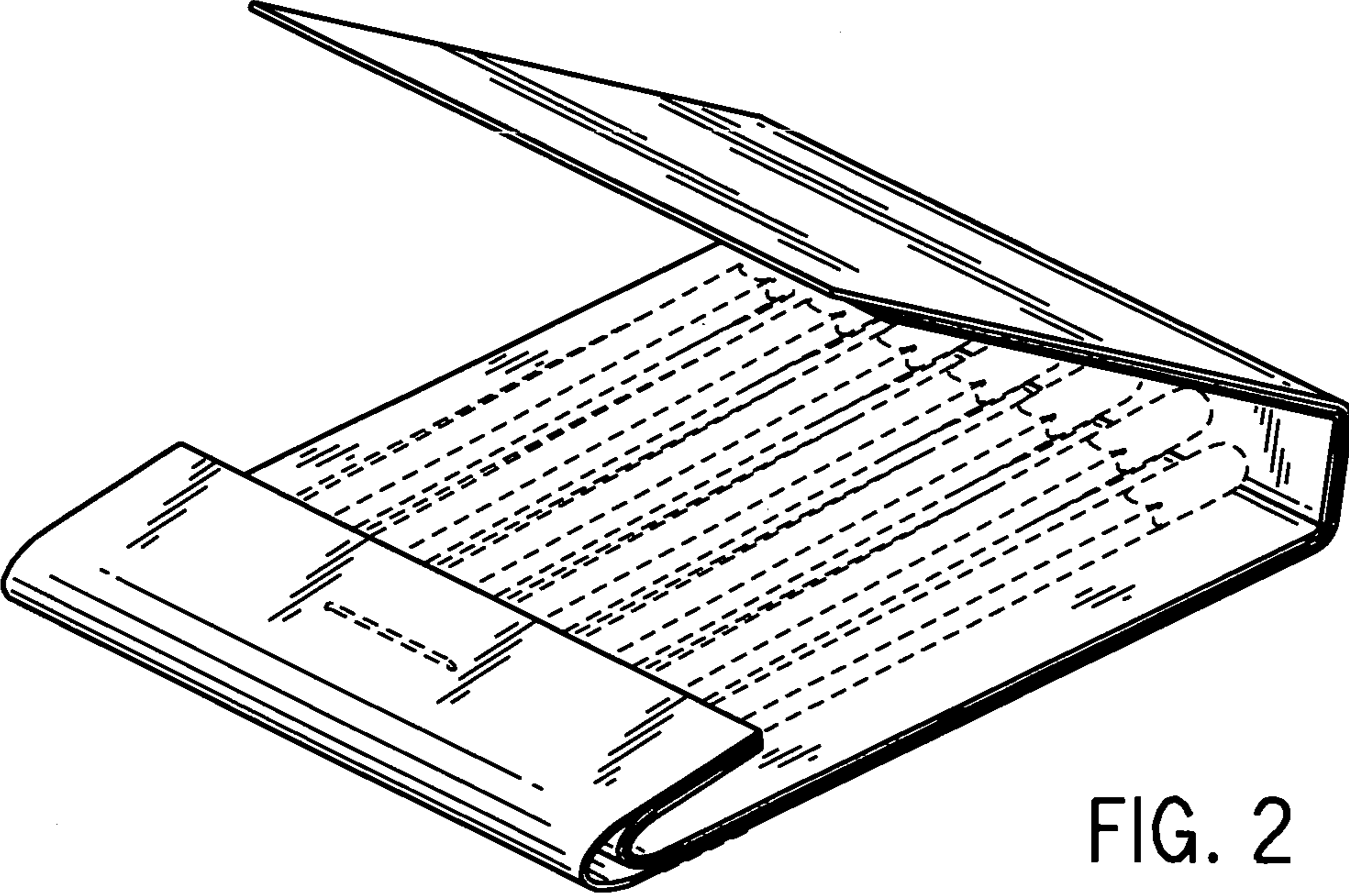


FIG. 2

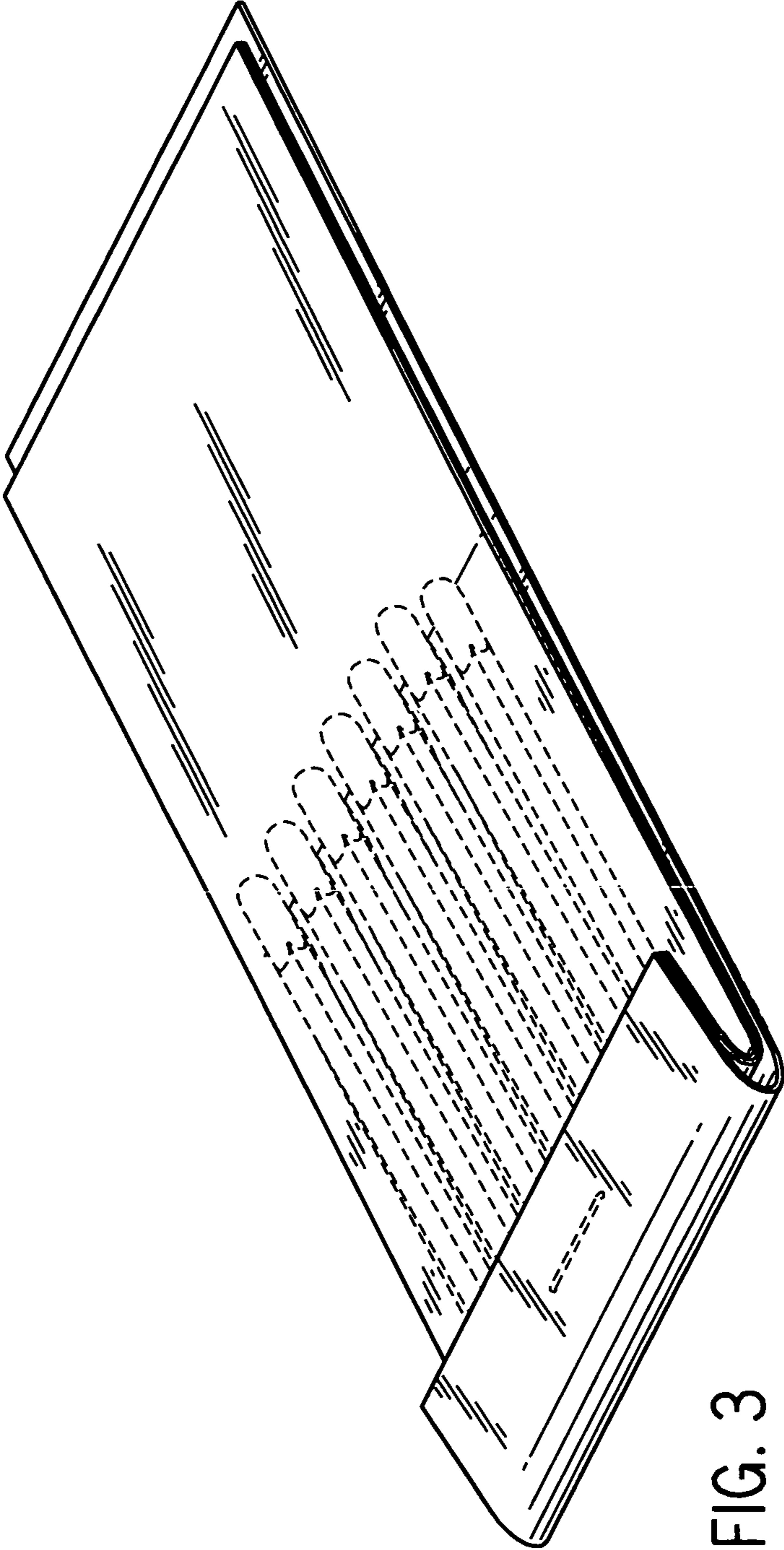
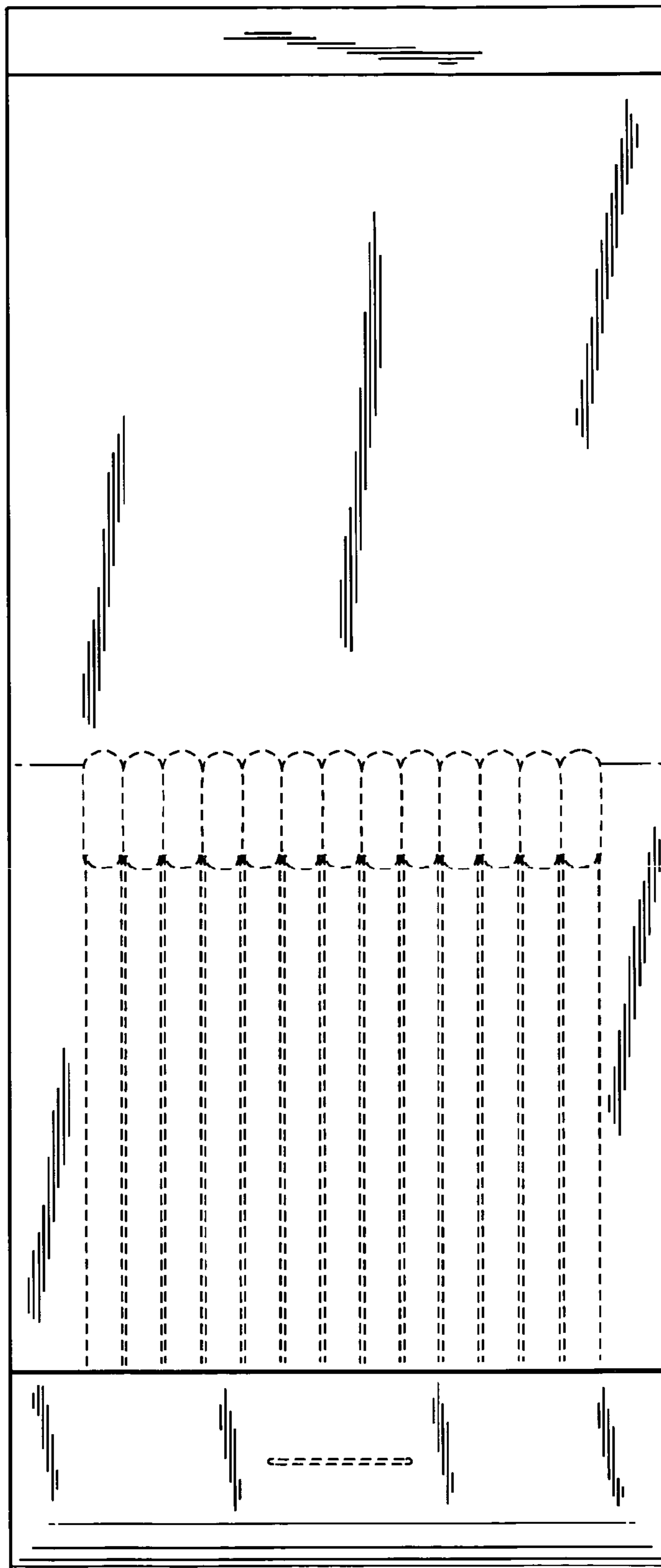


FIG. 3

FIG. 4



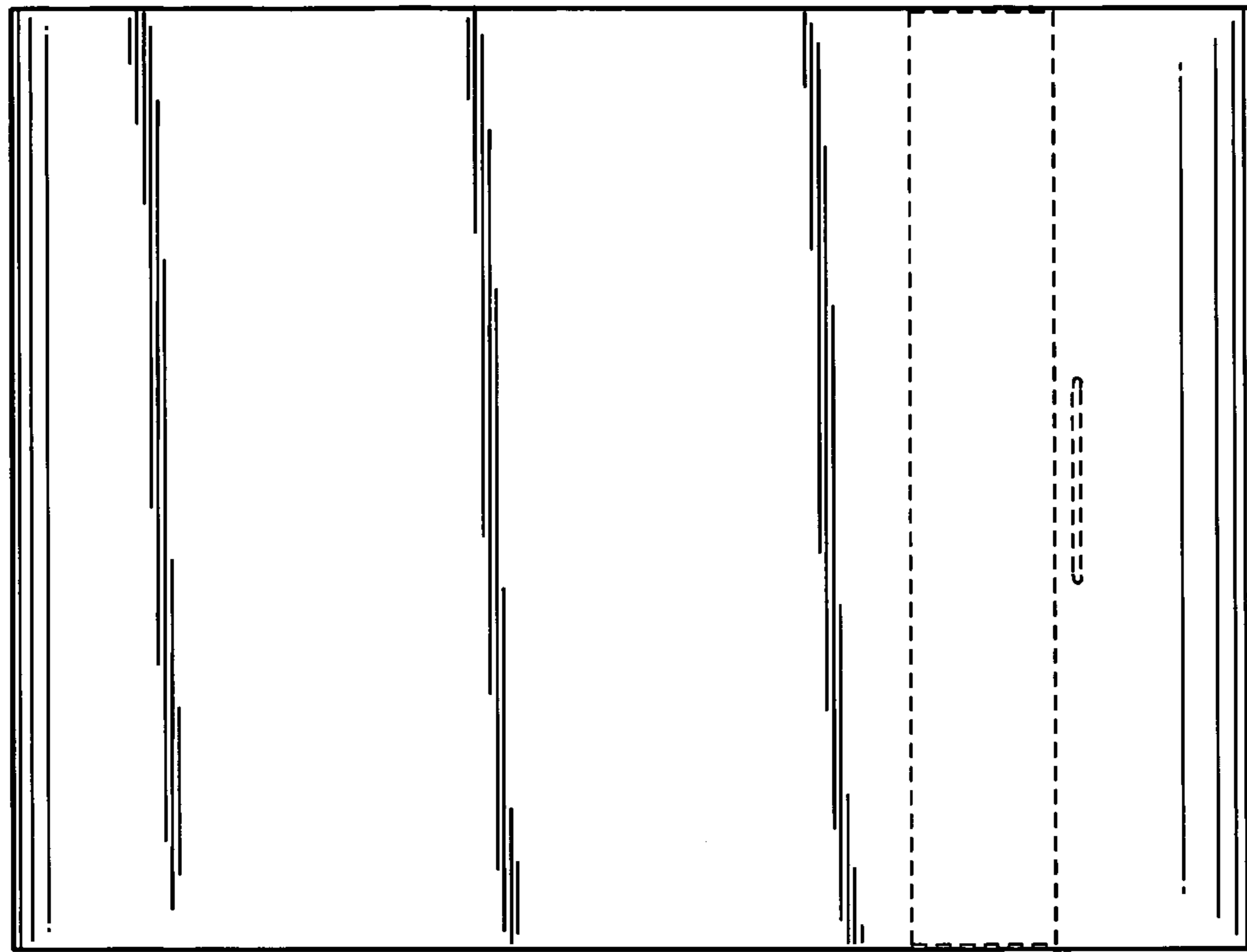


FIG. 6

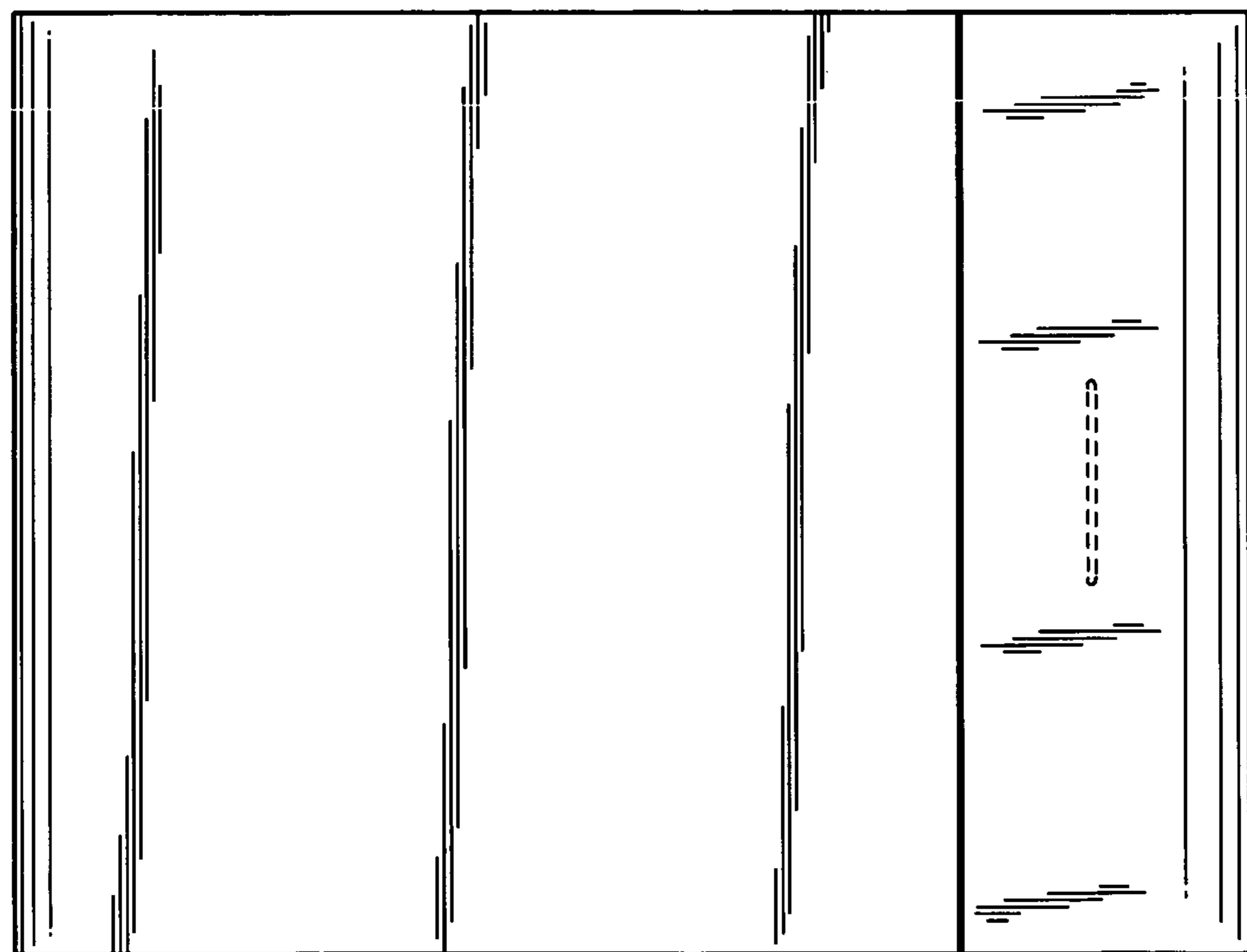


FIG. 5




FIG. 7




FIG. 8




FIG. 9