

US00D697419S

(12) **United States Design Patent**  
**Gieske**

(10) **Patent No.:** **US D697,419 S**  
(45) **Date of Patent:** **\*\* Jan. 14, 2014**

- (54) **BOTTLE**
- (71) Applicant: **McCormick & Company, Incorporated**, Sparks, MD (US)
- (72) Inventor: **Thomas Koll Porter Gieske**, Lutherville, MD (US)
- (73) Assignee: **McCormick & Company, Incorporated**, Sparks, MD (US)

D392,897 S *	3/1998	Biesecker et al.	.....	D9/573
D458,146 S *	6/2002	Sadeghi et al.	.....	D9/560
D523,756 S *	6/2006	Considine et al.	.....	D9/573
D545,205 S *	6/2007	Rica	.....	D9/574
D555,483 S *	11/2007	Bezuglov	.....	D9/560
D580,771 S *	11/2008	Rica	.....	D9/560
D586,659 S *	2/2009	Delbon	.....	D9/546
D626,002 S	10/2010	Charyszyn et al.		
D660,169 S *	5/2012	Potts	.....	D9/544

- (\*\*) Term: **14 Years**
- (21) Appl. No.: **29/458,308**
- (22) Filed: **Jun. 18, 2013**

**Related U.S. Application Data**

- (62) Division of application No. 29/420,372, filed on May 8, 2012.
- (51) **LOC (10) Cl.** ..... **09-05**
- (52) **U.S. Cl.**  
USPC ..... **D9/559**; D9/574; D9/569
- (58) **Field of Classification Search**  
USPC ..... D9/600, 655-664, 516, 559-561,  
D9/569-575; 206/457, 527; 215/400;  
220/890  
See application file for complete search history.

(56) **References Cited**

**U.S. PATENT DOCUMENTS**

D92,640 S *	6/1934	Ennever	.....	D9/560
D257,667 S *	12/1980	Ito	.....	D9/563
4,391,381 A *	7/1983	Ota et al.	.....	215/12.2

**OTHER PUBLICATIONS**

Examination Report issued Oct. 1, 2012 in Canadian Patent Application No. 145851.

\* cited by examiner

*Primary Examiner* — Sandra Morris

(74) *Attorney, Agent, or Firm* — Oblon, Spivak, McClelland, Maier & Neustadt, L.L.P.

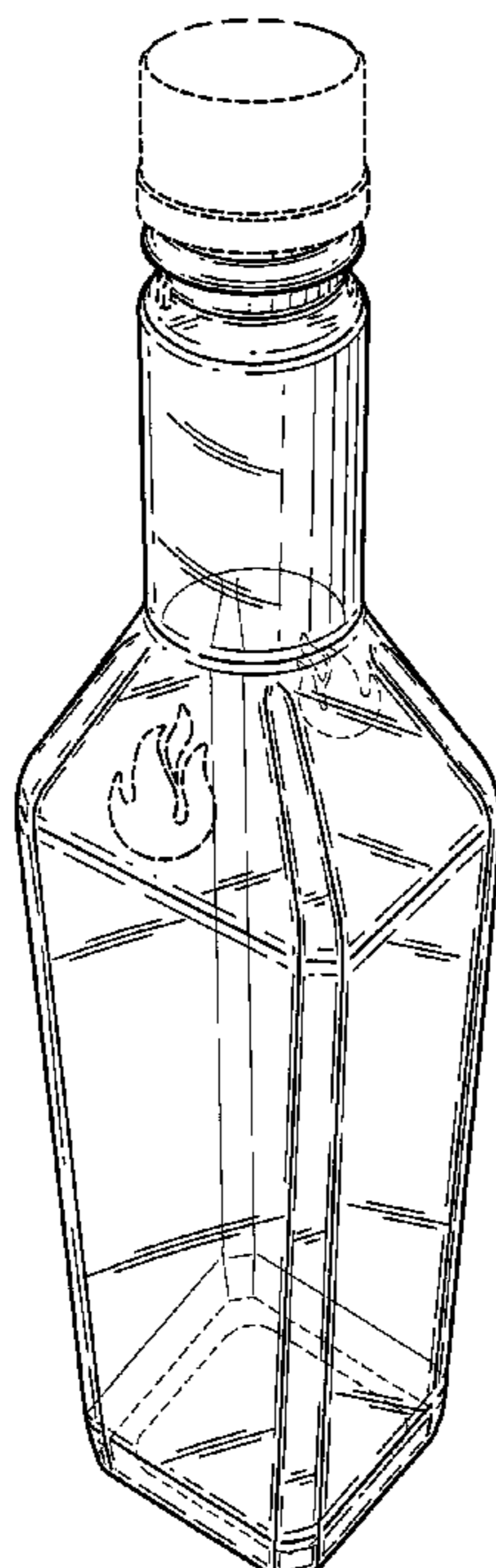
(57) **CLAIM**

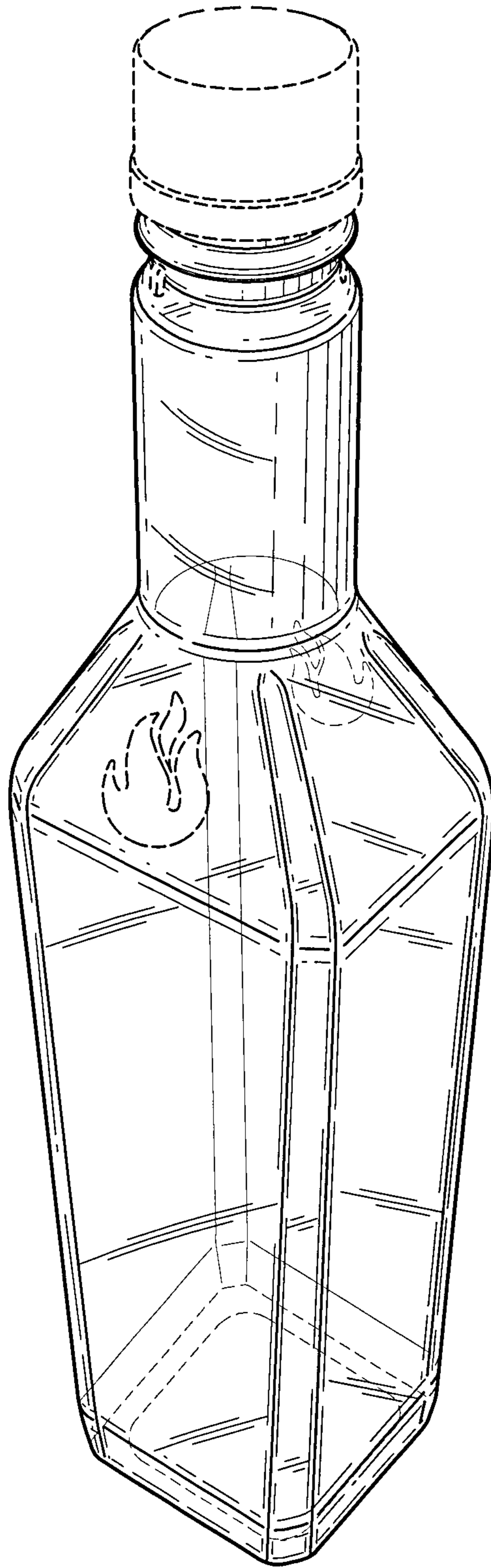
I claim the ornamental design for a bottle, as shown and described.

**DESCRIPTION**

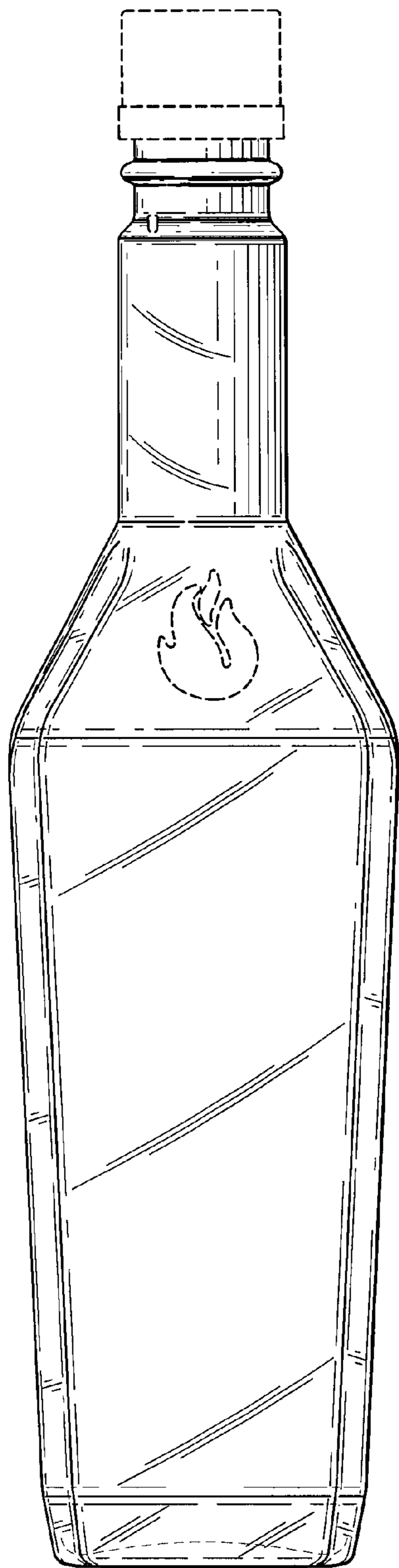
FIG. 1 is a front, top, and right side perspective view of a bottle;  
 FIG. 2 is a rear elevational view thereof;  
 FIG. 3 is a front elevational view thereof;  
 FIG. 4 is a right side elevational view thereof;  
 FIG. 5 is a left side elevational view thereof;  
 FIG. 6 is a bottom plan view thereof; and,  
 FIG. 7 is a top plan view thereof.  
 The broken lines in the drawings depict environmental subject matter only and form no part of the claimed design.

**1 Claim, 7 Drawing Sheets**

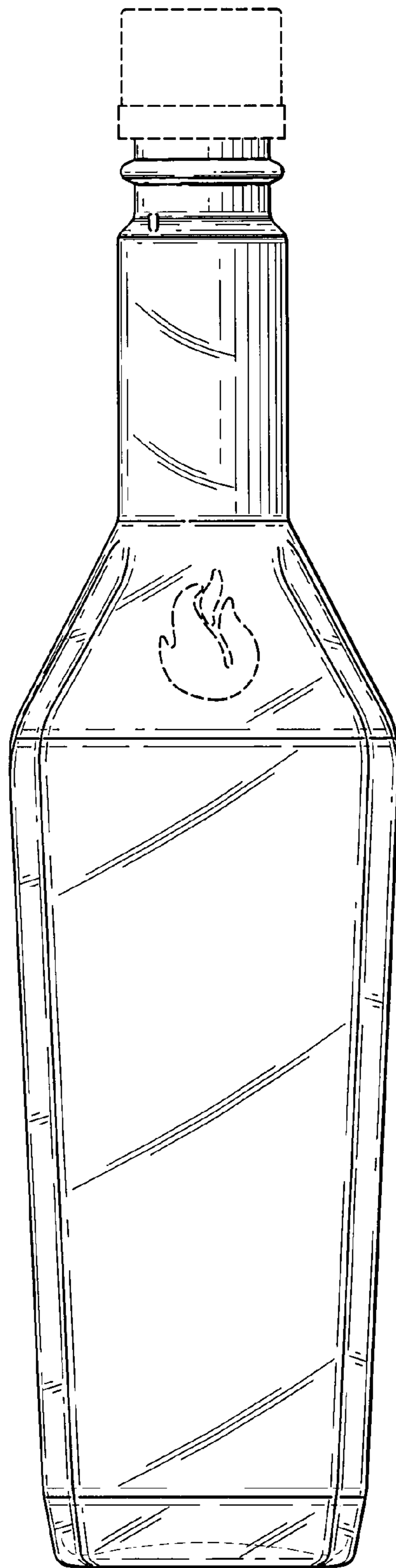




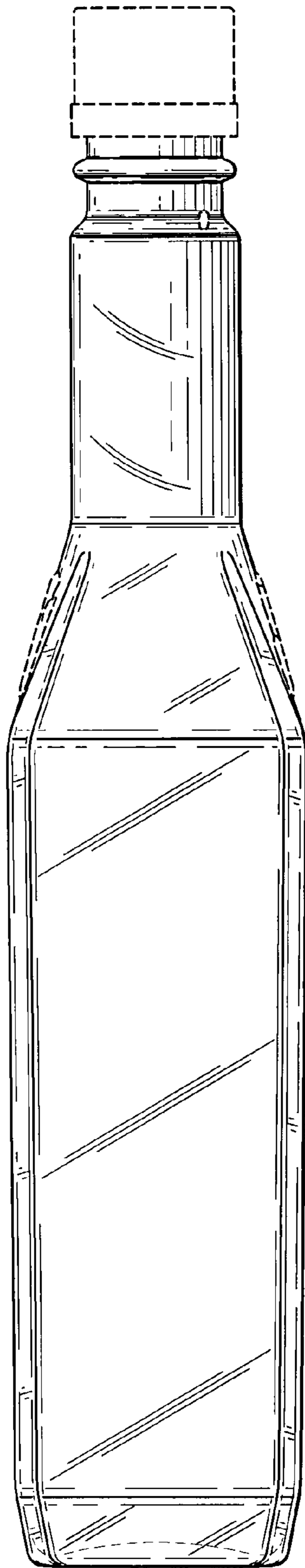
*Fig. 1*



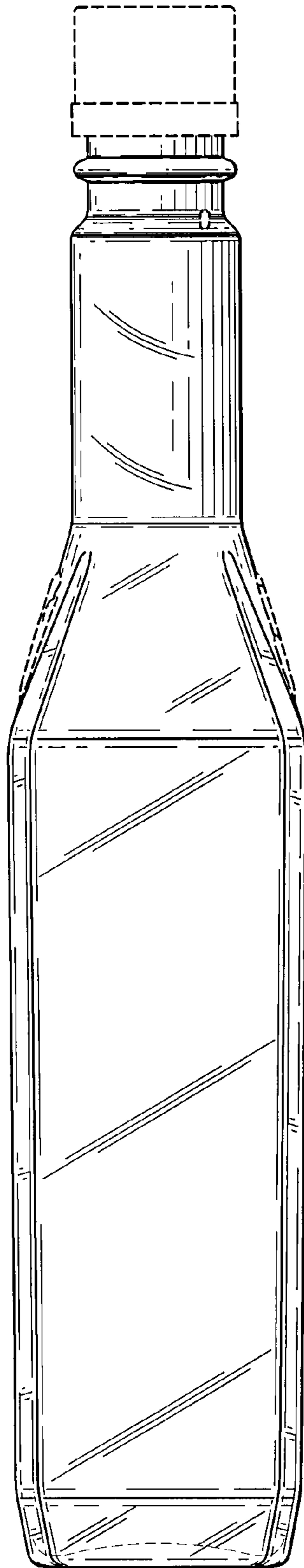
*Fig. 2*



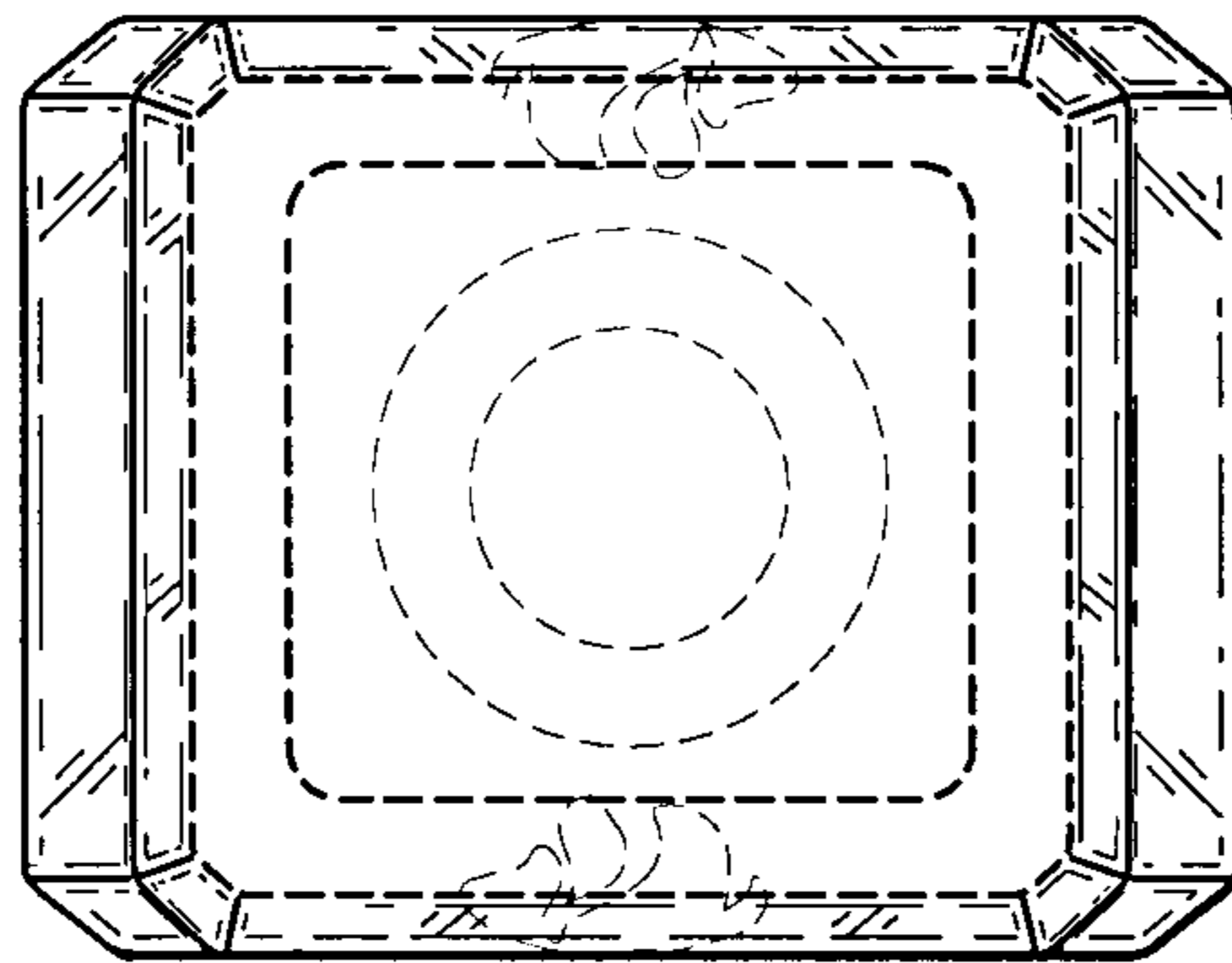
*Fig. 3*




*Fig. 4*



*Fig. 5*



*Fig. 6*



*Fig. 7*