



US00D697405S

(12) **United States Design Patent**
Ahlgren et al.

(10) **Patent No.:** **US D697,405 S**
(45) **Date of Patent:** **** Jan. 14, 2014**

- (54) **BOTTLE**
- (75) Inventors: **Urban Ahlgren**, Stockholm (SE); **Stefan Wennerstrom**, Stockholm (SE); **Thomas Schaad**, Stockholm (SE)
- (73) Assignee: **Absolut Holding Inc.**, Stockholm (SE)
- (**) Term: **14 Years**
- (21) Appl. No.: **29/419,466**
- (22) Filed: **Apr. 27, 2012**
- (51) **LOC (10) Cl.** **09-01**
- (52) **U.S. Cl.**
USPC **D9/500**; D9/539; D9/552; D9/558
- (58) **Field of Classification Search**
USPC D9/500, 502-505, 516, 537, 539-540, D9/545, 549, 558, 682, 685-686, 688-692, D9/763, 772-773, 552, 554, 764; 215/379, 215/382; 220/660, 669-673, 675
See application file for complete search history.

EM	000181128-0001	5/2004
EM	000181128-0002	5/2004
EM	000181128-0003	5/2004
EM	000221635-0002	9/2004
EM	000436811-0001	11/2004
EM	000273602-0001	12/2004
EM	000273602-0002	12/2004
EM	000282496-0001	1/2005
EM	000282512-0001	1/2005
EM	000313473-0001	3/2005
EM	000318217-0001	3/2005
EM	000318233-0001	3/2005
EM	000318241-0001	3/2005

(Continued)

OTHER PUBLICATIONS

Trademark 000756940 filed Feb. 25, 1998.

(Continued)

Primary Examiner — Terry Wallace
Assistant Examiner — Dana L Meyrow
 (74) *Attorney, Agent, or Firm* — Knobbe, Martens, Olson & Bear LLP

(56) **References Cited**

U.S. PATENT DOCUMENTS

D71,919 S *	1/1927	Mas	D9/502
D233,216 S *	10/1974	Cachero	D9/500
D286,614 S *	11/1986	Melville	D9/504
D397,141 S *	8/1998	Ichimaru et al.	D18/43
D506,135 S *	6/2005	Breier et al.	D9/500
D545,194 S *	6/2007	Goudsblom	D9/502
D666,912 S *	9/2012	Kawai	D9/504

FOREIGN PATENT DOCUMENTS

EM	001900416-0001	8/2001
EM	000020243-0001	4/2003
EM	000290671-0001	1/2004
EM	000016814-0001	4/2004
EM	000168414-0002	4/2004
EM	000168414-0003	4/2004


(57) **CLAIM**

The ornamental design for a bottle, as shown and described.

DESCRIPTION

FIG. 1 is a front elevation view of a bottle showing our new design, the rear elevation view being identical;
 FIG. 2 is a side elevation view thereof, the opposing side elevation view being identical;
 FIG. 3 is a bottom perspective view thereof;
 FIG. 4 is a top perspective view thereof;
 FIG. 5 is a top plan view thereof; and,
 FIG. 6 is a bottom plan view thereof.
 The broken lines in the drawings illustrate the portions of the design that form no part of the claim.

1 Claim, 5 Drawing Sheets



(56)

References Cited

FOREIGN PATENT DOCUMENTS

EM	000394614-0001	9/2005
EM	000416623-0001	10/2005
EM	000436811-0002	11/2005
EM	000403969-0001	12/2005
EM	000403969-0002	12/2005
EM	000403969-0003	12/2005
EM	000403969-0004	12/2005
EM	000403969-0005	12/2005
EM	000403969-0006	12/2005
EM	000475090-0001	2/2006
EM	000483045-0001	2/2006
EM	000483045-0002	2/2006
EM	000483045-0003	2/2006
EM	000483045-0004	2/2006

EM	000526439-0001	5/2006
EM	000526439-0002	5/2006
EM	000526439-0003	5/2006
EM	000564364-0001	7/2006
EM	000593165-0001	9/2006
EM	000619184-0001	11/2006
EM	000660477-0001	1/2007
EM	000677075-0001	2/2007
EM	001061378-0001	12/2008
IN	204491	4/2009
IN	221304	4/2009
WO	DM/050335	* 10/1999
WO	DM/072412	* 9/2009
WO	DM/079883	* 1/2013

OTHER PUBLICATIONS

Trademark 0008604753 filed Aug. 10, 2009.

* cited by examiner



FIG. 1



FIG. 2



FIG. 3




FIG. 4

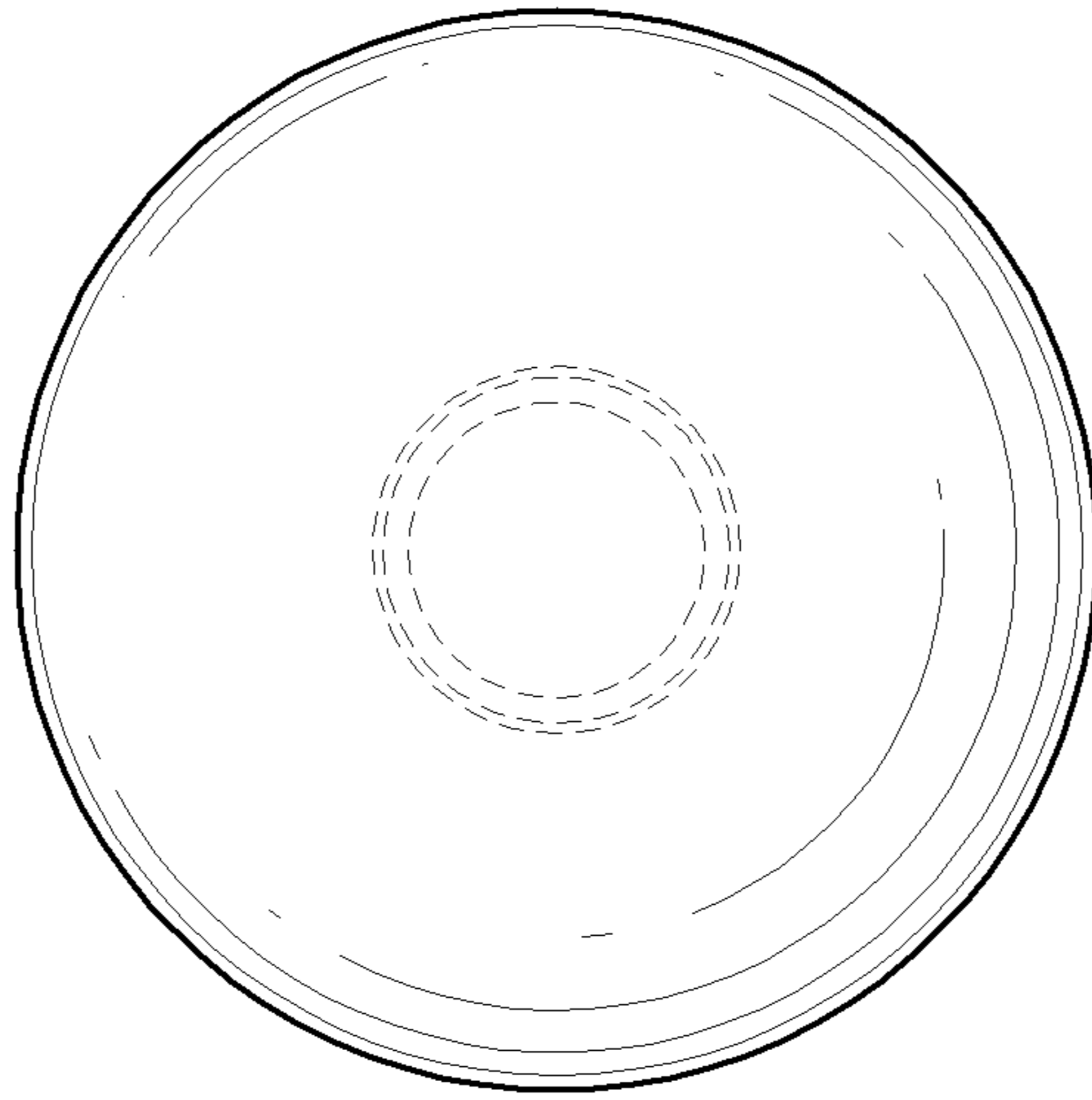


FIG. 5

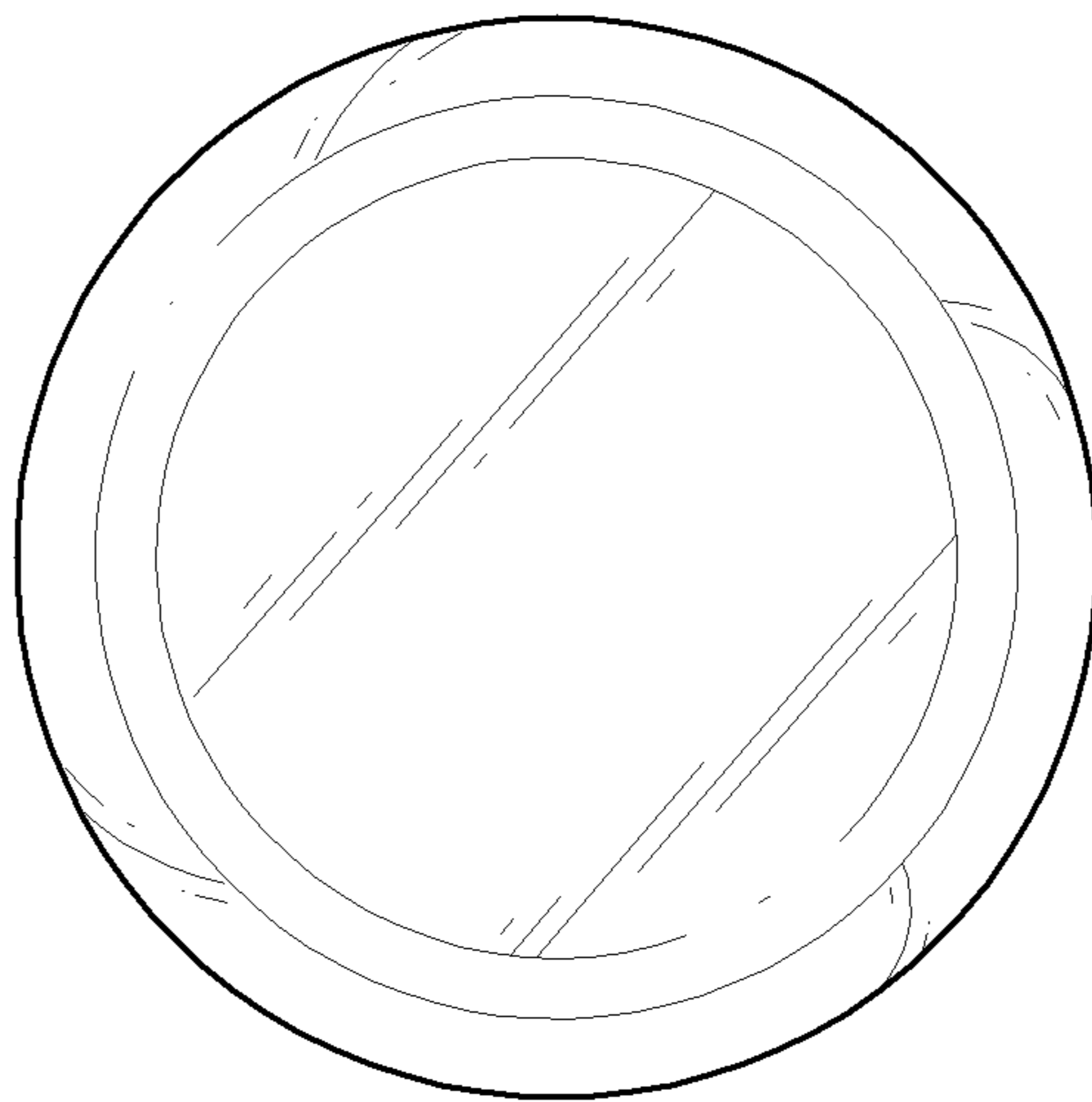


FIG. 6