

US00D697388S

(12) **United States Design Patent**
Pan

(10) **Patent No.:** **US D697,388 S**
(45) **Date of Patent:** **** Jan. 14, 2014**

(54) **HOOK**

(71) Applicant: **3M Innovative Properties Company**,
St. Paul, MN (US)

(72) Inventor: **Angela L. Pan**, Woodbury, MN (US)

(73) Assignee: **3M Innovative Properties Company**,
St. Paul, MN (US)

(**) Term: **14 Years**

(21) Appl. No.: **29/455,499**

(22) Filed: **May 21, 2013**

(51) **LOC (10) Cl.** **08-05**

(52) **U.S. Cl.**
USPC **D8/367**

(58) **Field of Classification Search**
USPC D8/367, 354, 349, 373; D6/323;
248/301-304, 339
See application file for complete search history.

(56) **References Cited**

U.S. PATENT DOCUMENTS

D339,058 S * 9/1993 Greenhut et al. D8/367
D417,385 S * 12/1999 Bries et al. D8/367
6,325,342 B1 * 12/2001 Dignat 248/118
D480,292 S * 10/2003 Johansson et al. D8/367

D494,452 S * 8/2004 Sheldon et al. D8/367
D543,837 S * 6/2007 Newbould et al. D8/367
D554,481 S * 11/2007 Newbould et al. D8/367
D572,121 S * 7/2008 Shiffler D8/367
D584,939 S * 1/2009 Snell D8/367
D603,688 S * 11/2009 Chiu D8/367
D609,995 S * 2/2010 Hager et al. D8/367
D665,653 S * 8/2012 Thompson et al. D8/367
D678,041 S * 3/2013 Pan et al. D8/367
D680,804 S * 4/2013 Gilboe D7/367

* cited by examiner

Primary Examiner — Cynthia Underwood
(74) *Attorney, Agent, or Firm* — Irina Hass

(57) **CLAIM**

The ornamental design for a hook, as shown and described.

DESCRIPTION

FIG. 1 is a perspective view showing the new design for a hook;

FIG. 2 is a front view thereof;

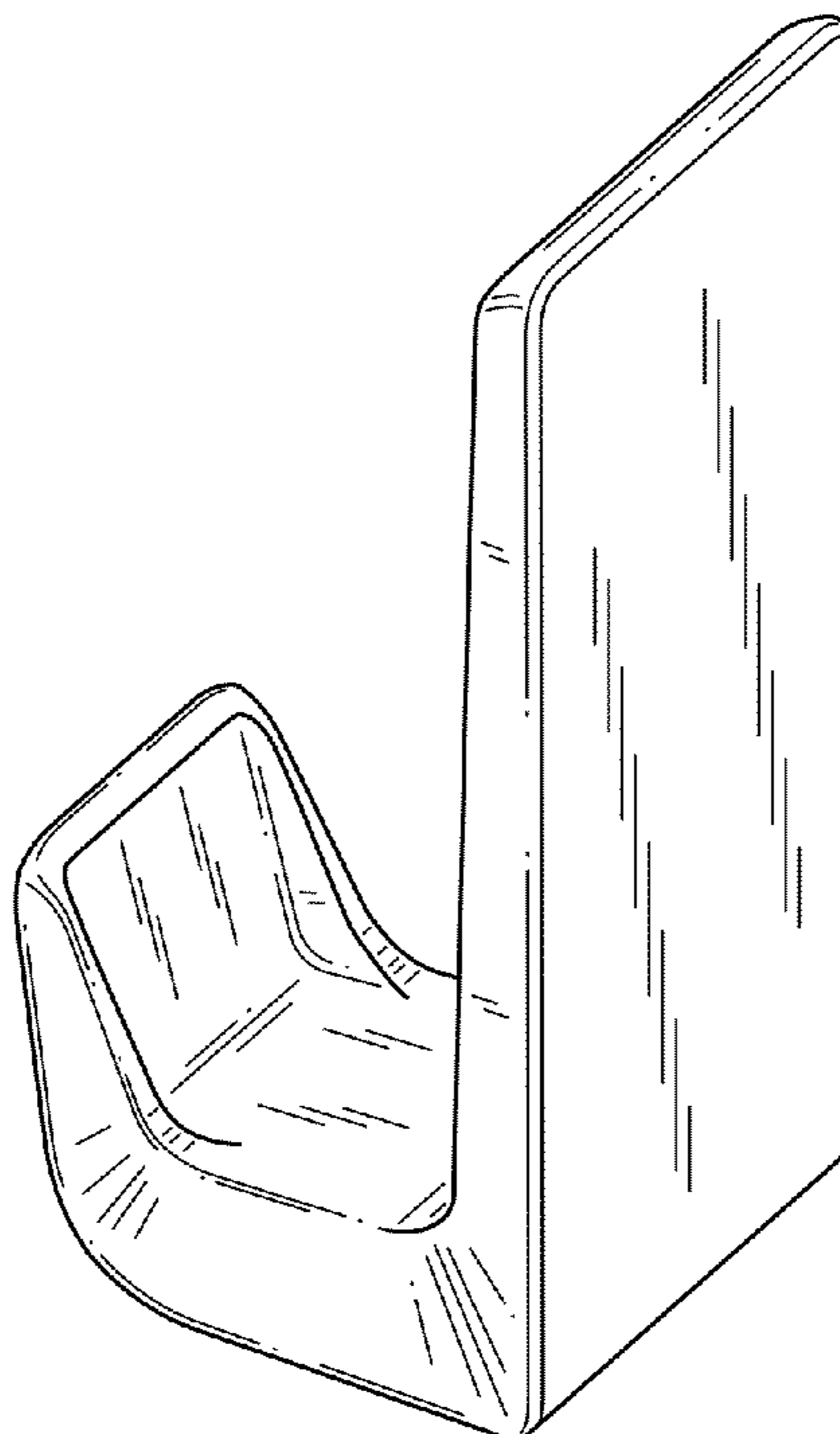
FIG. 3 is a right side view thereof, a left side view being a mirror image thereof;

FIG. 4 is a rear view thereof;

FIG. 5 is a top view thereof; and,

FIG. 6 is a bottom view thereof.

1 Claim, 2 Drawing Sheets



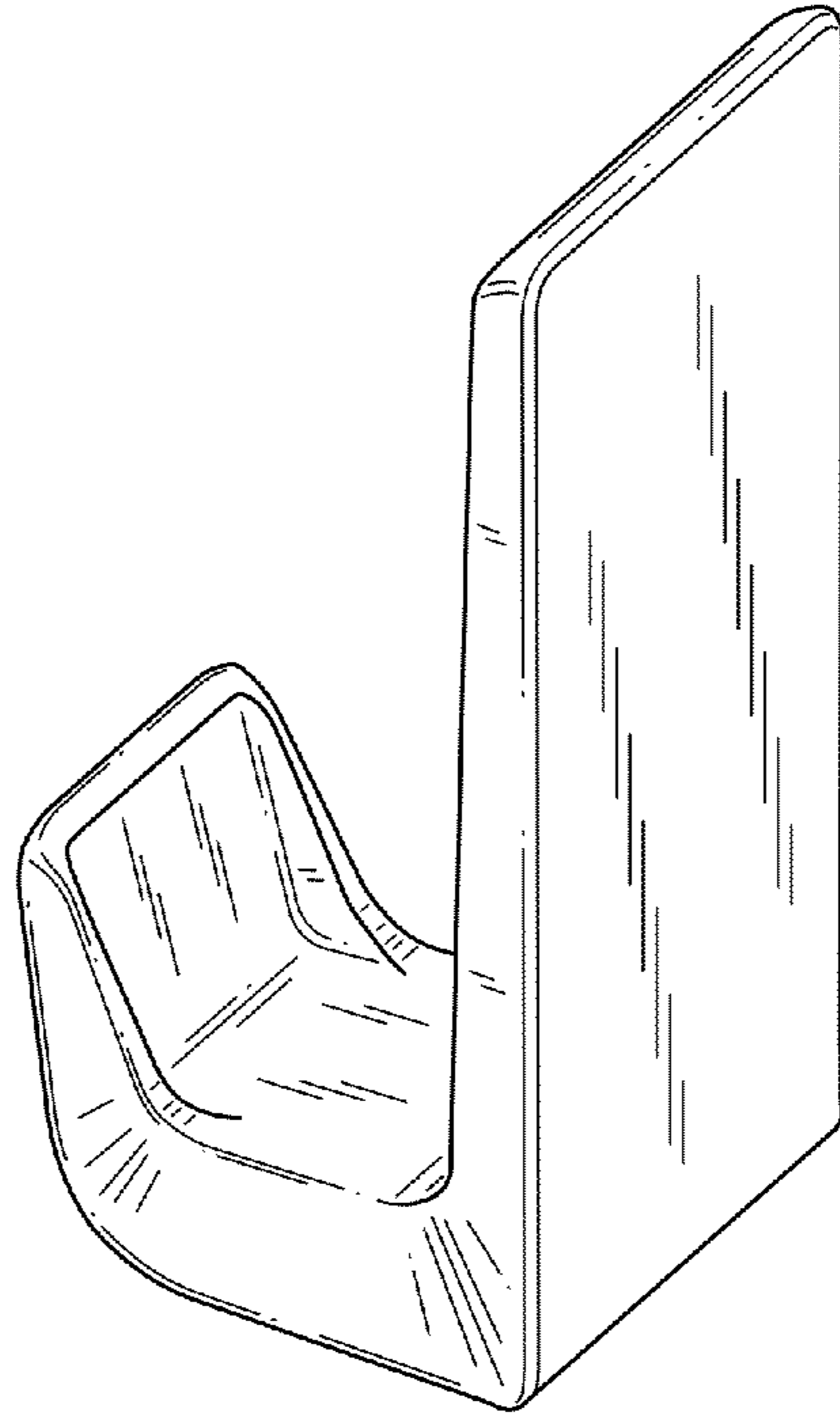


FIG. 1

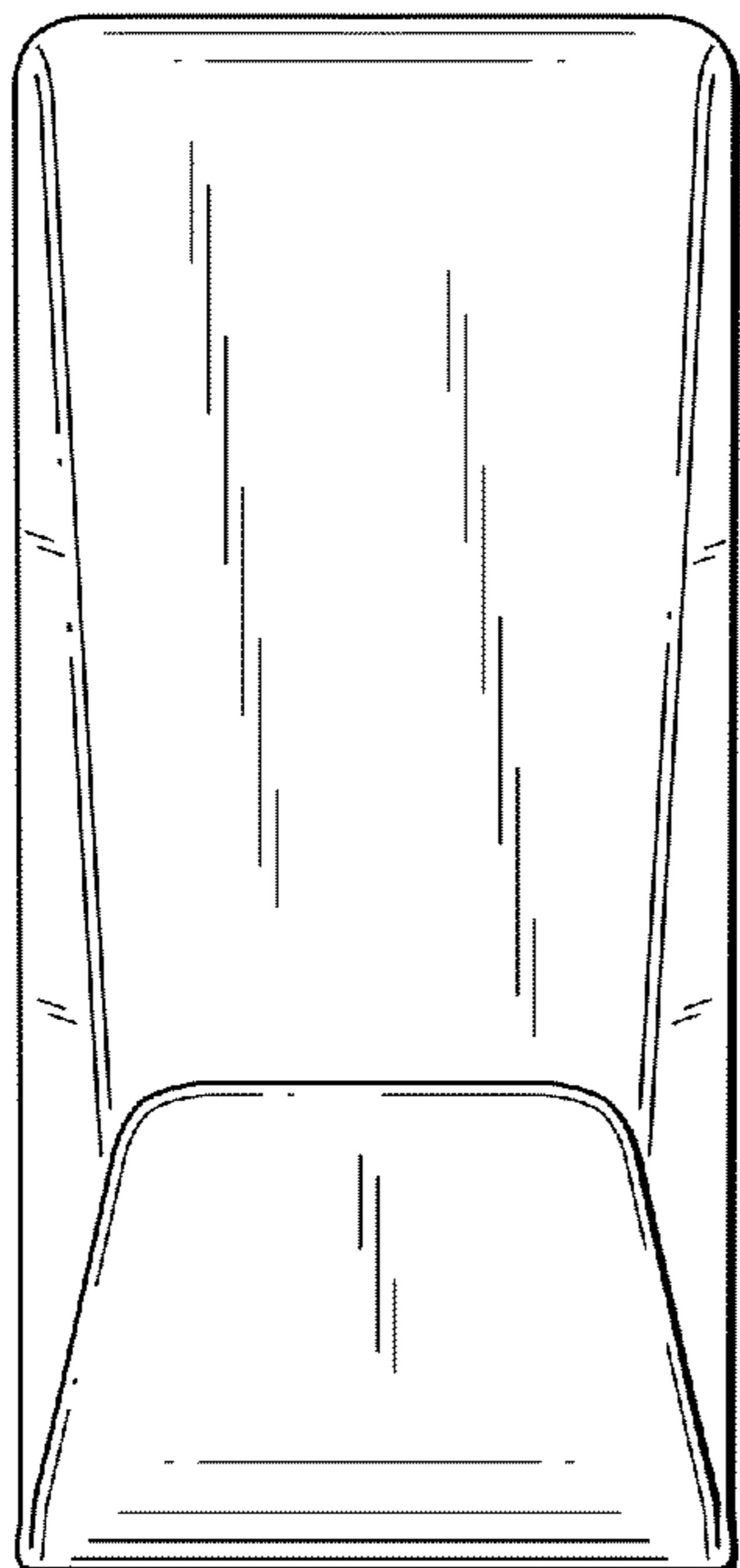


FIG. 2




FIG. 3




FIG. 4




FIG. 5




FIG. 6