

US00D697359S

(12) **United States Design Patent**
Meda et al.

(10) **Patent No.:** **US D697,359 S**
(45) **Date of Patent:** **** Jan. 14, 2014**

(54) **INDUCTION COOKER**

(75) Inventors: **Samuele Meda**, Porcia (IT); **Jan Ctvrtnik**, Porcia (IT)

(73) Assignee: **Electrolux Home Products Corporation N.V.** (BE)

(**) Term: **14 Years**

(21) Appl. No.: **29/419,617**

(22) Filed: **Apr. 30, 2012**

(30) **Foreign Application Priority Data**

Oct. 28, 2011 (EM) 001939323

(51) **LOC (10) Cl.** **07-02**

(52) **U.S. Cl.**
USPC **D7/346**

(58) **Field of Classification Search**
USPC D7/323, 336, 337, 339, 340, 346, 347,
D7/348, 402-409, 387; D14/126, 335,
D14/336, 371; 126/39 A, 39 B, 39 J, 211,
126/214 A, 214 C, 217, 218, 215, 216,
126/152 R; 219/460.1-464.1, 506, 621, 622,
219/623, 624, 627, 480, 483, 445.1, 660,
219/665; 431/10; 307/104; 99/340, 342,
99/339; 432/176

See application file for complete search history.

(56) **References Cited**

U.S. PATENT DOCUMENTS

- 4,067,681 A * 1/1978 Reid et al. 431/10
- 4,264,805 A * 4/1981 Traut 219/452.12
- 5,400,765 A * 3/1995 Goldstein et al. 126/39 J
- 5,528,015 A * 6/1996 von Blanquet et al. 219/445.1
- D384,239 S * 9/1997 Wilsdorf D7/346
- 6,288,374 B1 * 9/2001 Eskildsen et al. 219/621
- D451,332 S * 12/2001 Busalt D7/346
- D469,304 S * 1/2003 Becker et al. D7/407

- D482,931 S * 12/2003 Staebler et al. D7/407
- D511,927 S * 11/2005 Grutzke et al. D7/346
- D542,597 S * 5/2007 Huxhold D7/407
- D606,358 S * 12/2009 Busalt et al. D7/346
- 7,690,374 B2 * 4/2010 Lee et al. 126/39 J
- D618,640 S * 6/2010 Won et al. D14/126
- 7,786,414 B2 * 8/2010 Schilling et al. 219/623
- D623,620 S * 9/2010 Kim et al. D14/126
- D626,926 S * 11/2010 Peng D14/126
- D634,721 S * 3/2011 Baek et al. D14/126
- D636,358 S * 4/2011 Kim et al. D14/126
- 2005/0189820 A1 * 9/2005 Blumenthal et al. 307/104
- 2011/0089162 A1 * 4/2011 Graber et al. 219/627

* cited by examiner

Primary Examiner — Caron D Veynar

Assistant Examiner — Martie K Holtje

(74) *Attorney, Agent, or Firm* — Banner & Witcoff, Ltd.

(57) **CLAIM**

The ornamental design for an induction cooker, as shown and described.

DESCRIPTION

FIG. 1 is a perspective view of an induction cooker showing our new design;

FIG. 2 is a top view thereof;

FIG. 3 is a front view thereof;

FIG. 4 is a rear view thereof;

FIG. 5 is a left side view thereof;

FIG. 6 is a right side view thereof;

FIG. 7 is a perspective view of an induction cooker showing an alternative embodiment of our new design;

FIG. 8 is a top view thereof;

FIG. 9 is a front view thereof;


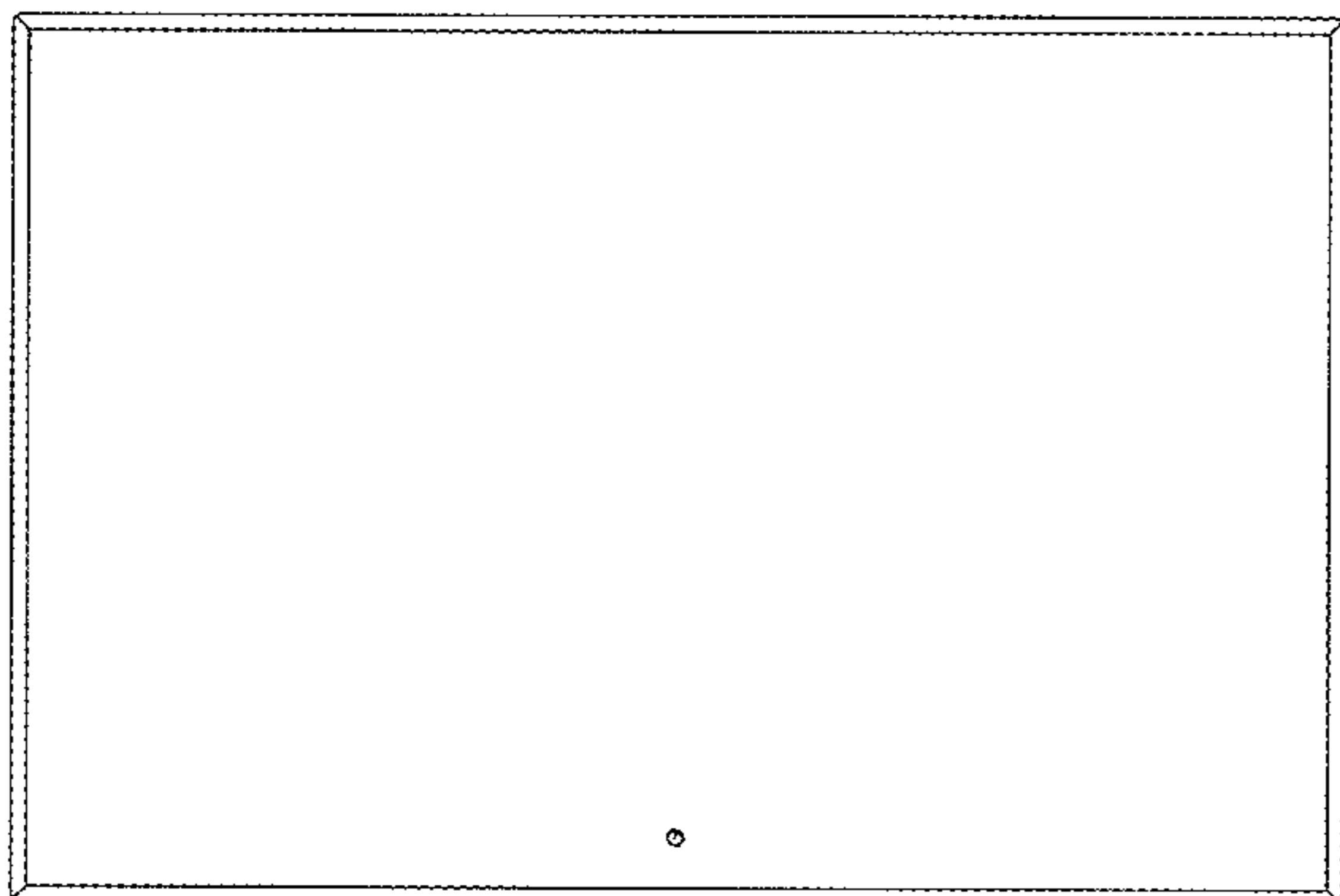
FIG. 10 is a rear view thereof;

FIG. 11 is a left side view thereof; and,

FIG. 12 is a right side view thereof.

The unshown bottom of the induction cooker forms no part of the claimed design.

1 Claim, 6 Drawing Sheets



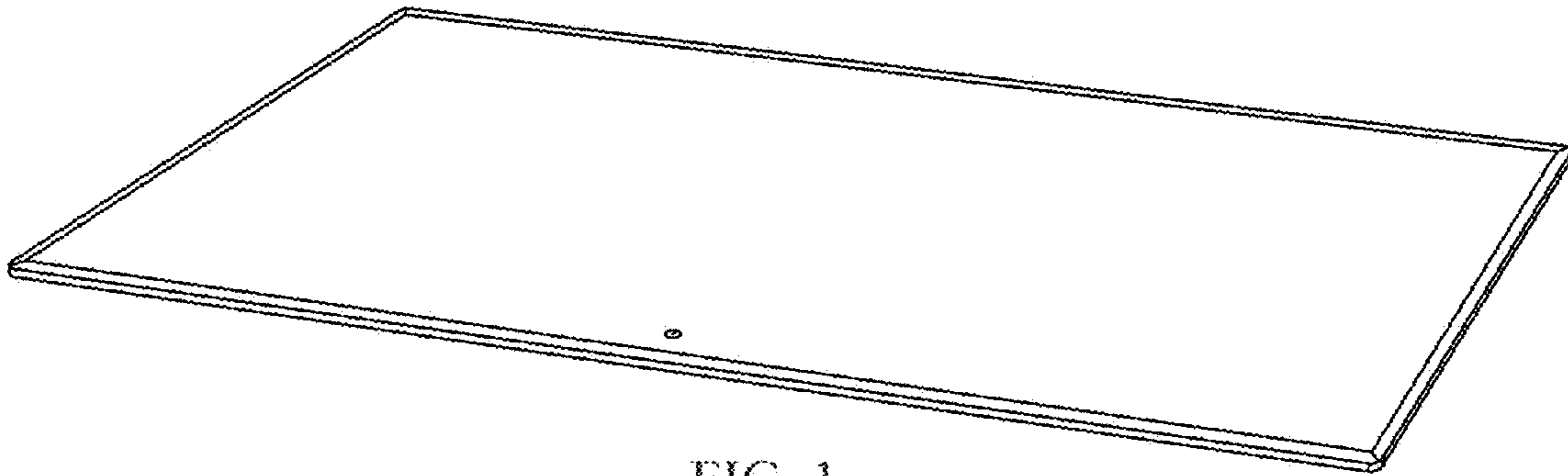


FIG. 1




FIG. 2

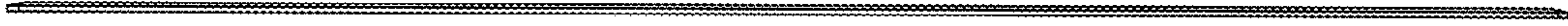


FIG. 3




FIG. 4

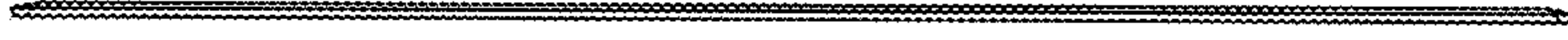


FIG. 5

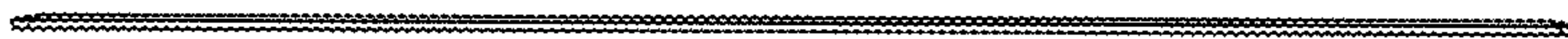


FIG. 6

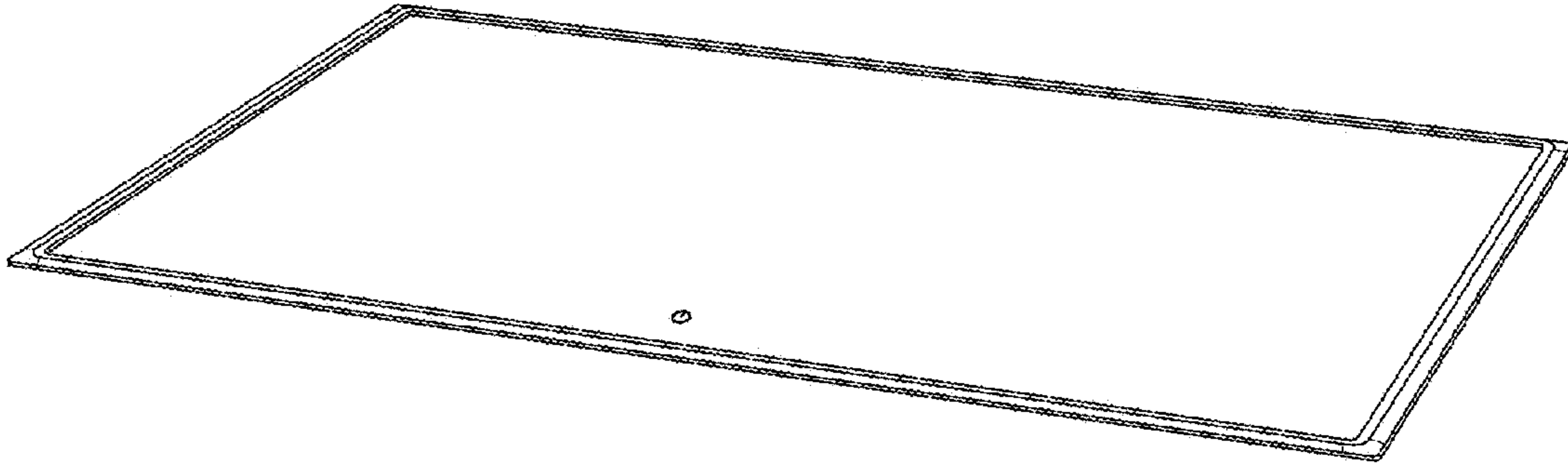


FIG. 7




FIG. 8



FIG. 9




FIG. 10




FIG. 11




FIG. 12