



US00D697354S

(12) **United States Design Patent**
Kauer

(10) **Patent No.:** **US D697,354 S**
(45) **Date of Patent:** **** Jan. 14, 2014**

(54) **DRINK MIXER AND DISPENSER**

D625,541 S * 10/2010 Kauer D7/300.1
D630,037 S * 1/2011 Kauer D7/300.1
D657,629 S * 4/2012 Olson et al. D7/510

(76) Inventor: **Frank Kauer**, Kwun Tong (HK)

* cited by examiner

(**) Term: **14 Years**

Primary Examiner — Marianne Pandozzi

(21) Appl. No.: **29/414,157**

(74) *Attorney, Agent, or Firm* — Henry B. Ward, III

(22) Filed: **Feb. 24, 2012**

(57) **CLAIM**

The ornamental design for a drink mixer and dispenser, as shown and described.

(30) **Foreign Application Priority Data**

DESCRIPTION

Oct. 21, 2011 (EP) 001936196-0001

(51) **LOC (10) Cl.** **07-01**

(52) **U.S. Cl.**
USPC **D7/300.1; D7/510**

(58) **Field of Classification Search**
USPC D7/300.1, 510, 511, 509, 523; D9/523,
D9/445; 220/715, 568; 222/570, 547
See application file for complete search history.

FIG. 1 is a front, top and right-side-perspective view of a drink mixer and dispenser;
FIG. 2 is a front-elevational view thereof;
FIG. 3 is a rear-elevational view thereof;
FIG. 4 is a right-side-elevational view thereof;
FIG. 5 is a left-side-elevational view thereof;
FIG. 6 is a top-plan view thereof; and,
FIG. 7 is a bottom-plan view thereof.

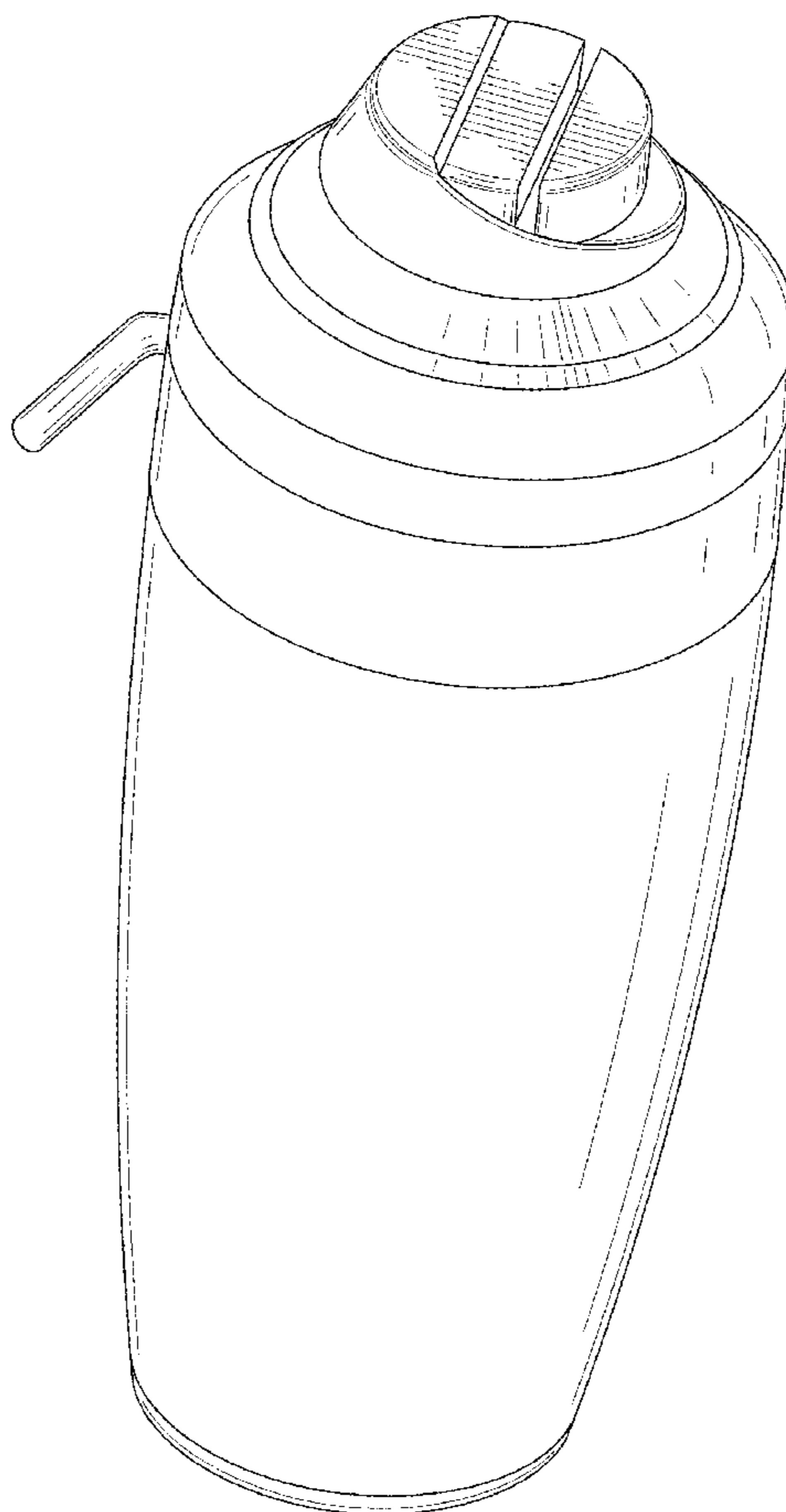
(56) **References Cited**

U.S. PATENT DOCUMENTS

D156,679 S * 12/1949 Stiles D7/379
D499,342 S * 12/2004 Klitsner et al. D9/502
D608,655 S * 1/2010 Brewer et al. D9/689

The broken lines shown in the drawings are shown for illustrative purposes only and form no part of the claimed design. In addition, the surface shading, if any, illustrated in the drawings is provided merely to highlight the contour of the design; it is not intended to be illustrative of texture or gloss.

1 Claim, 7 Drawing Sheets



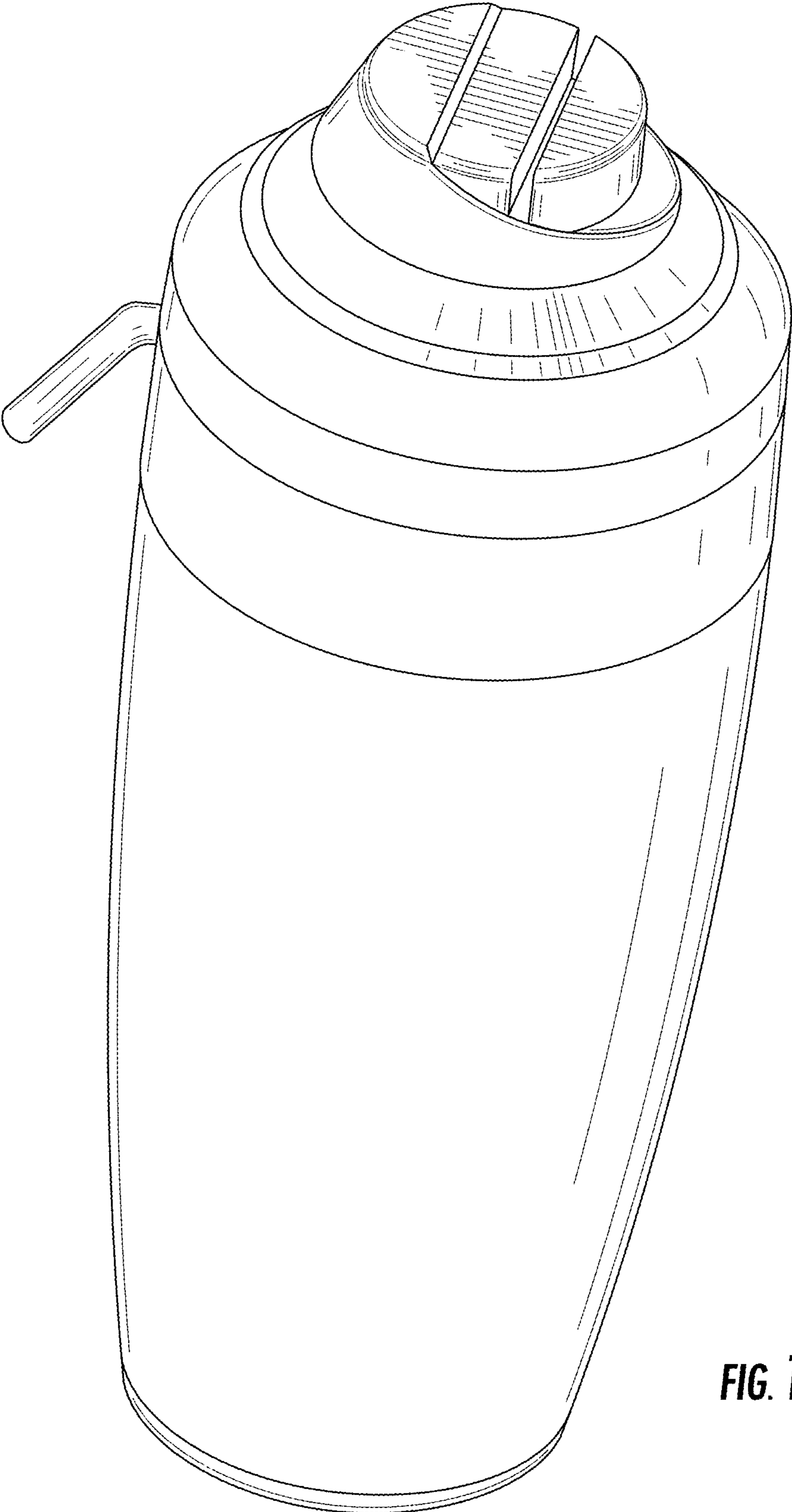


FIG. 1




FIG. 2




FIG. 3




FIG. 4



FIG. 5

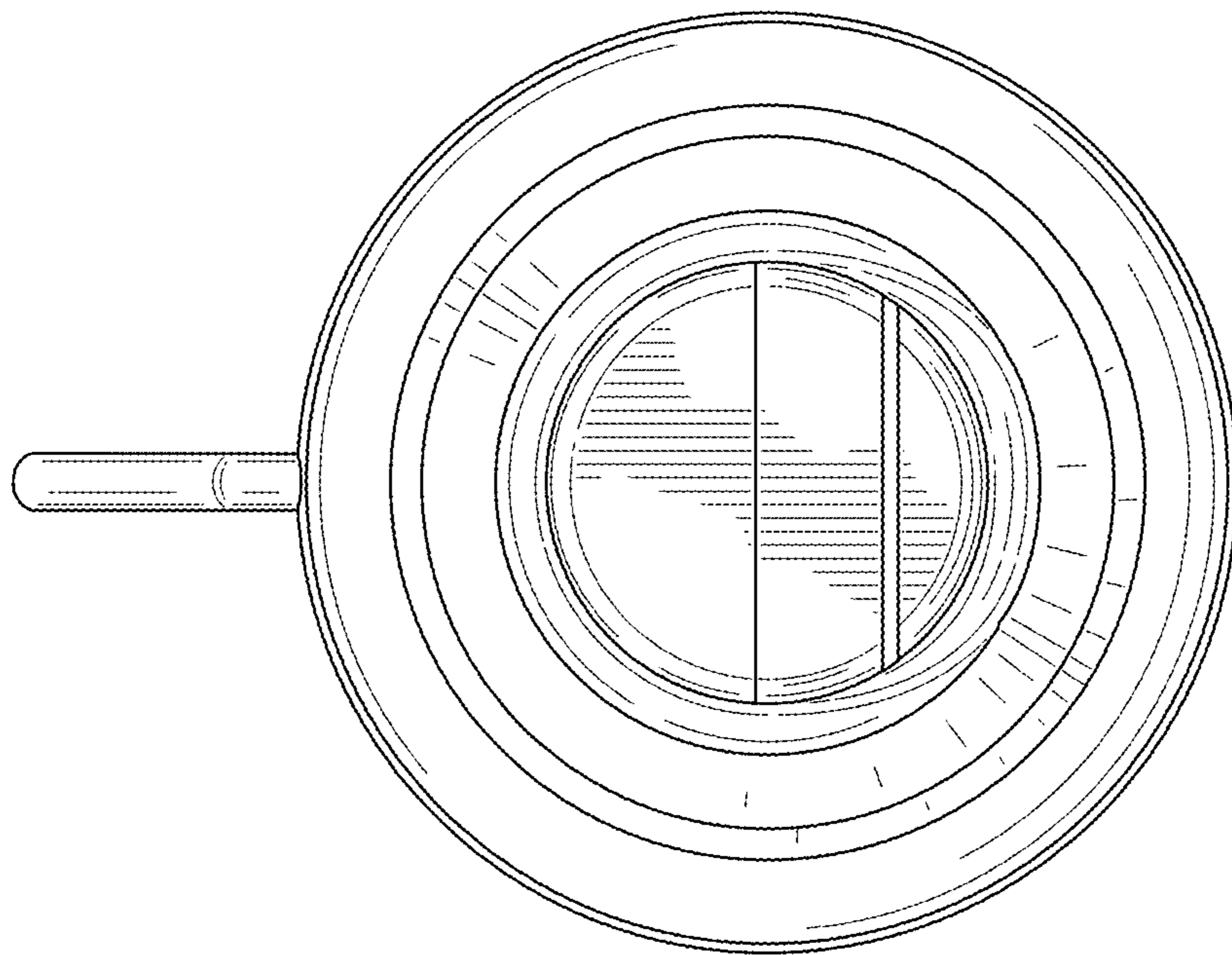


FIG. 6

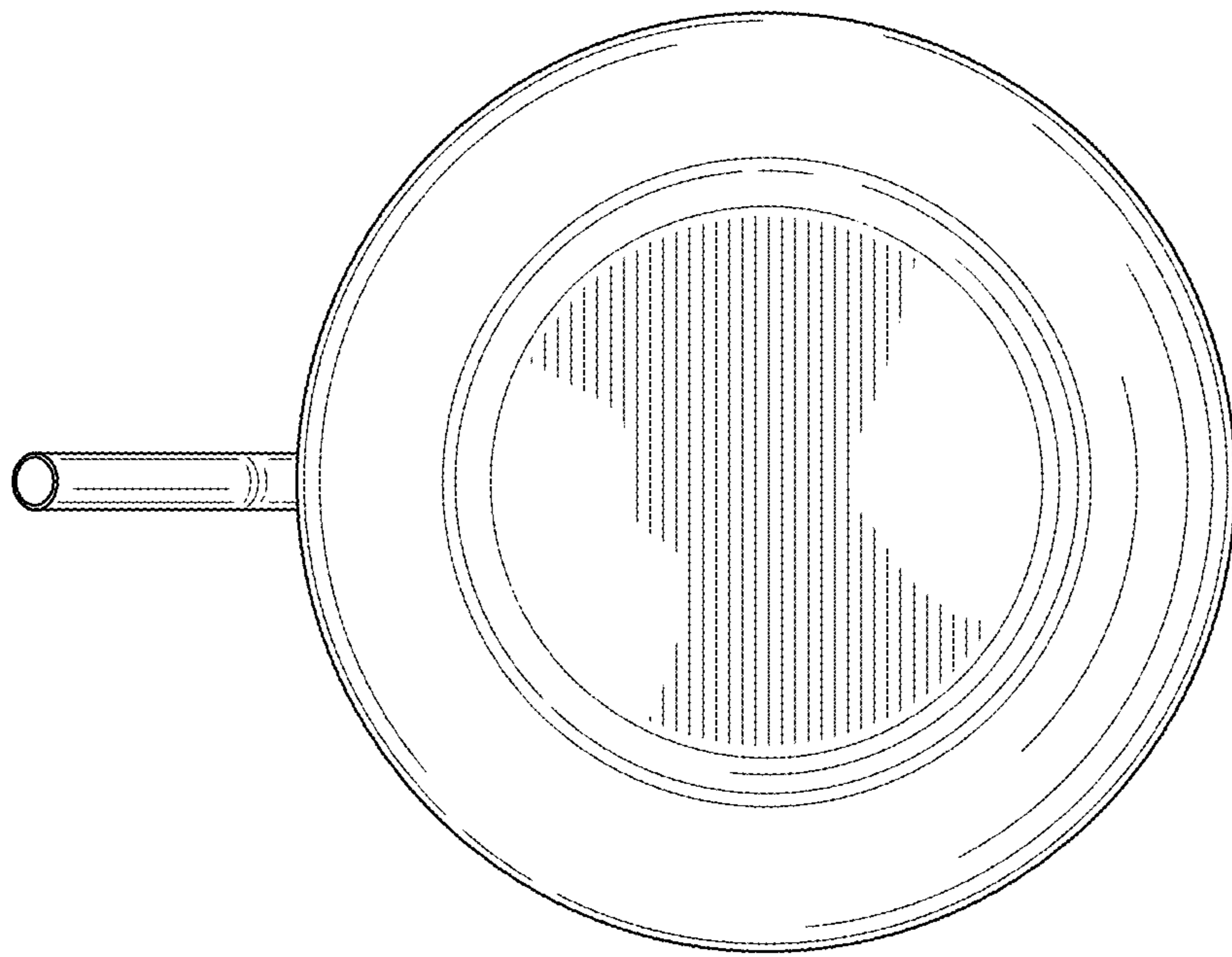


FIG. 7