

US00D697346S

(12) **United States Design Patent**
Wysock

(10) **Patent No.:** **US D697,346 S**
(45) **Date of Patent:** **** Jan. 14, 2014**

- (54) **CABINET DOOR FACING**
- (71) Applicant: **Masonite Corporation**, Tampa, FL (US)
- (72) Inventor: **Gregory J. Wysock**, Sycamore, IL (US)
- (73) Assignee: **Masonite Corporation**, Tampa, FL (US)
- (**) Term: **14 Years**
- (21) Appl. No.: **29/436,877**
- (22) Filed: **Nov. 9, 2012**
- (51) **LOC (10) Cl.** **06-06**
- (52) **U.S. Cl.**
USPC **D6/703**
- (58) **Field of Classification Search**
USPC D6/657, 660, 663, 664, 664.1, 671,
D6/671.1, 671.2, 671.3, 703, 703.2, 703.3,
D6/705.5, 705.7; 312/107, 109, 114,
312/138.1, 204, 224, 257.1, 265.3, 265.6,
312/293.2, 384.4
See application file for complete search history.

- D463,680 S * 10/2002 Stanton D6/671
- D479,058 S * 9/2003 Walker D6/671
- D511,425 S * 11/2005 Katz et al. D6/671.1
- D557,938 S * 12/2007 Thompson D6/660
- D560,928 S * 2/2008 Draheim D6/671
- D594,249 S * 6/2009 Newton D6/671.1

* cited by examiner

Primary Examiner — Mimoso De
(74) *Attorney, Agent, or Firm* — Berenato & White, LLC

(57) **CLAIM**
The ornamental design for a cabinet door facing, as shown and described.

DESCRIPTION

FIG. 1 is a perspective view of my design;
FIG. 2 is a front elevational view;
FIG. 3 is a rear elevational view;
FIG. 4 is a top elevational view;
FIG. 5 is a bottom elevational view;
FIG. 6 is a cross-sectional view taken along line 6-6 of FIG. 2;
FIG. 7 is an enlarged, fragmentary view of the cross-section of FIG. 6;
FIG. 8 is a left-side elevational view;
FIG. 9 is a right-side elevational view; and,
FIG. 10 is a cross-sectional view taken along line 6-6 of FIG. 2.

1 Claim, 5 Drawing Sheets

- (56) **References Cited**
U.S. PATENT DOCUMENTS
D221,089 S * 7/1971 Gartland D6/671.1
4,853,062 A * 8/1989 Gartland D6/703
D392,127 S * 3/1998 Paus D6/703
D434,581 S * 12/2000 Spann, Jr. D6/671

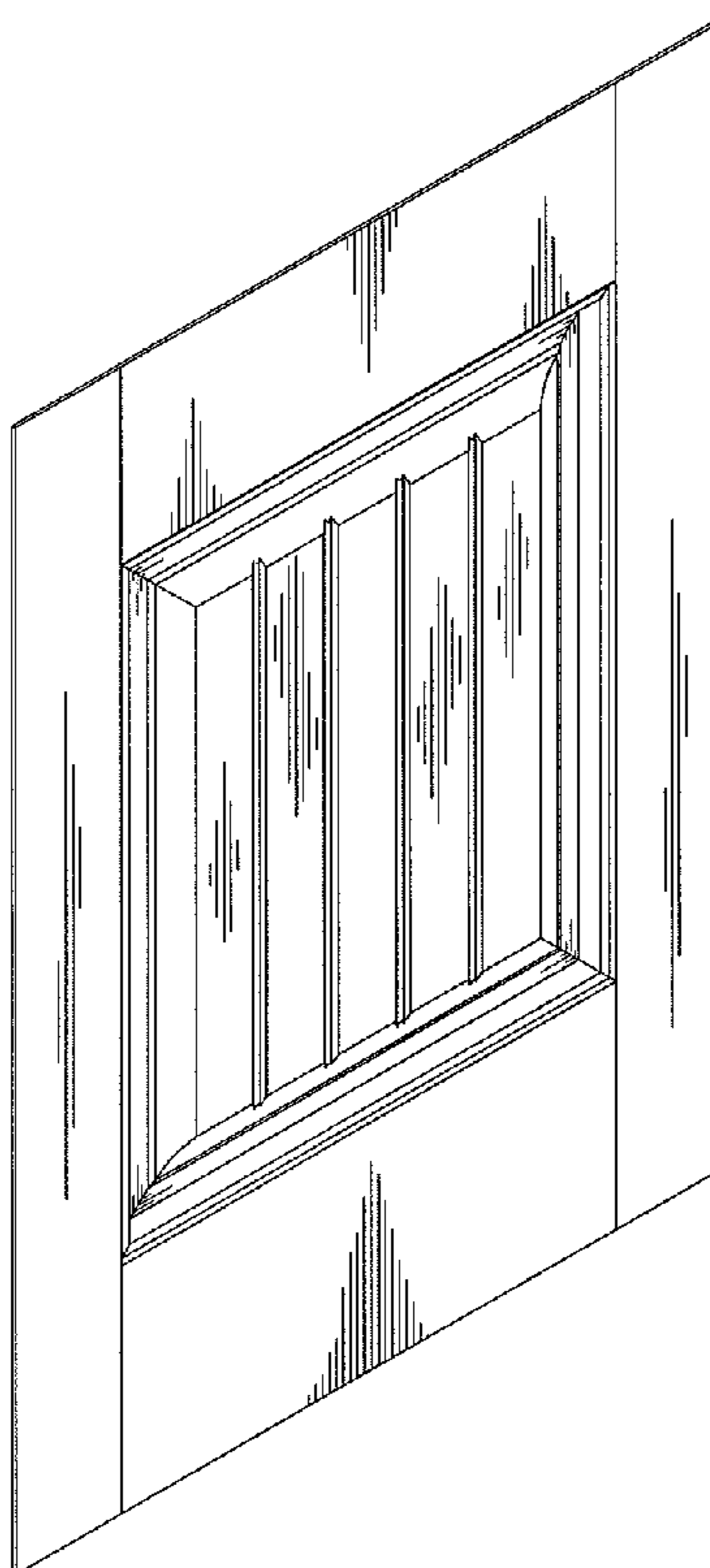


Fig. 1

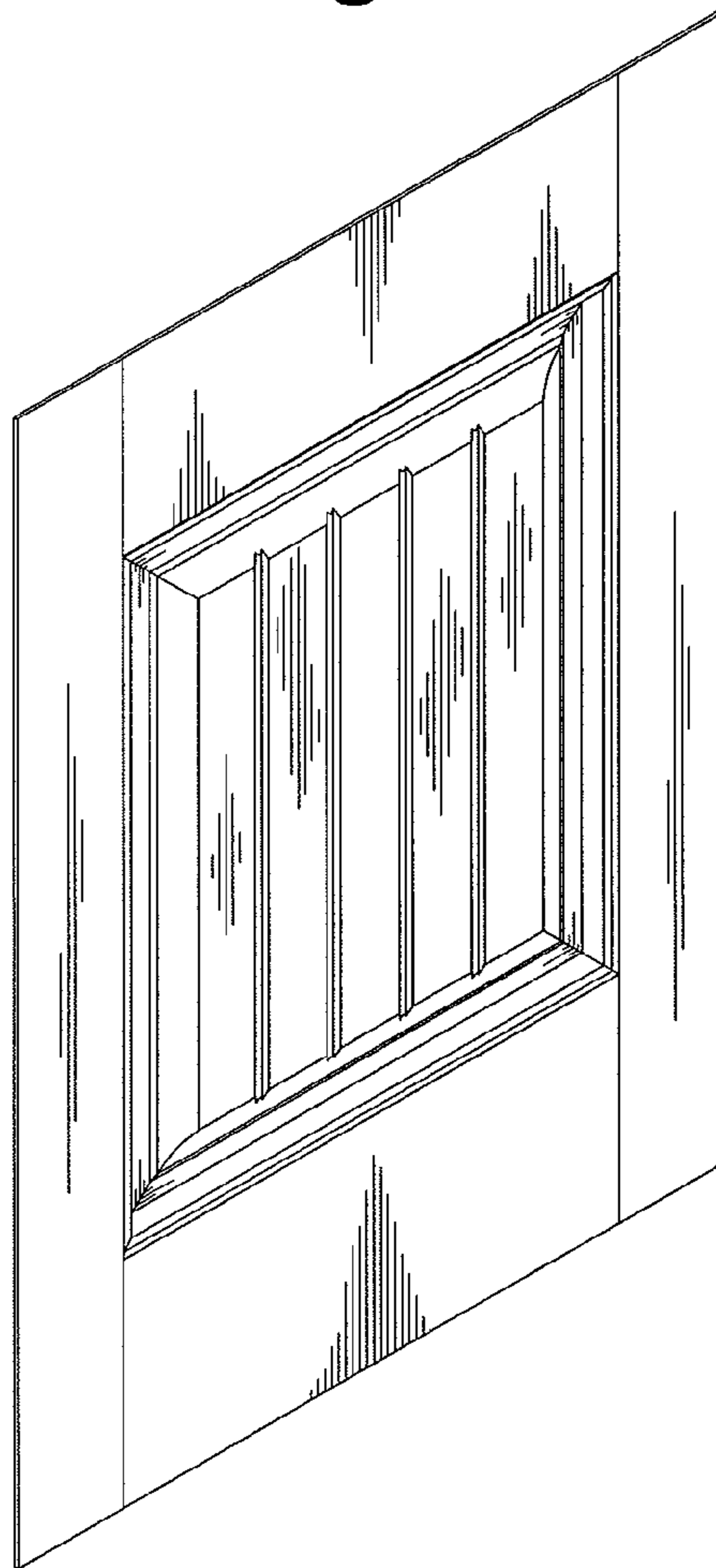


Fig. 2

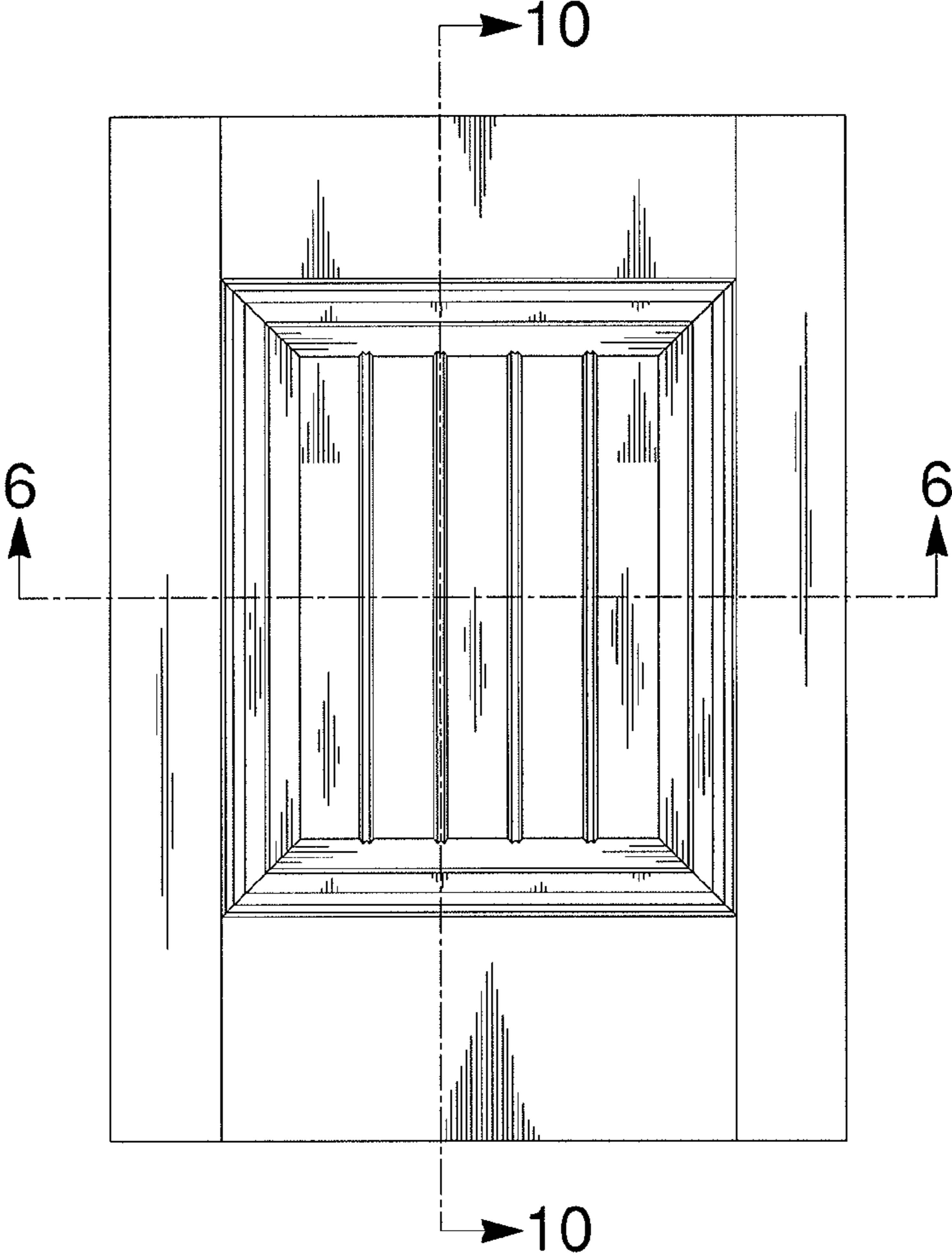


Fig. 3

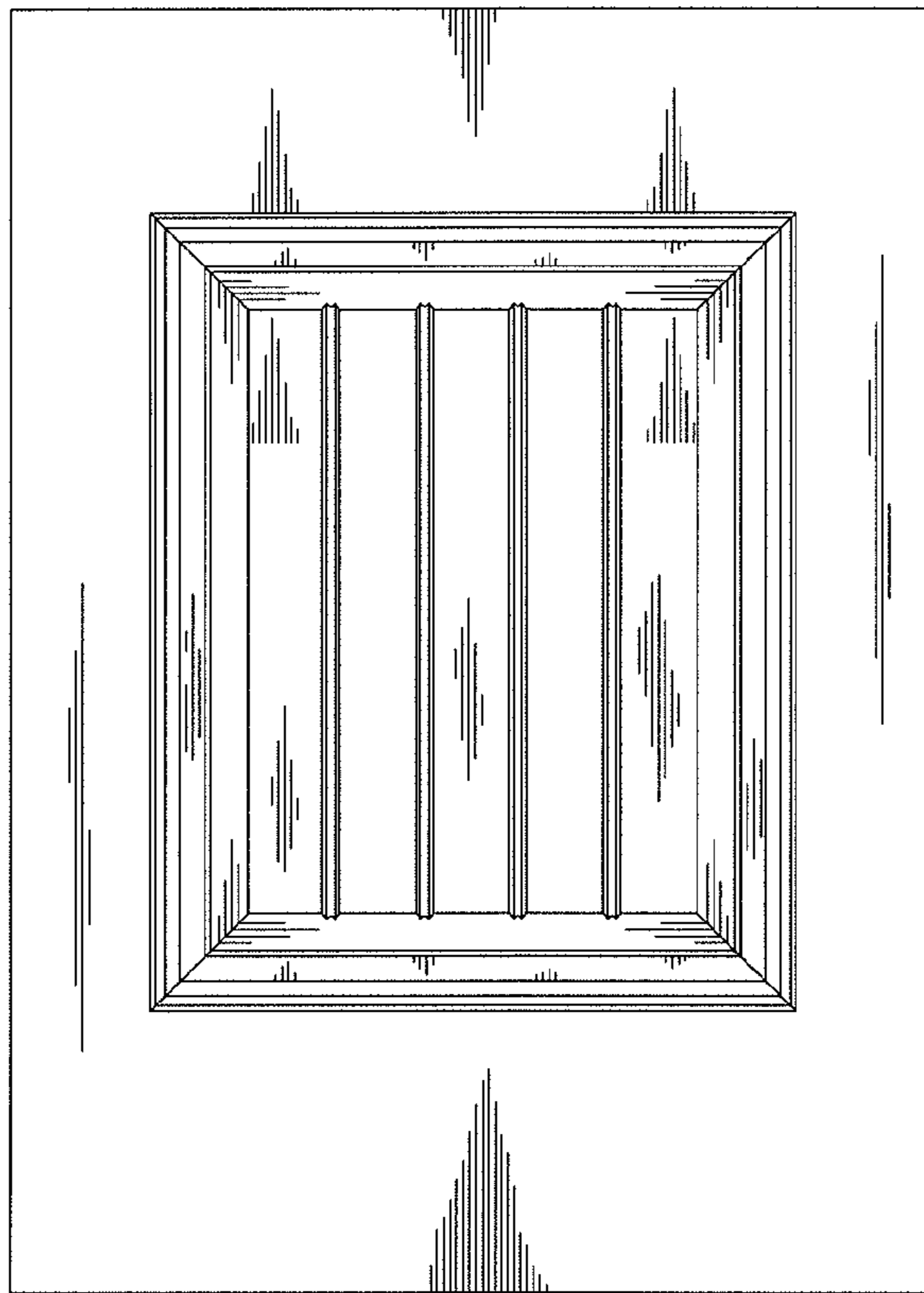


Fig. 4

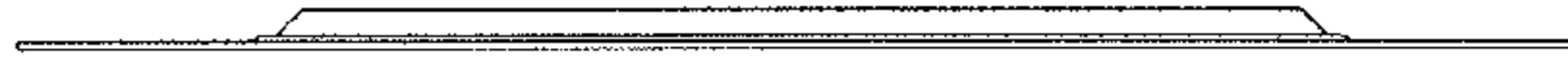


Fig. 5




Fig. 6

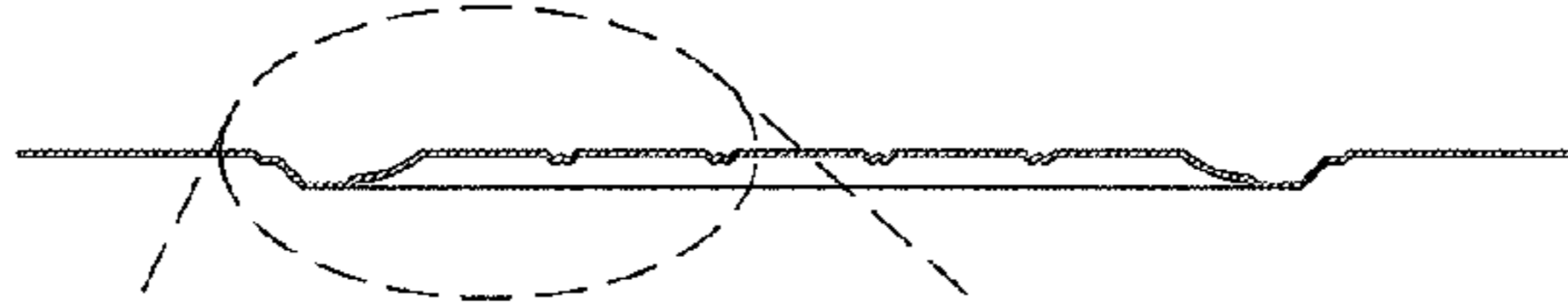


Fig. 7

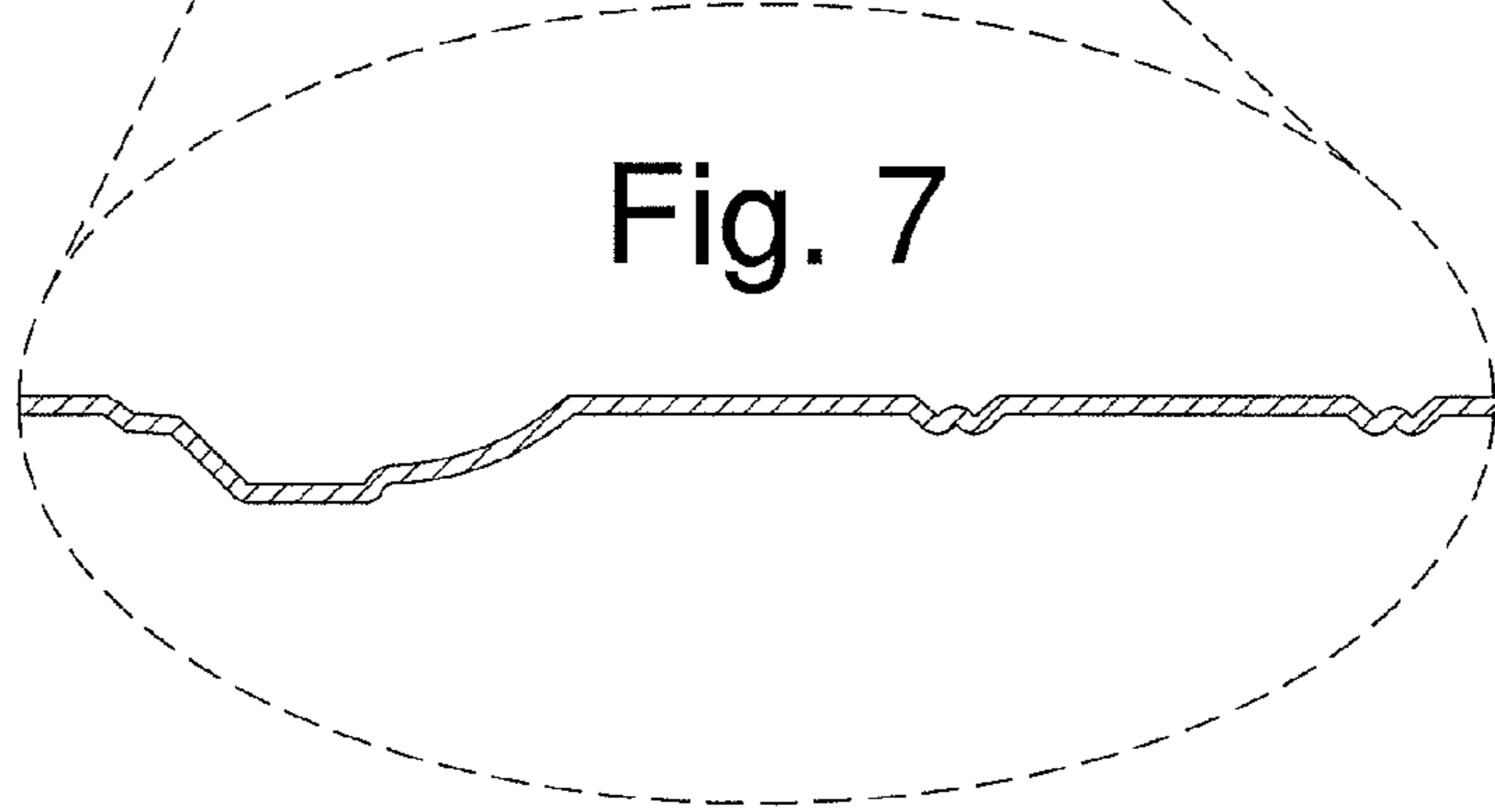


Fig. 8



Fig. 9



Fig. 10

