



US00D697328S

(12) **United States Design Patent**
Keen et al.

(10) **Patent No.:** **US D697,328 S**
(45) **Date of Patent:** **** Jan. 14, 2014**

(54) **UPRIGHT SEAT**

(75) Inventors: **Martin Keen**, Jamestown, RI (US);
Ryan M. Coyle, Providence, RI (US);
Diau P. Hall, Cranston, RI (US); **Justin W. Sirotin**, Providence, RI (US)

(73) Assignee: **FocalUpright Furniture, LLC**,
Jamestown, RI (US)

(**) Term: **14 Years**

(21) Appl. No.: **29/422,095**

(22) Filed: **May 16, 2012**

(51) **LOC (10) Cl.** **06-01**

(52) **U.S. Cl.**
USPC **D6/353**

(58) **Field of Classification Search**
USPC D6/330, 334–336, 338, 340–355, 360,
D6/363–365, 367–373, 645, 656, 658, 665,
D6/674, 675.5, 676, 716.1–716.6, 717,
D6/717.2; 297/461, 462, 115, 116, 135,
297/160–162; D12/111, 107

See application file for complete search history.

(56) **References Cited**

U.S. PATENT DOCUMENTS

483,266 A	9/1892	Schindler	
1,209,254 A	12/1916	Blizard	
1,731,375 A	10/1929	Engers	
2,551,996 A	5/1951	Cherubini	
D184,602 S *	3/1959	Chamness	D6/354
3,312,437 A	4/1967	Barth	
3,704,847 A	12/1972	Schmitt	
4,099,697 A	7/1978	Von Schuckmann	
4,130,263 A	12/1978	Roericht	
D271,352 S *	11/1983	De Boer	D6/349
D277,722 S *	2/1985	Gusrud	D6/340
D291,264 S *	8/1987	Mengshoel et al.	D6/335
4,685,733 A	8/1987	Machate et al.	

D292,454 S *	10/1987	Rykken	D6/335
4,738,487 A	4/1988	Shalinsky et al.	
5,042,716 A	8/1991	Robbins	
D319,928 S *	9/1991	Weimholt	D6/330

(Continued)

FOREIGN PATENT DOCUMENTS

DE	8206113 U1	8/1982
DE	8416541 U1	8/1984

(Continued)

OTHER PUBLICATIONS

The Back Store, Barry Bennett Ltd., “Kango Stand Up Stool”, http://shop.barrybennett.co.uk/Kango-Stand-Up_Stool_Height_Rangbe_70-90cm/product/82567/9710101/—accessed: Oct. 14, 2011.

(Continued)

Primary Examiner — Susan Bennett Hattan

Assistant Examiner — Vy Koenig

(74) *Attorney, Agent, or Firm* — Barlow, Josephs & Holmes, Ltd.

(57) **CLAIM**

The ornamental design for an upright seat, as shown.

DESCRIPTION

FIG. 1 is a perspective view of the upright seat showing the new design;

FIG. 2 is a front view thereof;

FIG. 3 is a rear view thereof;

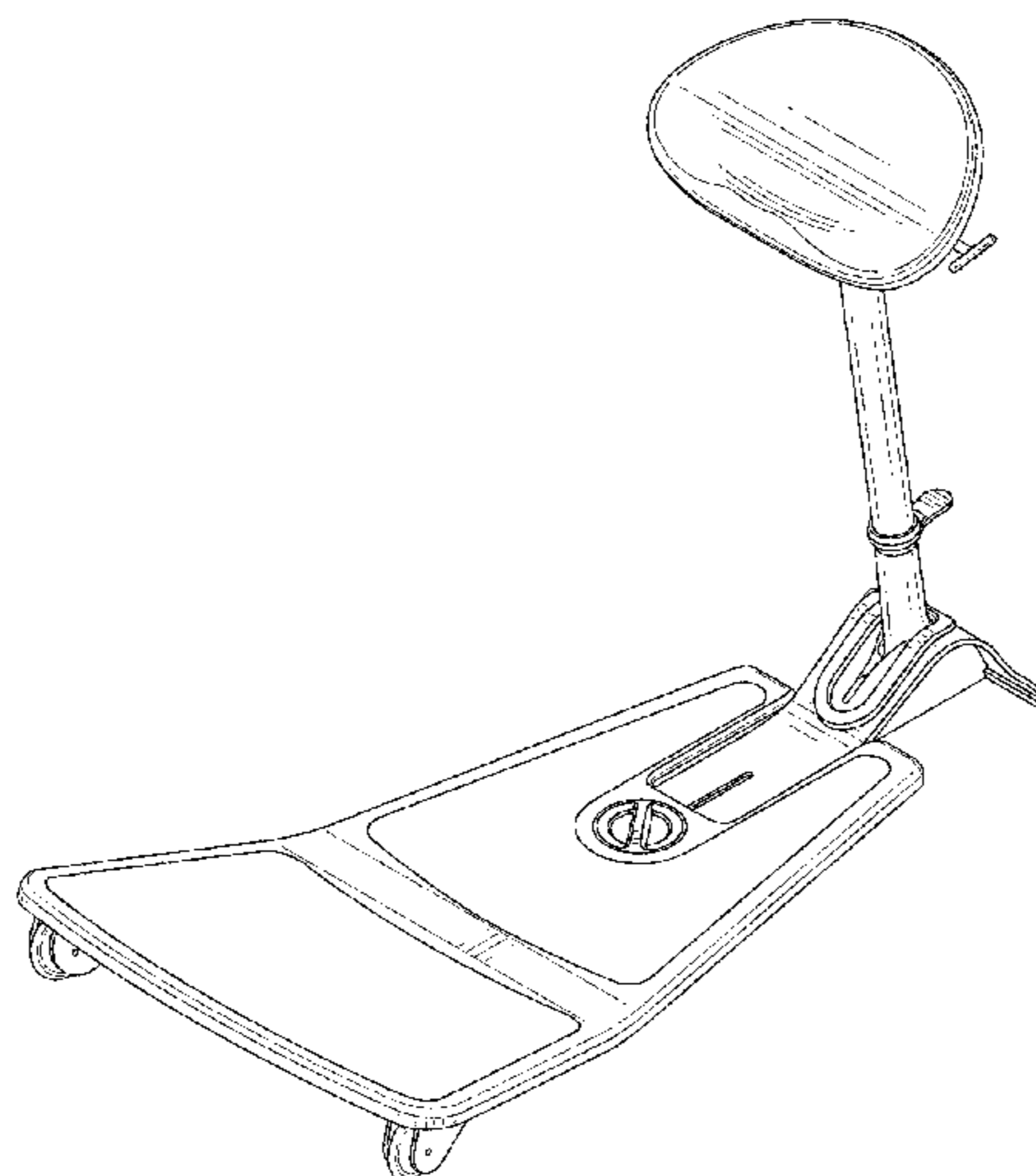
FIG. 4 is a right side view thereof;

FIG. 5 is a left side view thereof;

FIG. 6 is a top view thereof; and,

FIG. 7 is a bottom view thereof; the features shown in broken lines depict environment and form no part of the claimed design.

1 Claim, 7 Drawing Sheets



(56)

References Cited

U.S. PATENT DOCUMENTS

5,054,852 A 10/1991 Tholkes
 5,149,174 A 9/1992 Charash
 5,295,728 A 3/1994 Schaevitz
 5,303,981 A 4/1994 Wilder et al.
 D349,820 S 8/1994 Schaevitz
 5,409,296 A 4/1995 Barile
 D370,569 S * 6/1996 Opsvik D6/360
 5,630,648 A 5/1997 Allard et al.
 D383,621 S * 9/1997 Corpuz, Jr. D6/418
 6,088,946 A 7/2000 Simmons
 D467,745 S 12/2002 Ryan
 6,644,748 B2 11/2003 Tholkes et al.
 6,679,554 B2 1/2004 Anders
 6,793,284 B1 9/2004 Johnson et al.
 6,820,936 B2 11/2004 Wilkerson et al.
 6,997,511 B2 2/2006 Marchand et al.
 7,293,825 B2 11/2007 Wergara et al.
 7,314,248 B2 1/2008 Mabon et al.
 7,367,623 B2 5/2008 Tholkes et al.
 7,401,856 B2 7/2008 Marchand et al.
 7,478,878 B2 1/2009 Oettinger
 D586,573 S * 2/2009 Saitou D6/349
 7,614,639 B2 11/2009 Tholkes et al.
 D628,405 S * 12/2010 Pippin D6/418

FOREIGN PATENT DOCUMENTS

EP 1932451 A1 6/2008
 JP 2002028043 A 1/2002
 WO 2008034529 A2 3/2008

OTHER PUBLICATIONS

Workalicious, "Stitz Task Stool by Wilkhahn", "http://www.workalicious.org/2009/04/sitz-task-stool-by-wilkhahn_4209.html"—accessed: Oct. 14, 2011.
 Advantage Branch & Office Systems, "The Advantage Branch ErgoMatrix Chair", <http://advantagebranch.com/Chair.html>.
 Nextag, "Rhino STOHI Sit/Stand Stool with Cleanroom Option", <http://www.nextag.com/RhinoStoh1-Sit-Stand-544620106/prices.html>—accessed: Mar. 21, 2012.
 Swopper.com.au, "Muvman Sit Stand Chair", <http://www.swopper.com.au/muvman.php>—accessed: Mar. 21, 2012.
 US Dept. of Labor—OSHA, "Sit Stand Stools", http://www.osha.gov/SLTC/etools/poultry/additional_material.html—accessed: Mar. 21, 2012.

* cited by examiner

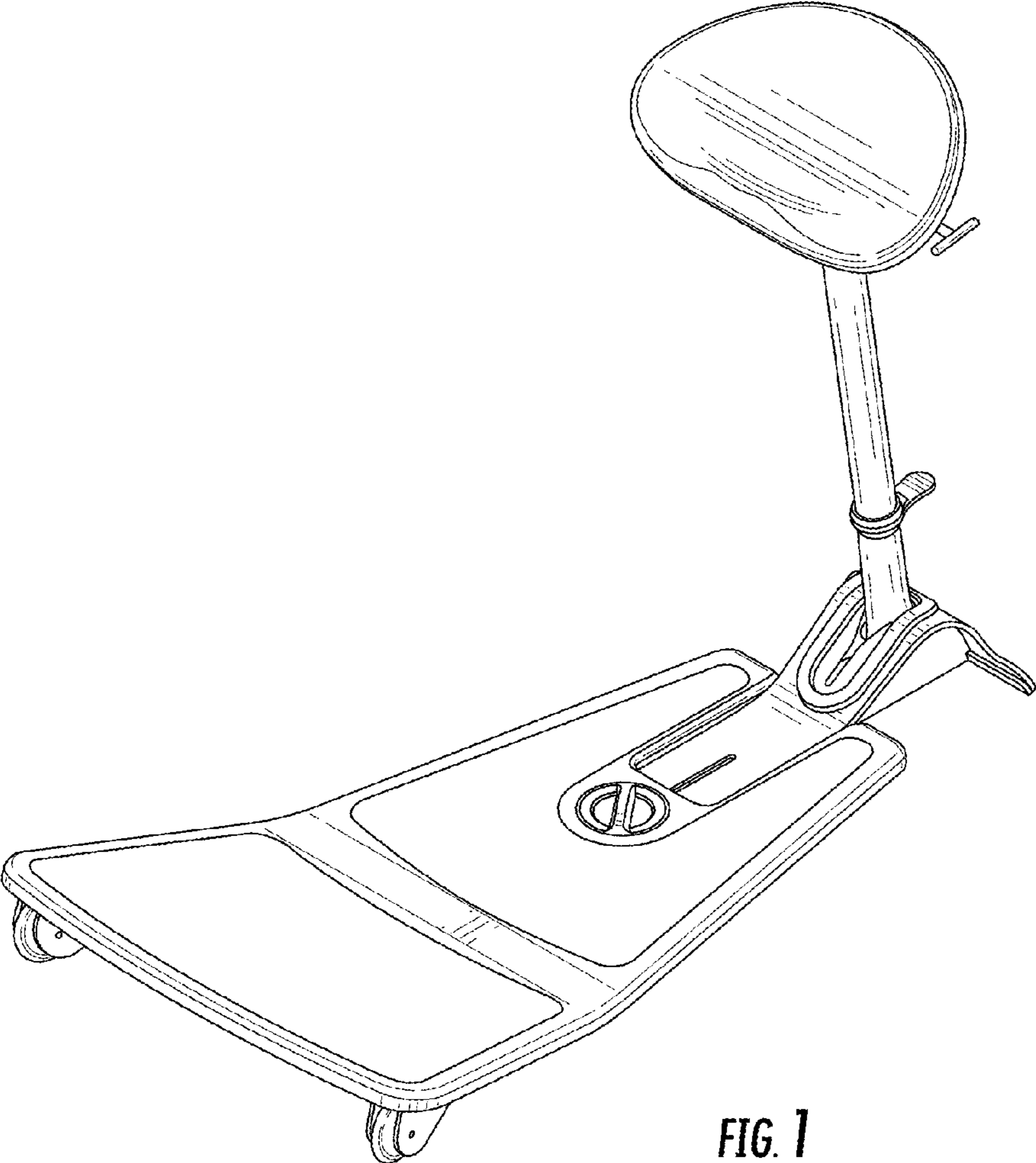


FIG. 1

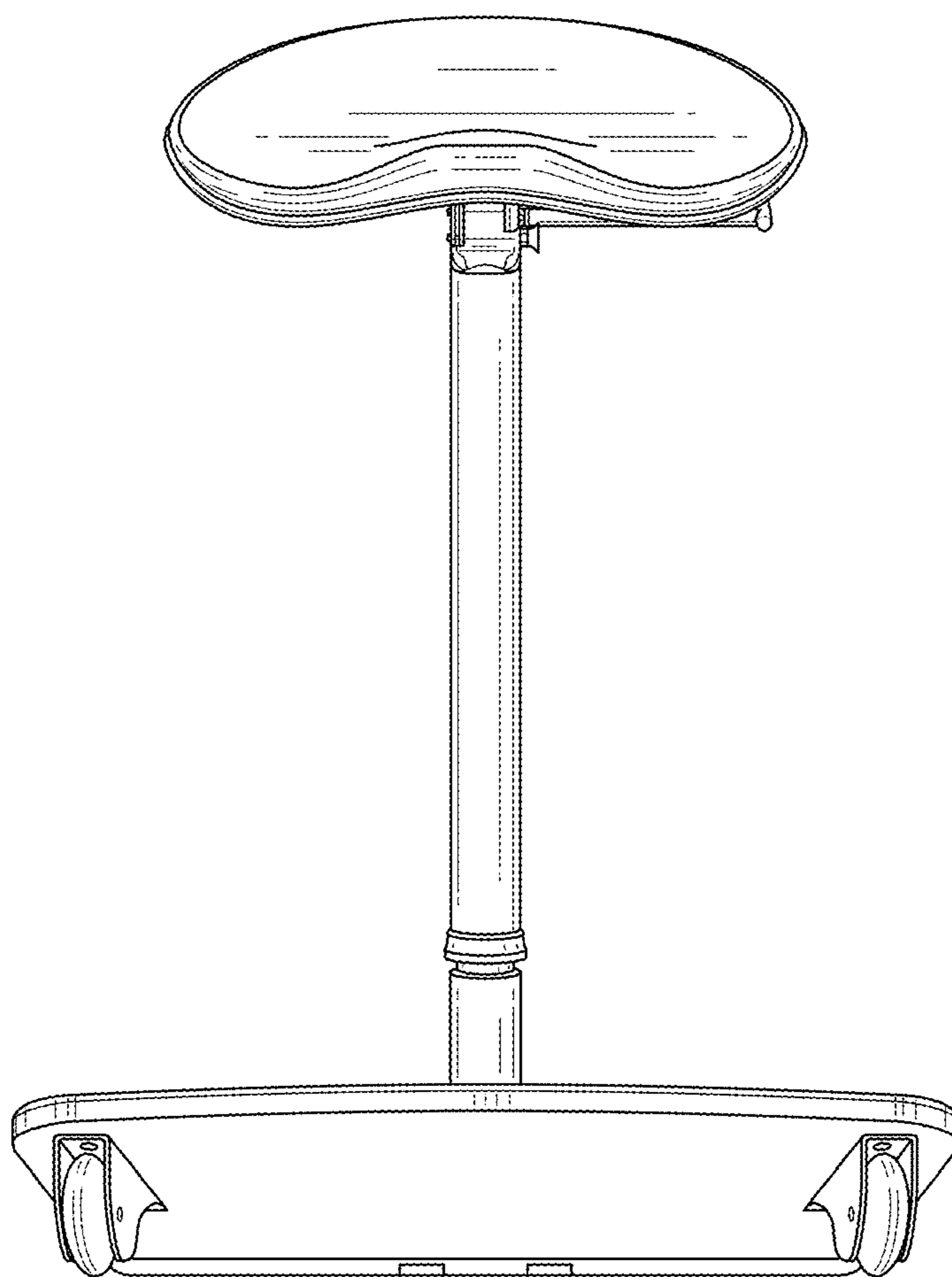


FIG. 2




FIG. 3

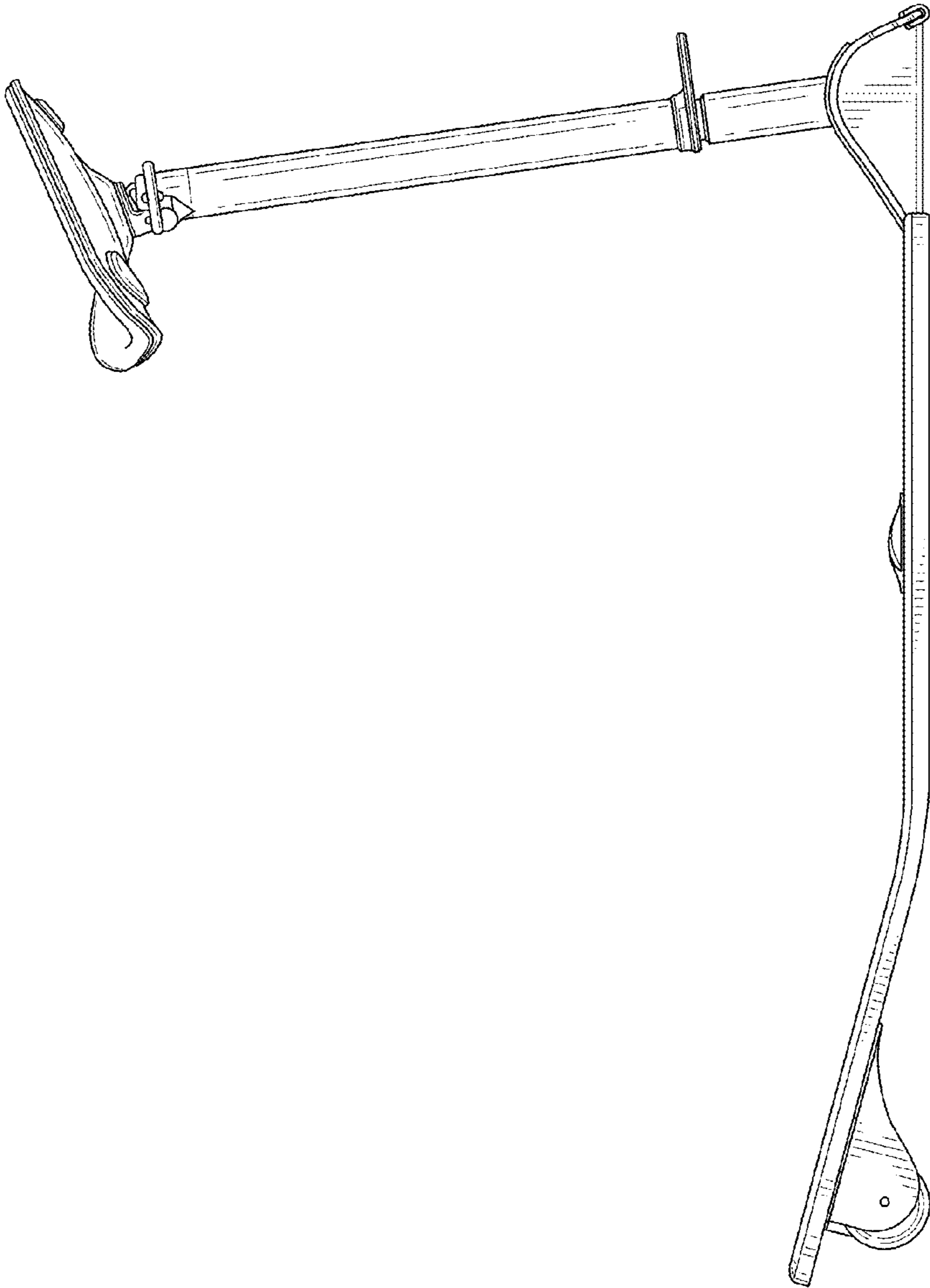


FIG. 4

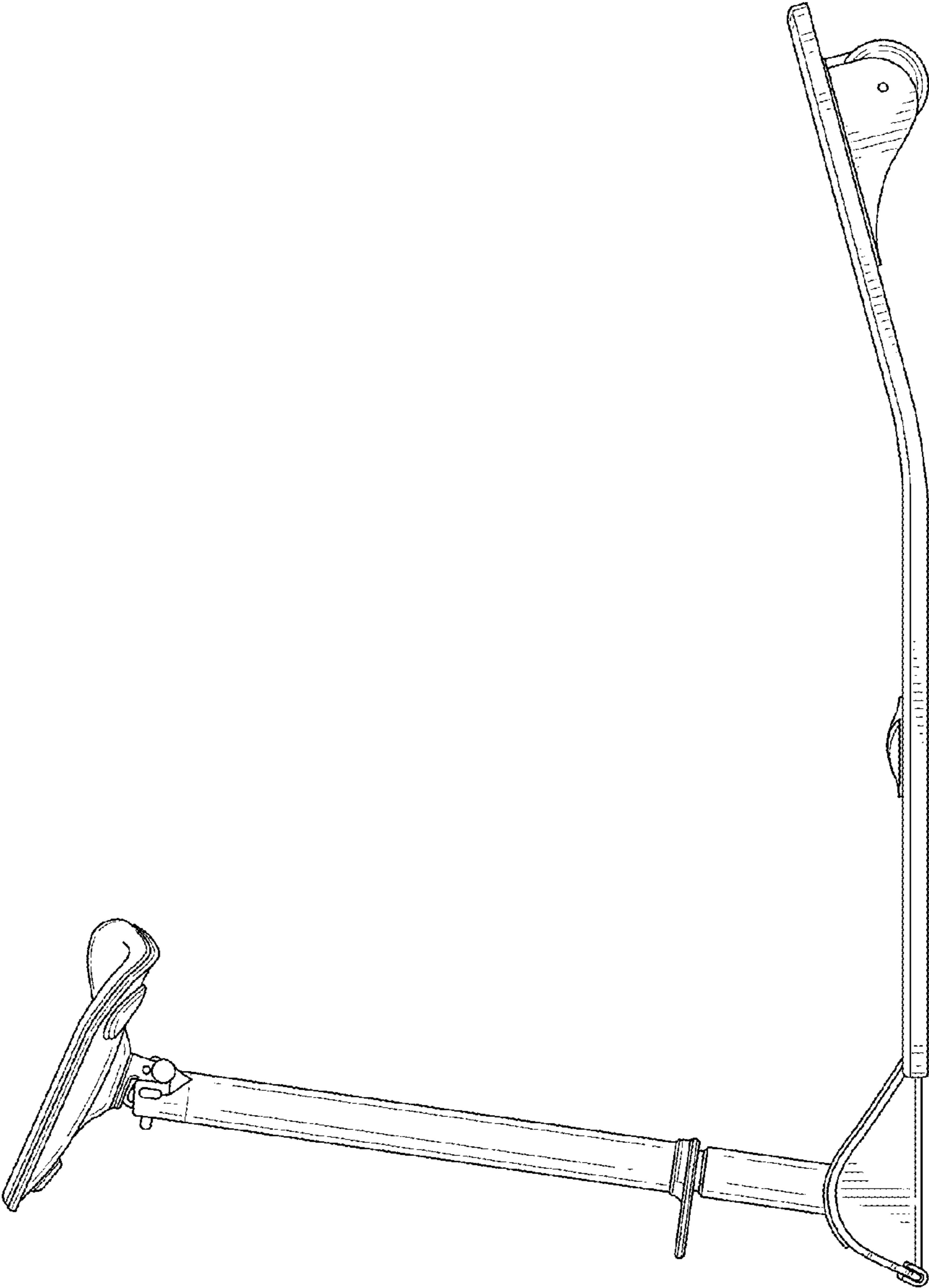


FIG. 5

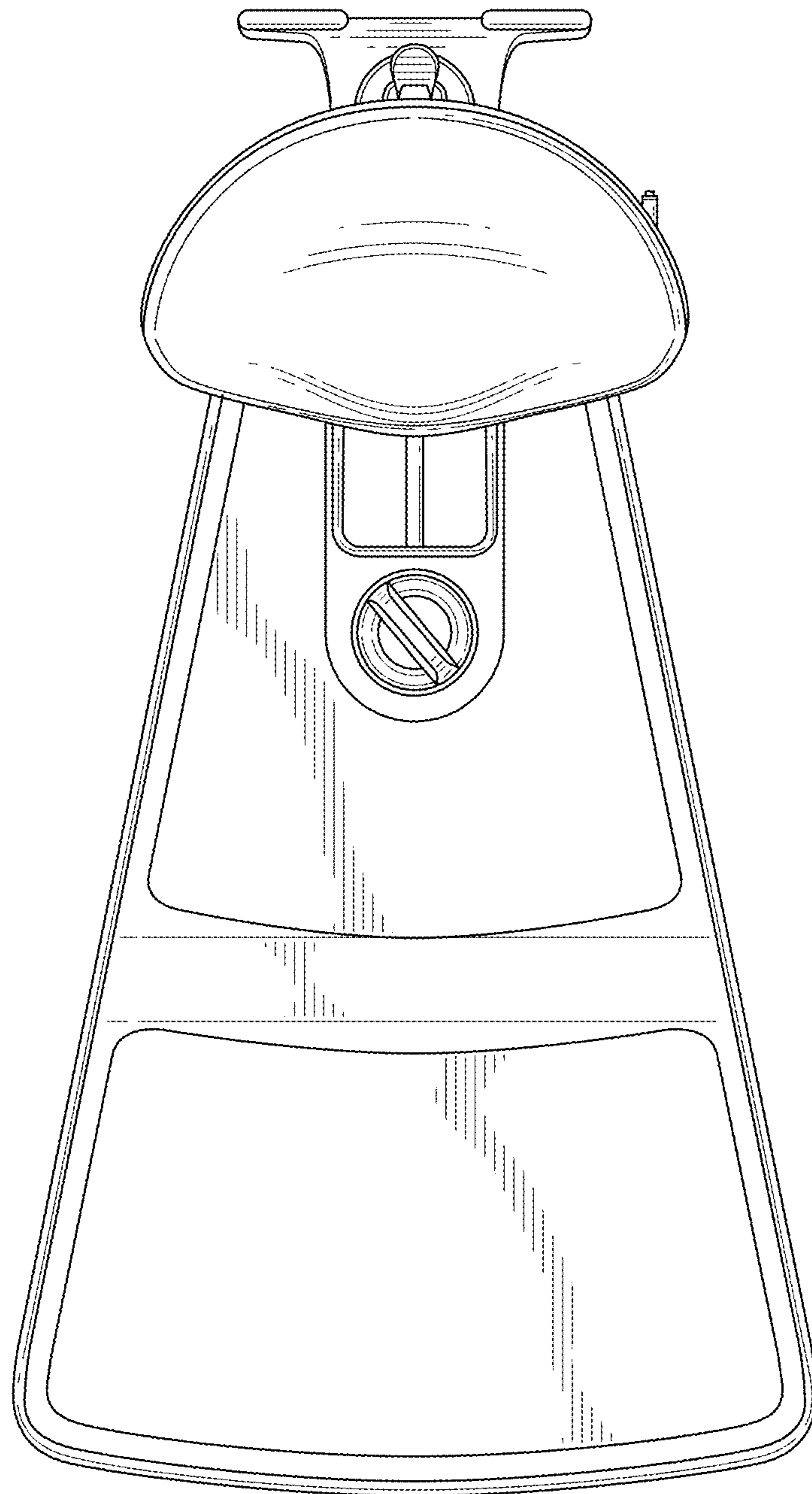


FIG. 6

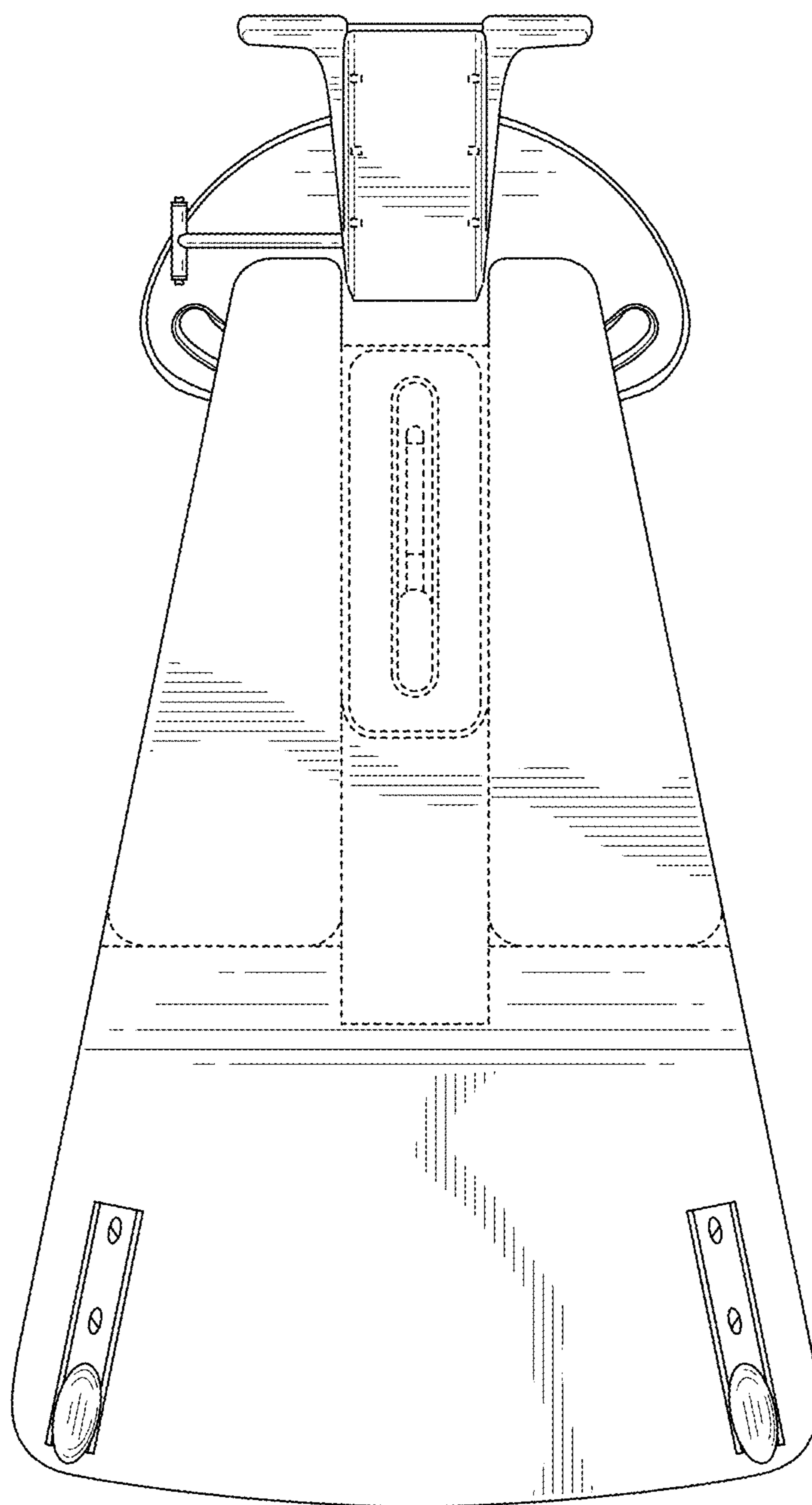


FIG. 7