

US00D697305S

(12) **United States Design Patent**
Culver

(10) **Patent No.:** **US D697,305 S**
(45) **Date of Patent:** **** Jan. 14, 2014**

(54) **CELL PHONE SEAT BELT ATTACHMENT**

(76) Inventor: **Karen Culver**, Windsor, CA (US)

(**) Term: **14 Years**

(21) Appl. No.: **29/426,246**

(22) Filed: **Jul. 2, 2012**

Related U.S. Application Data

(63) Continuation-in-part of application No. 12/630,027, filed on Dec. 3, 2009, now abandoned.

(51) **LOC (10) Cl.** **03-01**

(52) **U.S. Cl.**
USPC **D3/218; D2/639**

(58) **Field of Classification Search**
USPC D3/218, 226, 215, 219, 224; D2/639;
224/269, 625-626, 655, 669, 647,
224/929-930; 206/305, 320; 379/449;
D12/417

See application file for complete search history.

(56) **References Cited**

U.S. PATENT DOCUMENTS

D465,324 S * 11/2002 Matthew D3/226
6,568,576 B1 * 5/2003 Godshaw et al. 224/647
D486,304 S * 2/2004 Brown D3/218

D489,890 S * 5/2004 Gorham, Jr. D3/218
D507,872 S * 8/2005 Watson D3/218
D518,290 S * 4/2006 Andre et al. D3/218
D570,598 S * 6/2008 Chan D3/218
D572,901 S * 7/2008 St. George D3/218
D659,384 S * 5/2012 January D3/218

* cited by examiner

Primary Examiner — Catheri Oliver-Garcia

(74) *Attorney, Agent, or Firm* — Dale J. Ream

(57) **CLAIM**


The ornamental design for a cell phone seat belt attachment, as shown and described.

DESCRIPTION

FIG. 1 is a perspective view of a cell phone seat belt attachment showing my new design; FIG. 2 is a front view thereof; FIG. 3 is a rear view thereof; FIG. 4 is a left side view thereof; FIG. 5 is a right side view thereof; FIG. 6 is a top view thereof; and, FIG. 7 is a bottom view thereof.

In the drawings, the broken lines showing a cell phone seat belt attachment illustrate environment and form no part of the claimed design.

1 Claim, 3 Drawing Sheets






FIG. 1

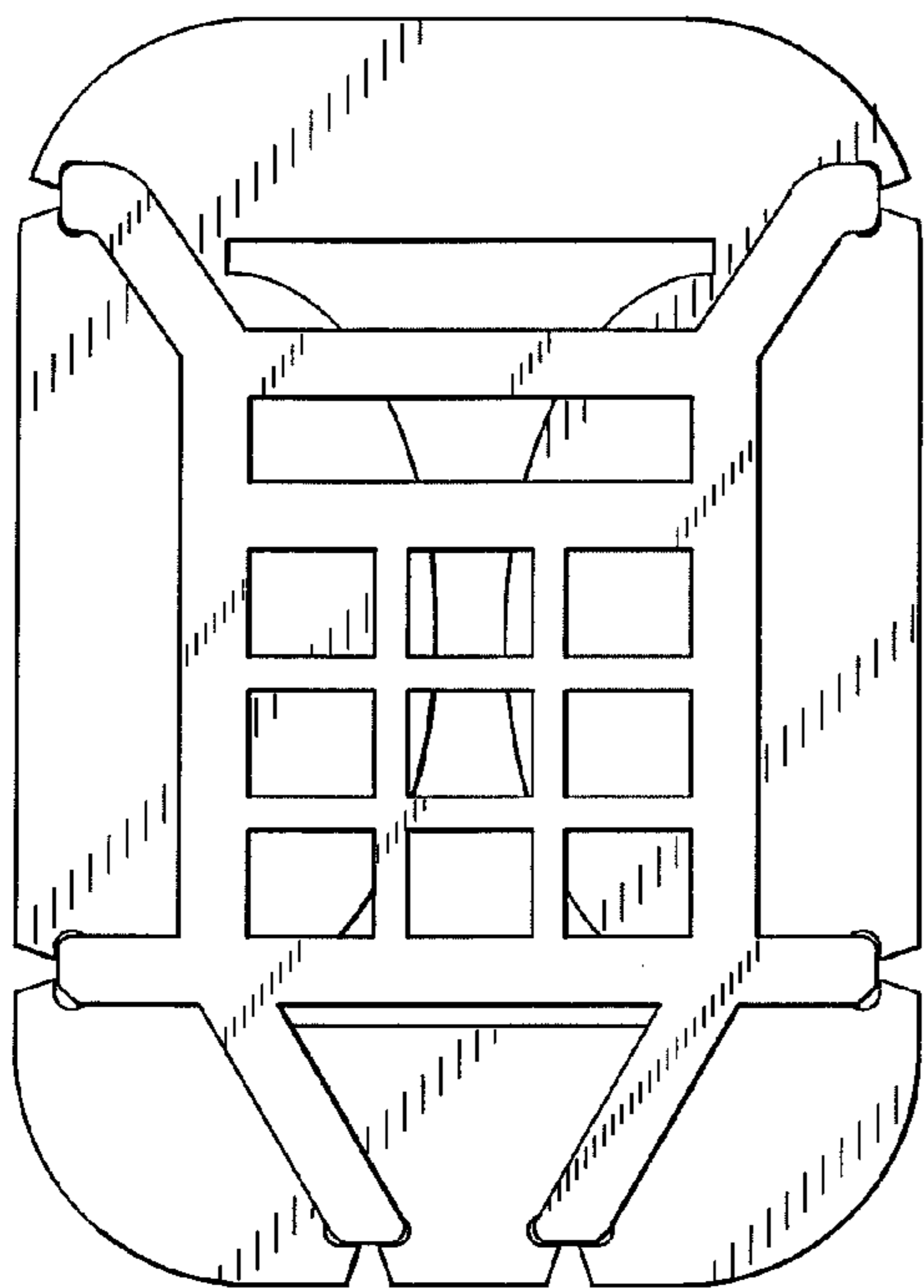


FIG. 2

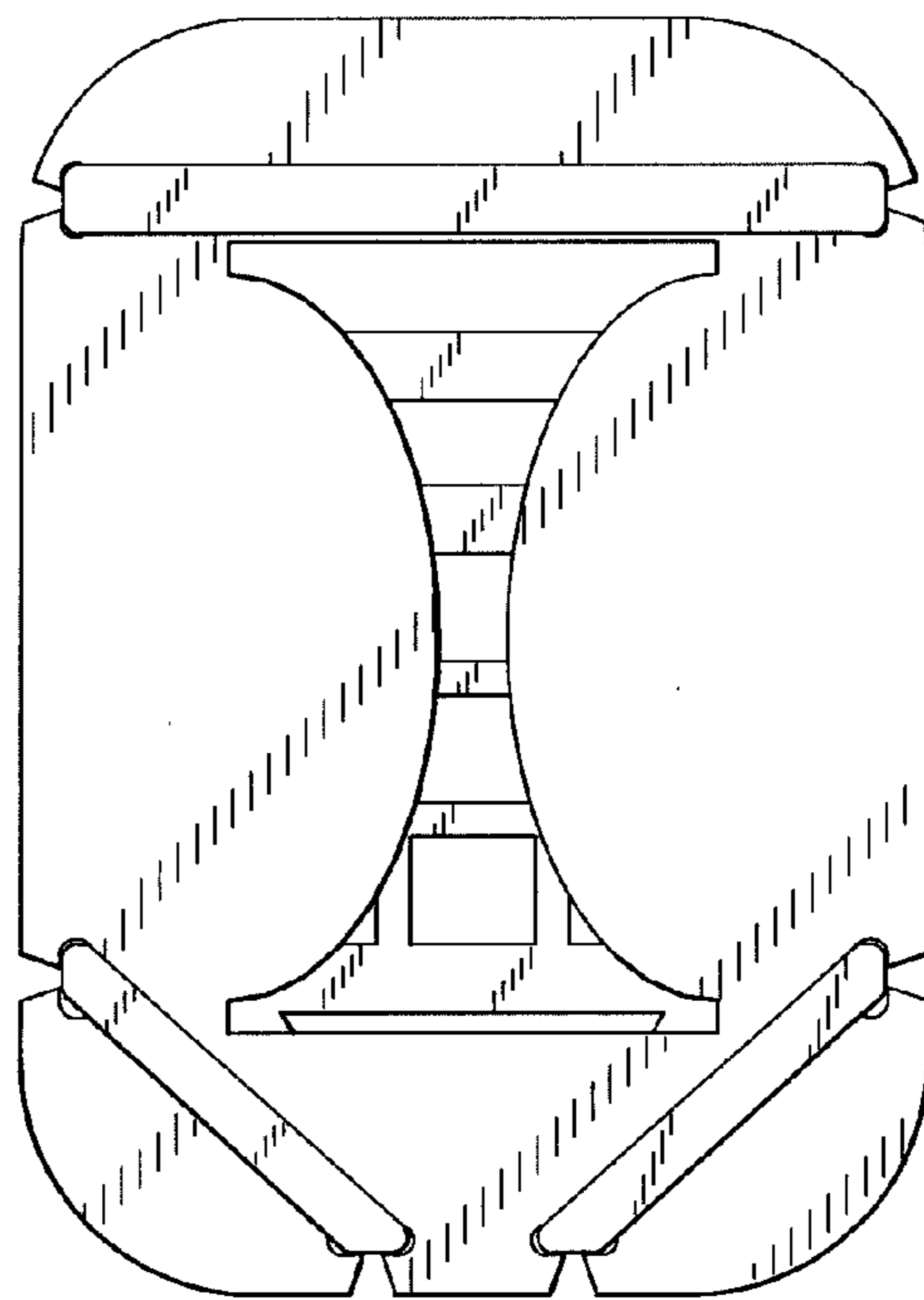


FIG. 3

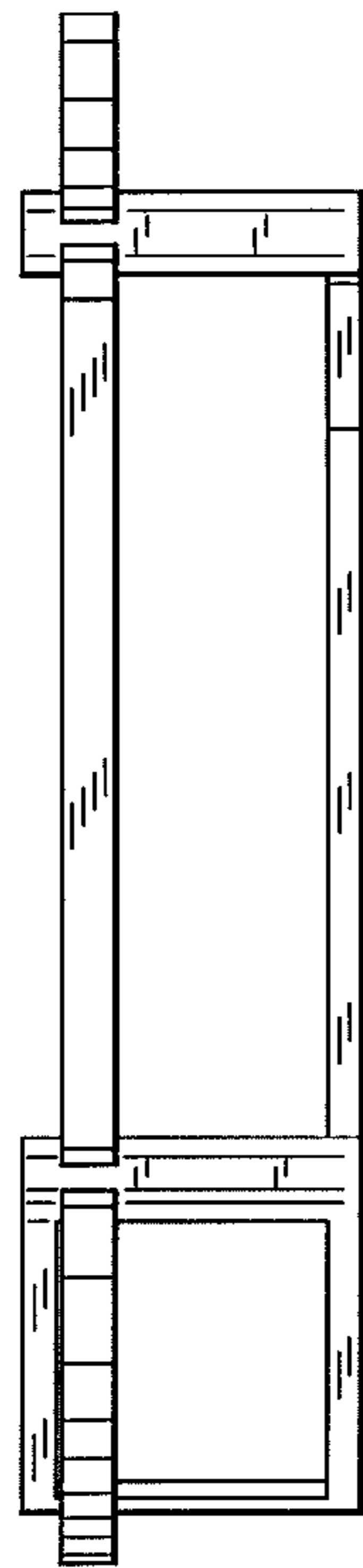


FIG. 4




FIG. 5

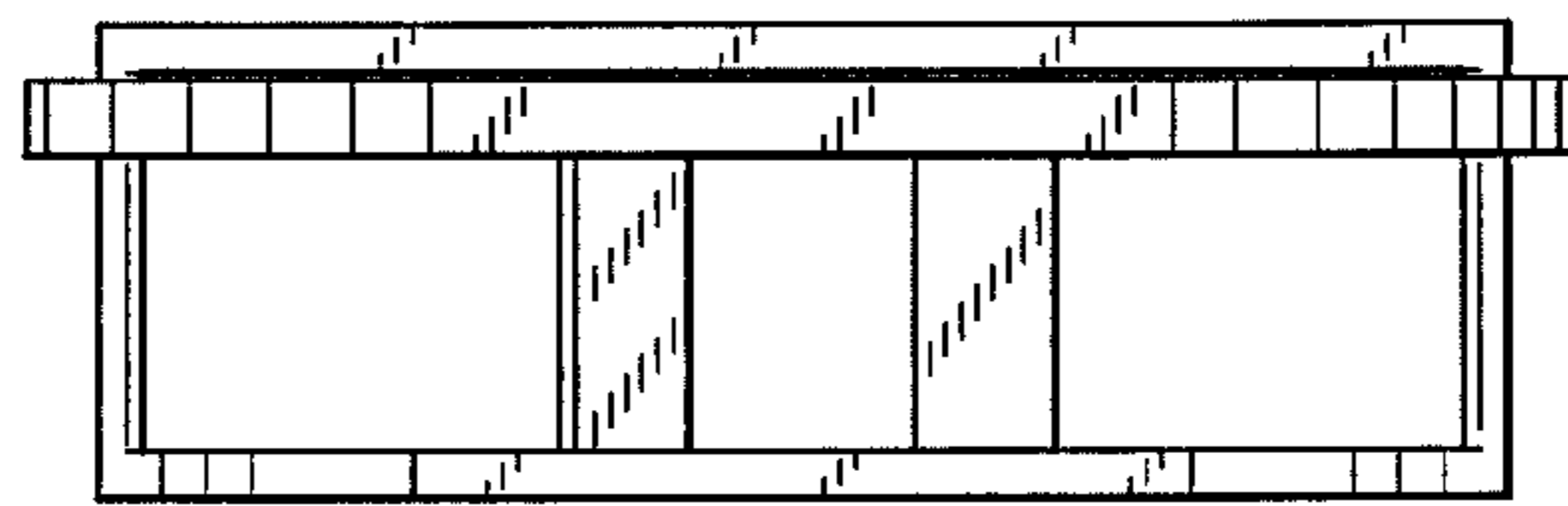


FIG. 6

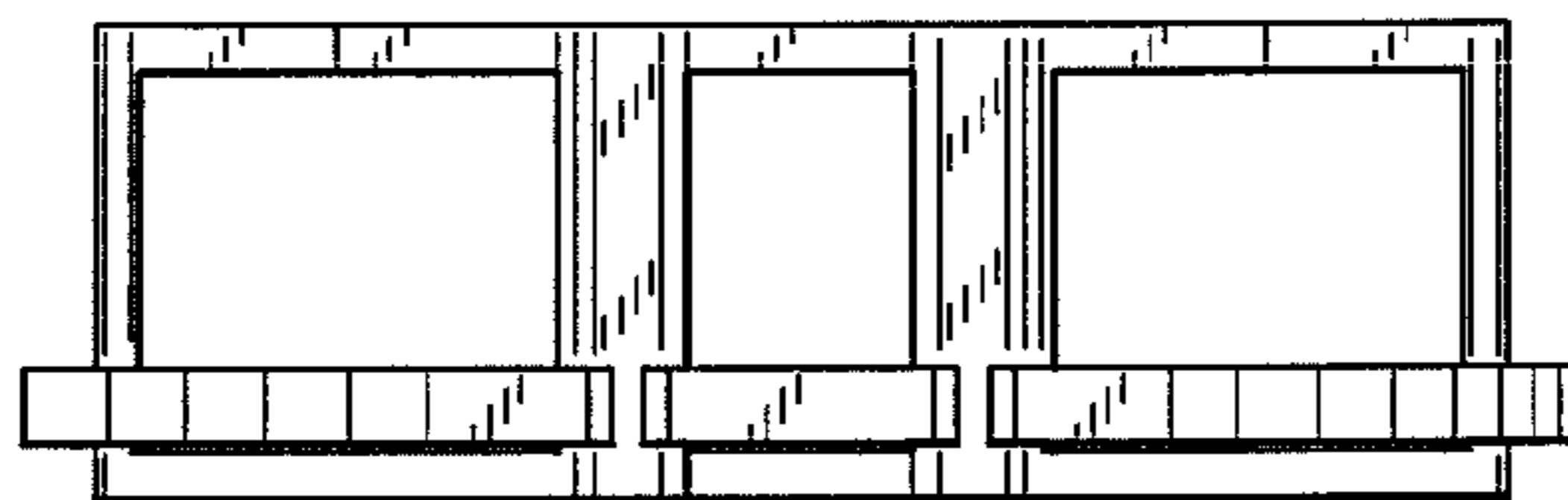


FIG. 7