



US00D697302S

(12) **United States Design Patent**  
**Pourcho**

(10) **Patent No.:** **US D697,302 S**  
(45) **Date of Patent:** **\*\* Jan. 14, 2014**

(54) **PERFORATED DENTAL APPLIANCE CASE**  
(71) Applicant: **William S. Pourcho**, Lake Angelus, MI  
(US)  
(72) Inventor: **William S. Pourcho**, Lake Angelus, MI  
(US)

D404,644 S \* 1/1999 Meeker ..... D24/227  
D425,295 S \* 5/2000 Borja et al. .... D3/203.1  
D496,154 S 9/2004 Herman  
D540,038 S \* 4/2007 Hussaini et al. .... D3/294  
7,201,271 B1 \* 4/2007 Saad ..... 206/63.5  
D543,691 S \* 6/2007 Payne et al. .... D3/203.1  
D546,055 S 7/2007 Sinvani  
D561,470 S \* 2/2008 Jalet ..... D3/294  
D661,812 S 6/2012 Griffin et al.  
D672,557 S \* 12/2012 Farrell ..... D3/294

(\*\*) Term: **14 Years**

\* cited by examiner

(21) Appl. No.: **29/441,566**

*Primary Examiner* — Catheri Oliver-Garcia

(22) Filed: **Jan. 7, 2013**

(74) *Attorney, Agent, or Firm* — St. Onge Steward Johnston & Reens LLC

(51) **LOC (10) Cl.** ..... **03-01**

(52) **U.S. Cl.**  
USPC ..... **D3/203.1; D3/294**

(57) **CLAIM**

The ornamental design for a perforated dental appliance case, as shown and described.

(58) **Field of Classification Search**  
USPC ..... D3/201–205, 294; 206/63.5, 368, 207,  
206/563, 565; D24/176–177, 181, 227  
See application file for complete search history.

**DESCRIPTION**

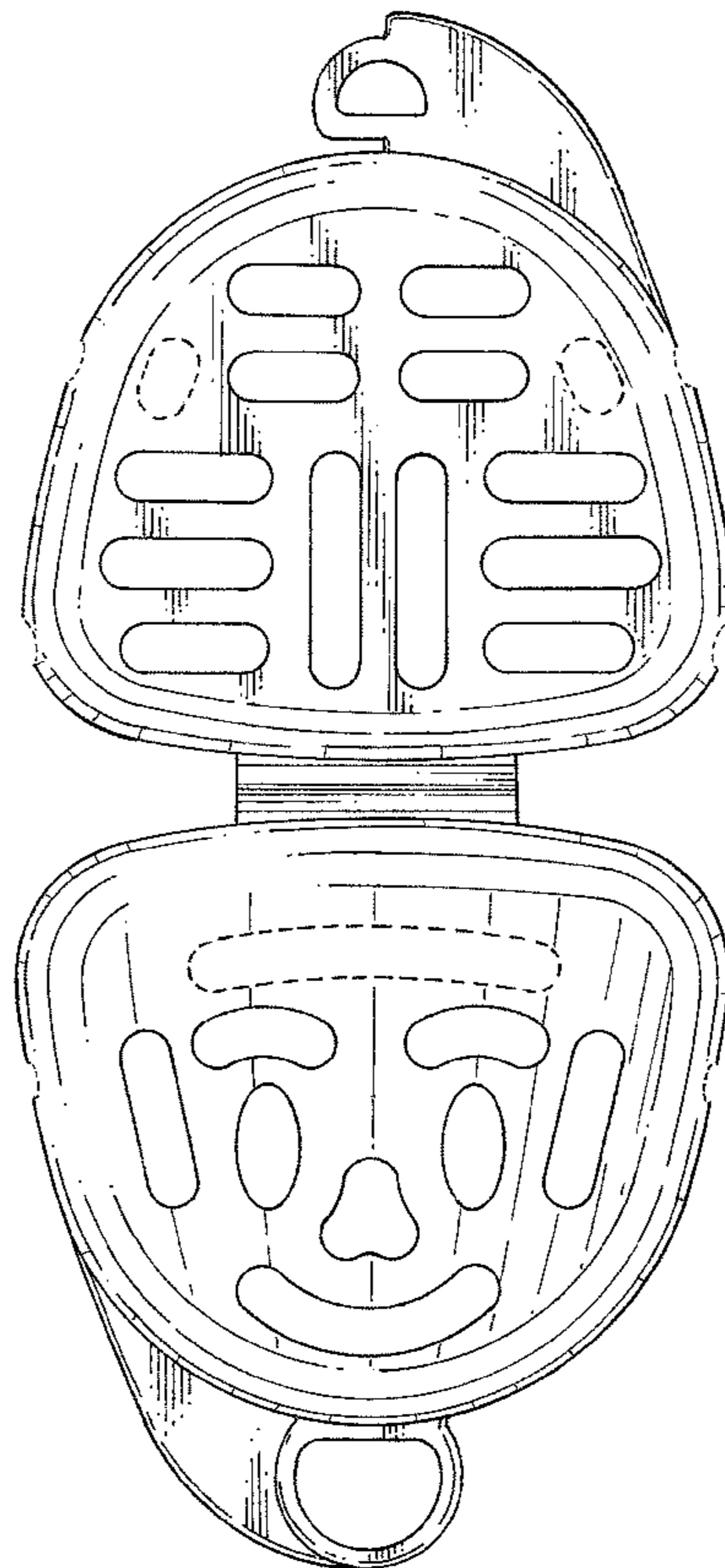
FIG. 1 is a top plan view of a perforated dental appliance case showing the new design in an open position; FIG. 2 is a front elevation view thereof; FIG. 3 is a rear elevation view thereof; FIG. 4 is a left side elevation view thereof; and, FIG. 5 is a right side elevation view thereof. The broken lines showing in FIGS. 1-5 are for illustration purposes only and form no part of the claimed design.

(56) **References Cited**

U.S. PATENT DOCUMENTS

D257,790 S 1/1981 Kesling  
D307,388 S 4/1990 Newell et al.  
D315,954 S 4/1991 Berland  
D322,031 S 12/1991 Fleming  
D324,952 S \* 3/1992 Berland ..... D3/203.1

**1 Claim, 3 Drawing Sheets**



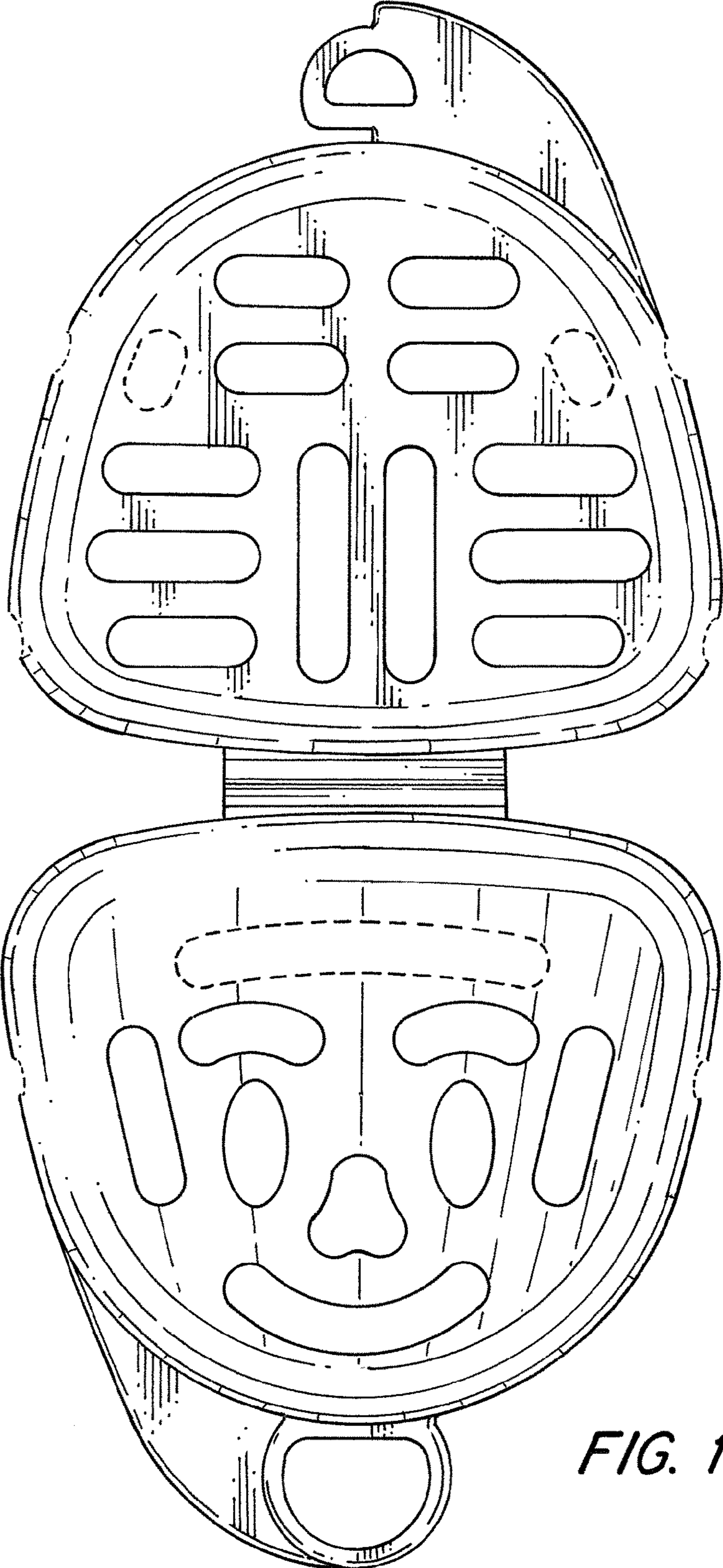
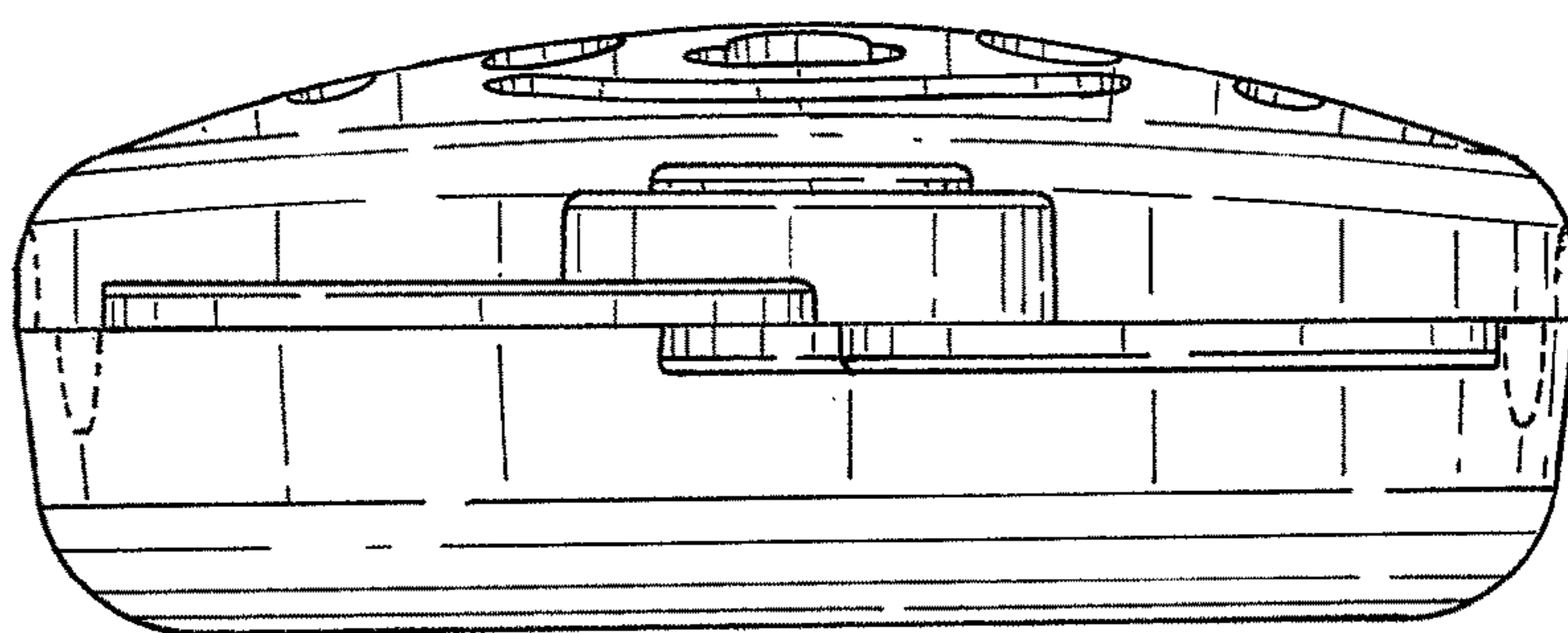
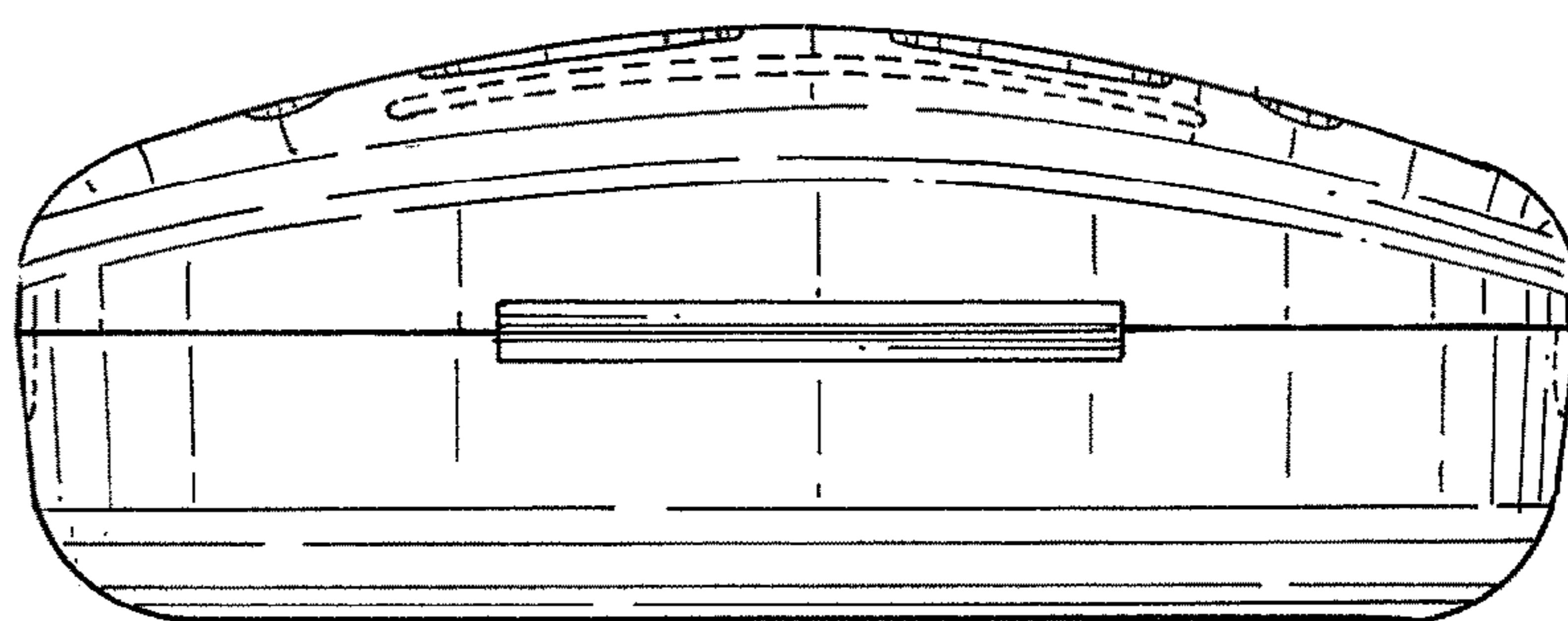


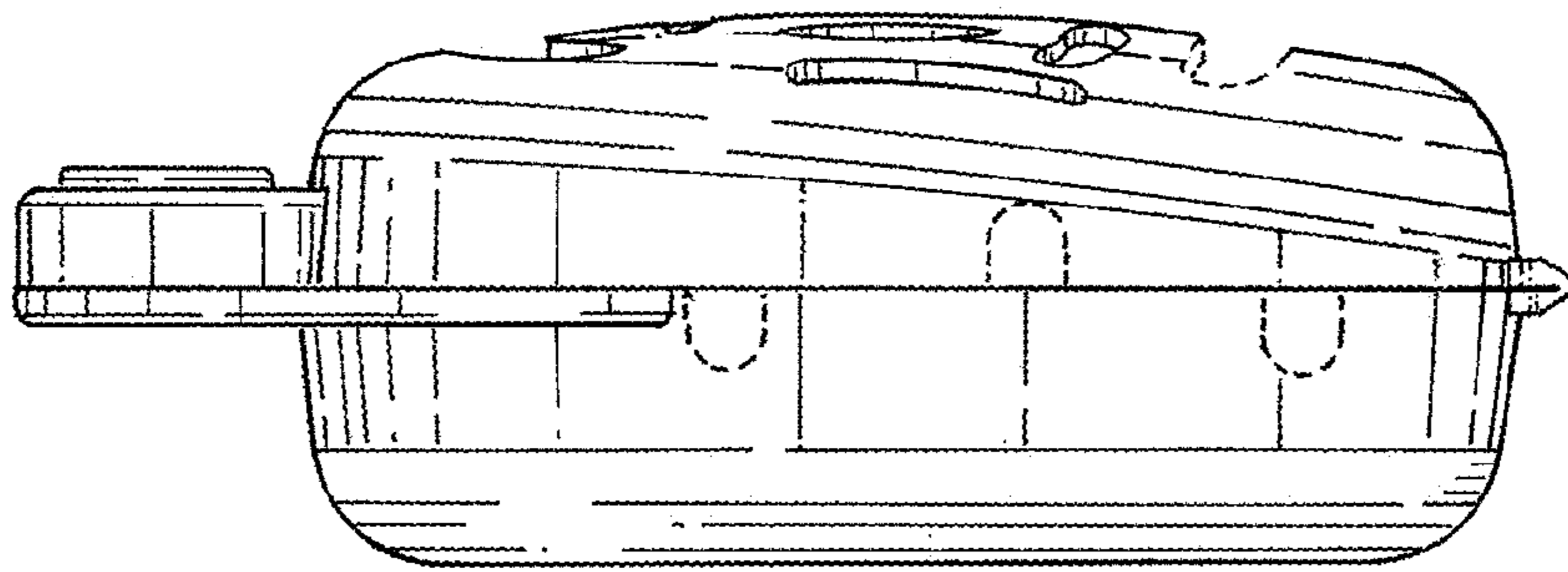
FIG. 1



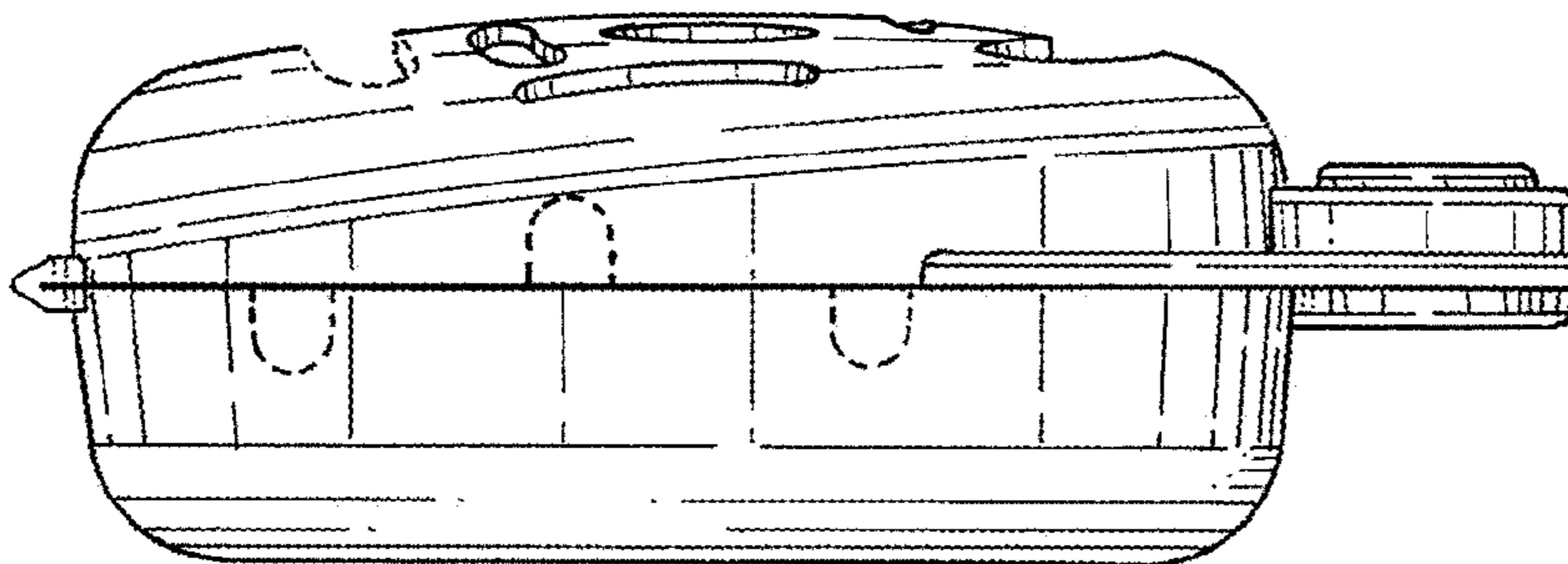
*FIG. 2*



*FIG. 3*



*FIG. 4*



*FIG. 5*