

US00D697298S

(12) **United States Design Patent**
Hatfield et al.

(10) **Patent No.:** **US D697,298 S**
(45) **Date of Patent:** **** Jan. 14, 2014**

(54) **SHOE UPPER**

(71) Applicant: **NIKE, Inc.**, Beaverton, OR (US)

(72) Inventors: **Tinker L. Hatfield**, Portland, OR (US);
Robert M. Bruce, Portland, OR (US);
Joshua P. Heard, Happy Valley, OR (US)

(73) Assignee: **NIKE, Inc.**, Beaverton, OR (US)

(**) Term: **14 Years**

(21) Appl. No.: **29/456,585**

(22) Filed: **May 31, 2013**

(51) **LOC (10) Cl.** **02-99**

(52) **U.S. Cl.**
USPC **D2/973**

(58) **Field of Classification Search**
USPC D2/902, 906-908, 935-937, 944-946,
D2/969, 972-974; 36/45, 50.1, 77 M, 77 R,
36/83, 88, 113, 114, 126-131, 134
See application file for complete search history.

(56) **References Cited**

U.S. PATENT DOCUMENTS

D89,615 S *	4/1933	Grubs	D2/935
D94,888 S *	3/1935	Goldstein	D2/935
D133,275 S *	8/1942	Julianelli et al.	D2/936
D291,383 S	8/1987	Campbell et al.	
D294,422 S *	3/1988	Gamm	D2/969
D342,821 S	1/1994	Avar	
D347,938 S	6/1994	Smith	
D351,275 S	10/1994	Hatfield	
D359,387 S *	6/1995	Van Noy	D2/969
D373,460 S *	9/1996	Crowley	D2/969
D373,463 S *	9/1996	Greene	D2/969
D395,344 S *	6/1998	Lupo	D2/972
D403,494 S *	1/1999	Loverin	D2/902

D415,882 S	11/1999	McDowell	
D432,781 S	10/2000	Hardy	
D435,162 S *	12/2000	Wilson	D2/969
D446,000 S *	8/2001	Price	D2/907
D447,859 S *	9/2001	Matis et al.	D2/969
D447,860 S	9/2001	Matis	
D458,741 S	6/2002	Rogers	
D463,098 S	9/2002	Hui	
D487,337 S *	3/2004	Rogers	D2/969
D512,213 S	12/2005	Hlavacs	
D516,287 S	3/2006	Fontanarosa	
D520,730 S	5/2006	Mueller	
D548,450 S	8/2007	Huthmaker	
D605,842 S	12/2009	Andersen	
D605,843 S	12/2009	Andersen	
D680,728 S	4/2013	Stryjak	

OTHER PUBLICATIONS

Nike Footwear Catalog, 1996 Holiday Footwear, p. 116, published Mar. 1996, NIKE, Inc., USA.

* cited by examiner

Primary Examiner — Dominic Simone

(74) *Attorney, Agent, or Firm* — Banner & Witcoff, Ltd.

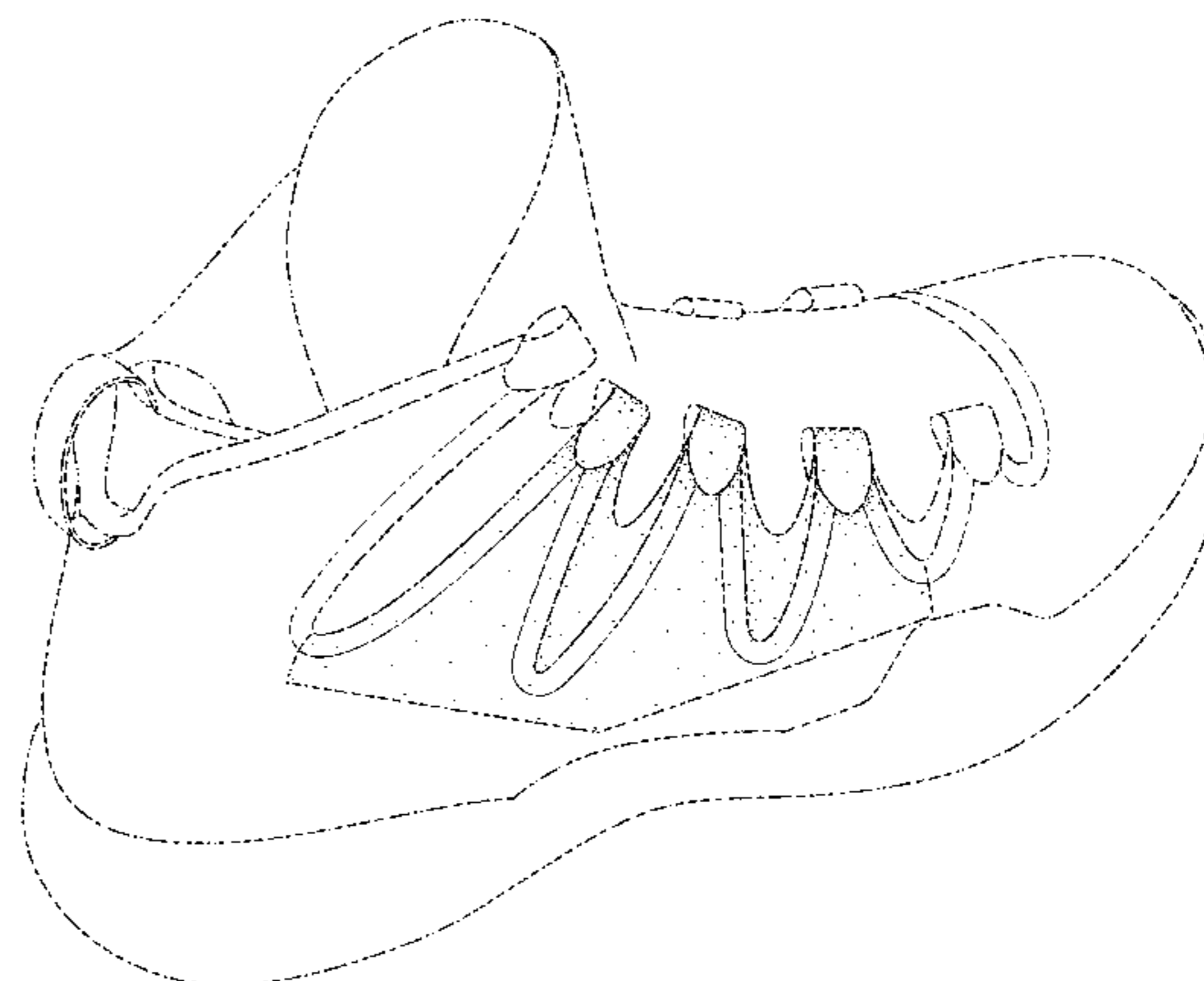
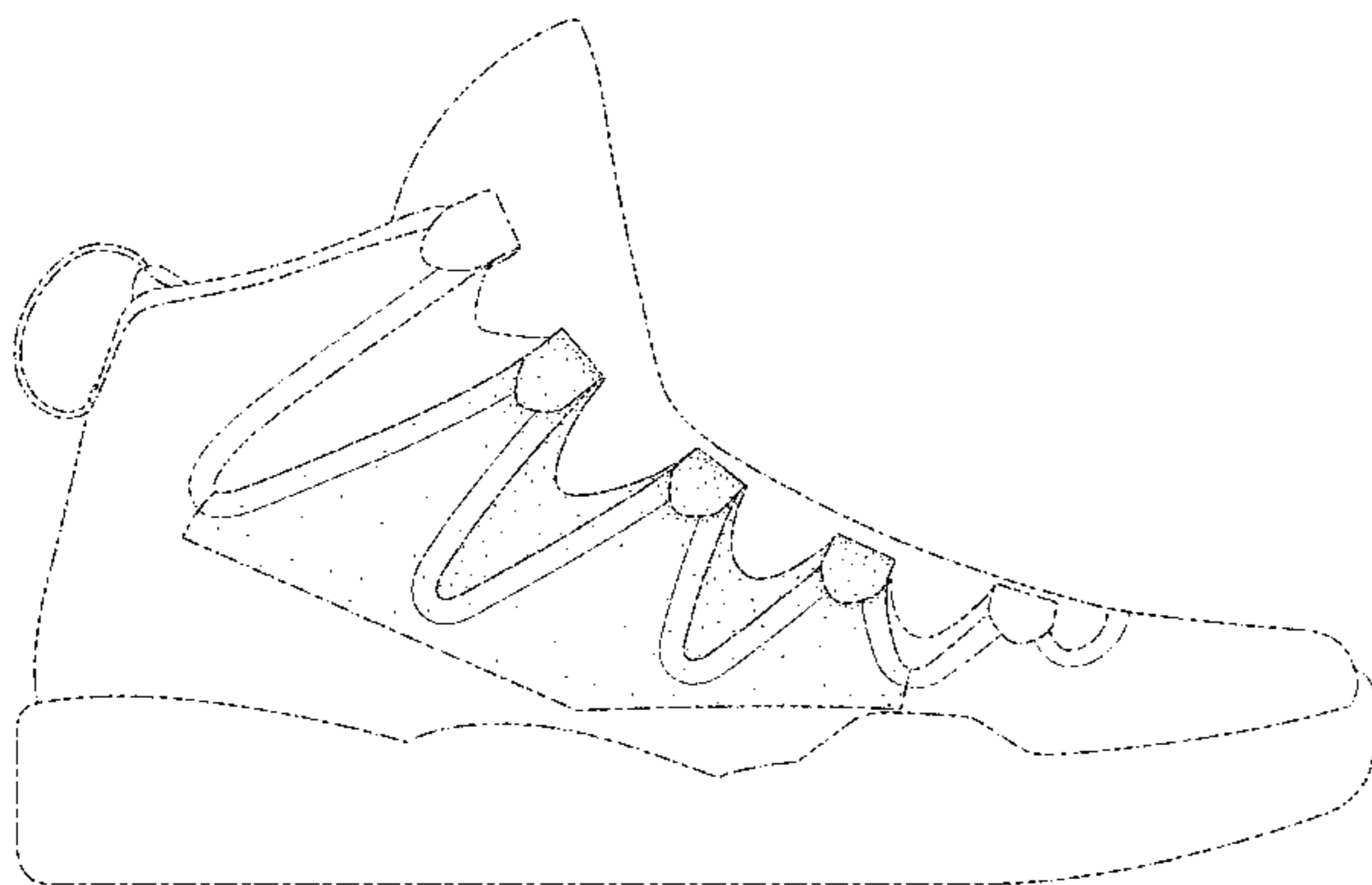
(57) **CLAIM**

The ornamental design for a shoe upper, as shown and described.

DESCRIPTION

FIG. 1 is a front perspective view of a shoe upper showing our new design;
FIG. 2 is a side view thereof; and,
FIG. 3 is a rear perspective view thereof.
The broken lines immediately adjacent to the shaded area represent unclaimed boundaries of the design. The broken lines showing the remainder of the shoe are for environmental purposes only and form no part of the claimed design.

1 Claim, 3 Drawing Sheets



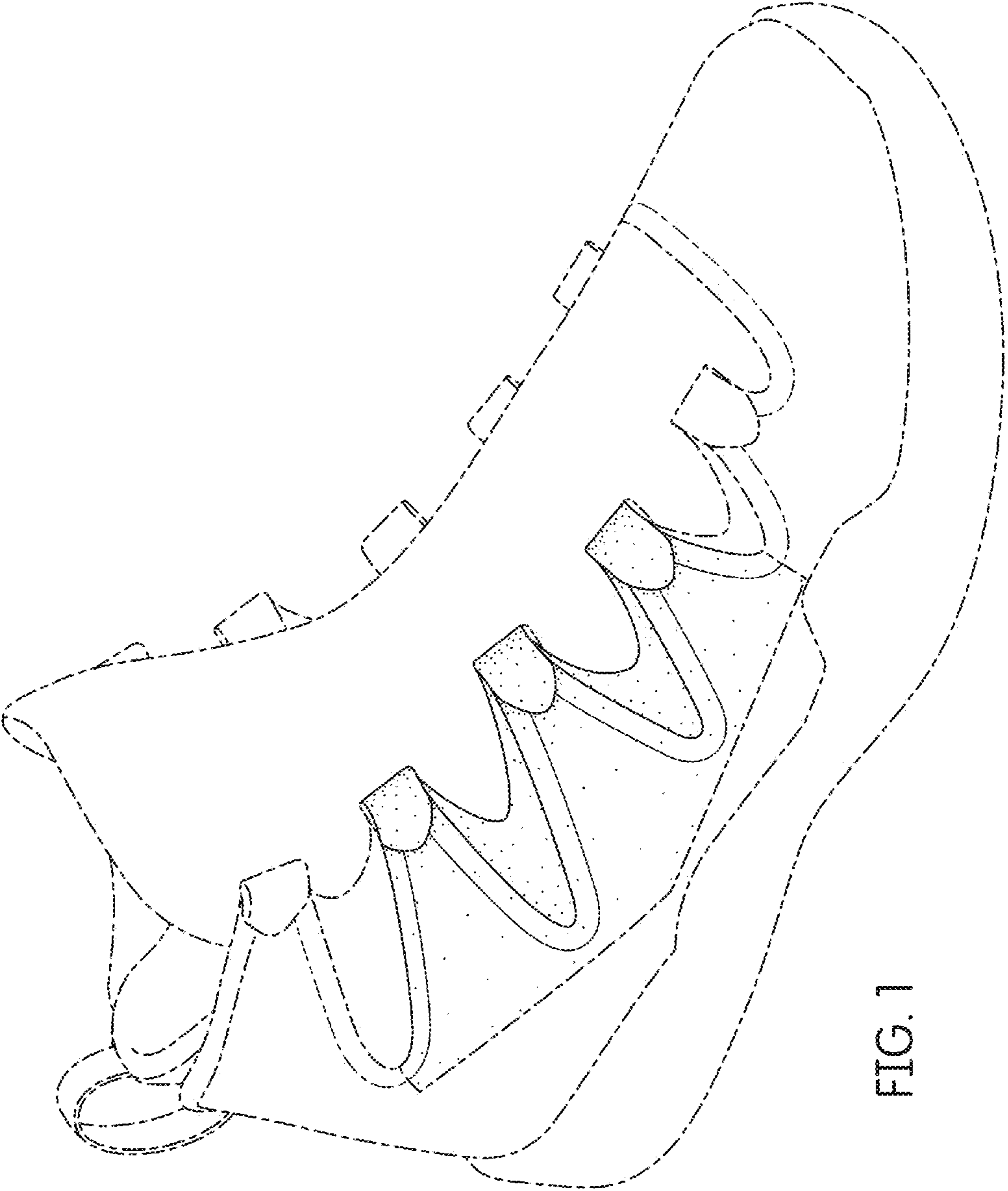


FIG. 1

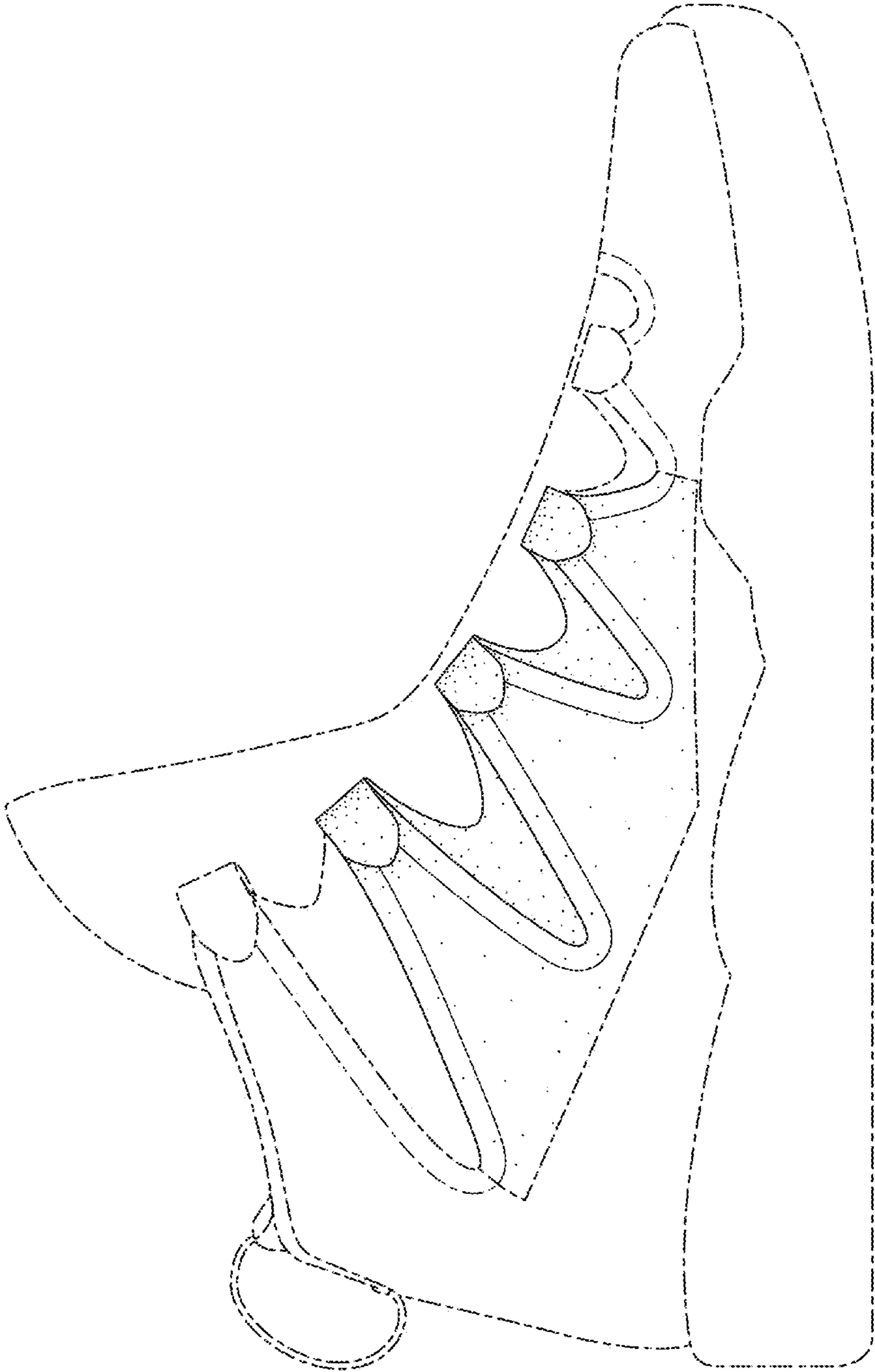


FIG. 2

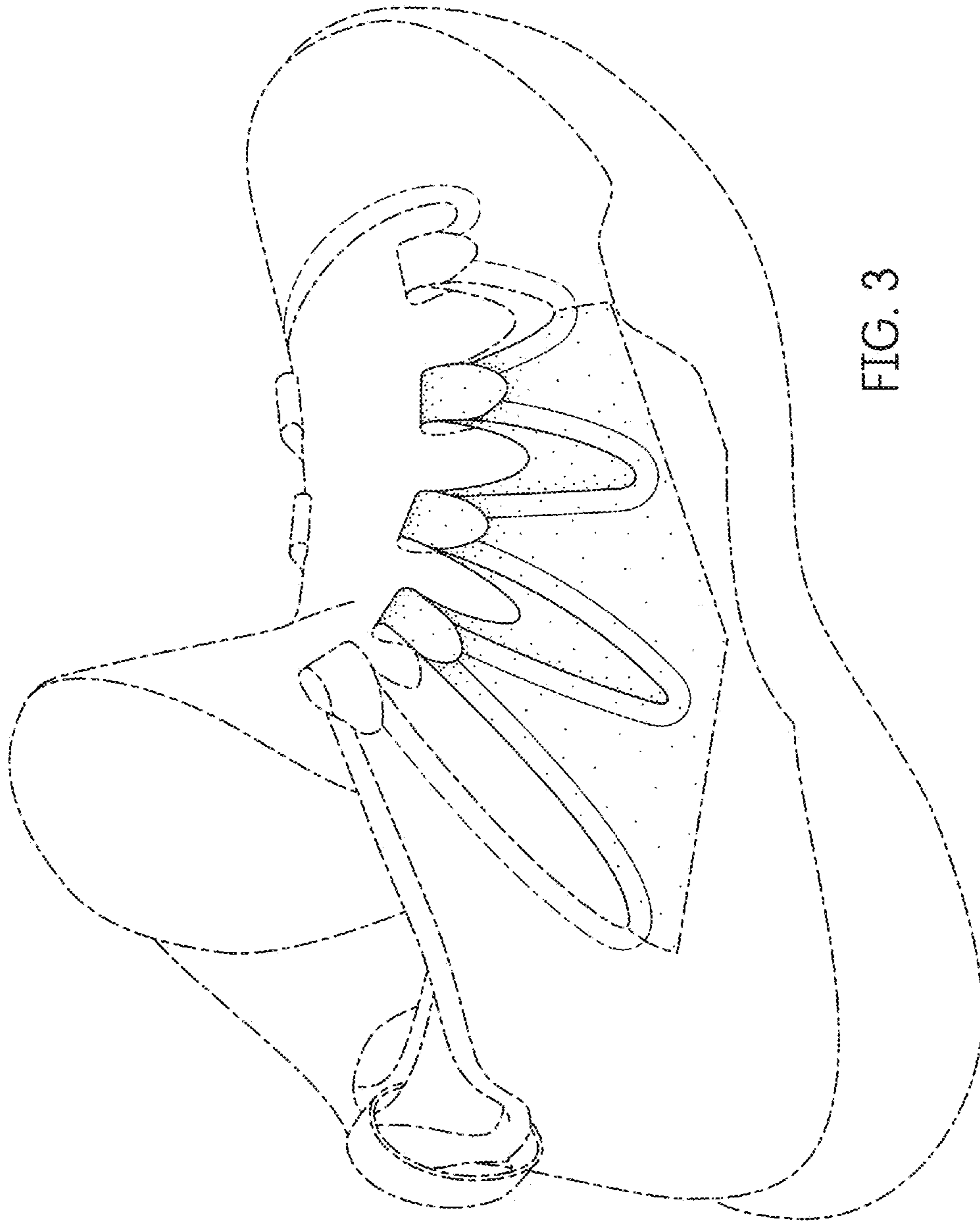


FIG. 3