



US00D697289S

(12) **United States Design Patent**
Bramani et al.

(10) **Patent No.:** **US D697,289 S**
(45) **Date of Patent:** **** Jan. 14, 2014**

(54) **SHOE**

(75) Inventors: **Marco Bramani**, Albizzate (IT);
Beniamino Pivetta, Albizzate (IT)

(73) Assignee: **Vibram S.p.A.** (IT)

(**) Term: **14 Years**

(21) Appl. No.: **29/430,363**

(22) Filed: **Aug. 24, 2012**

(30) **Foreign Application Priority Data**

Feb. 28, 2012 (EM) 1998923

(51) **LOC (10) Cl.** **02-04**

(52) **U.S. Cl.**
USPC **D2/898; D2/902**

(58) **Field of Classification Search**
USPC D2/896, 897, 898, 899, 902, 903, 905,
D2/907, 908, 909, 910, 911, 912, 925, 929,
D2/935, 943, 947, 948, 951, 952, 953,
D2/960; 36/83, 113, 114, 115, 116,
36/126-131, 25 R, 30 R, 32 R
See application file for complete search history.

(56) **References Cited**

U.S. PATENT DOCUMENTS

1,090,731 A * 3/1914 Lindberg, M. 36/11.5
3,013,564 A * 12/1961 Levey 36/170
D196,948 S * 11/1963 Roman D21/806
3,128,763 A * 4/1964 Langenfeld et al. 128/894
3,967,390 A * 7/1976 Anfruns 36/94
D259,296 S * 5/1981 Meyer D2/899

D278,608 S * 4/1985 Thompson D2/899
4,651,354 A * 3/1987 Petrey 2/239
D295,114 S * 4/1988 Horne D2/948
D321,971 S * 12/1991 Bajork D2/899
5,774,898 A * 7/1998 Malpee 2/239
D492,476 S * 7/2004 Stanley D2/972
D579,181 S * 10/2008 Swanson et al. D2/903
D582,134 S * 12/2008 Von Conta et al. D2/903
D586,982 S * 2/2009 Fliri D2/897
D630,005 S * 1/2011 Fliri D2/897
D639,535 S * 6/2011 Eggert et al. D2/898
D658,868 S * 5/2012 Chenciner D2/972
D674,170 S * 1/2013 Bramani et al. D2/902
D674,171 S * 1/2013 Bramani et al. D2/902
D674,172 S * 1/2013 Bramani et al. D2/902
D674,173 S * 1/2013 Bramani et al. D2/902
D680,711 S * 4/2013 Bramani D2/899
2011/0005105 A1 * 1/2011 Hong 36/3 B

* cited by examiner

Primary Examiner — Elizabeth J Oswecki
(74) *Attorney, Agent, or Firm* — Cantor Colburn LLP

(57) **CLAIM**
We claim, the ornamental design for a shoe, as shown and described.

DESCRIPTION

FIG. 1 is a perspective view of a shoe, showing our new design;
FIG. 2 is a front view thereof;
FIG. 3 is a right side view thereof;
FIG. 4 is a left side view thereof;
FIG. 5 is a rear view thereof;
FIG. 6 is a top view thereof; and,
FIG. 7 is a bottom view thereof.

1 Claim, 7 Drawing Sheets




FIGURE 1



FIGURE 2




FIGURE 3



FIGURE 4



FIGURE 5

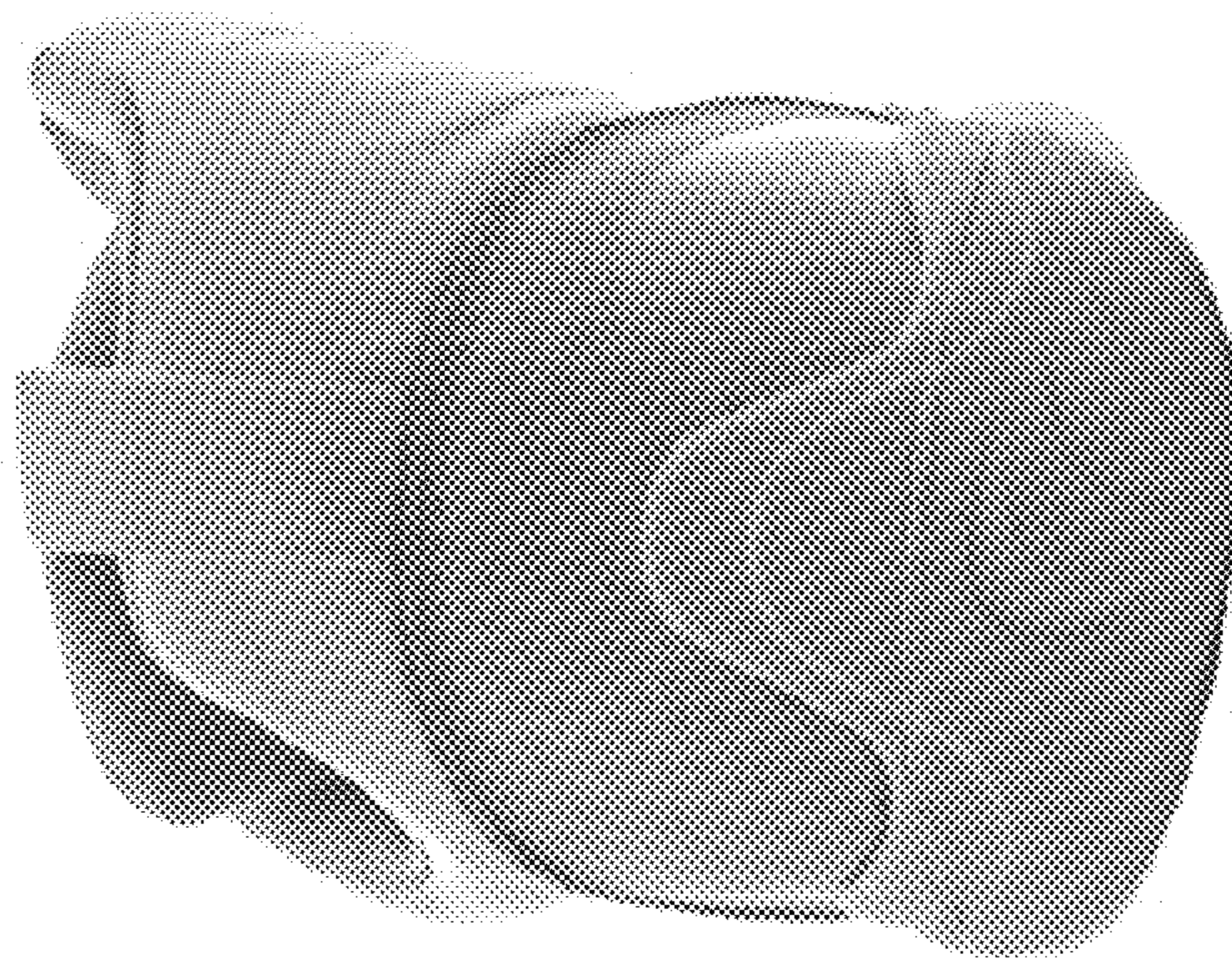


FIGURE 6



FIGURE 7

