

US00D697263S

(12) **United States Design Patent**  
**Szymanski**

(10) **Patent No.:** **US D697,263 S**  
(45) **Date of Patent:** **\*\* Jan. 7, 2014**

(54) **SHAVING DEVICE**

(71) Applicant: **Aaron Szymanski**, Thomaston, CT (US)

(72) Inventor: **Aaron Szymanski**, Thomaston, CT (US)

(73) Assignee: **Idea Village Products, Inc.**, Wayne, NJ (US)

(\*\*) Term: **14 Years**

(21) Appl. No.: **29/442,796**

(22) Filed: **May 20, 2013**

(51) **LOC (10) Cl.** ..... **28-03**

(52) **U.S. Cl.**  
USPC ..... **D28/48**

(58) **Field of Classification Search**  
USPC ..... 30/32, 34.05, 34.1-34.2, 41.9, 40-40.2,  
30/41, 42-46, 47-52, 57-84, 526-541,  
30/346.5-346.61; D28/44-48  
See application file for complete search history.

(56) **References Cited**

**U.S. PATENT DOCUMENTS**

D179,245 S \* 11/1956 Ernest ..... D28/51  
D218,669 S \* 9/1970 Genaro ..... D28/46  
3,648,365 A \* 3/1972 Iten et al. .... 30/40

D254,992 S \* 5/1980 Chase et al. .... D28/46  
D566,334 S \* 4/2008 Shoavi ..... D28/46  
D635,301 S \* 3/2011 Cormier ..... D28/46

\* cited by examiner

*Primary Examiner* — Jennifer Rivard

(74) *Attorney, Agent, or Firm* — Dan DeLaRosa

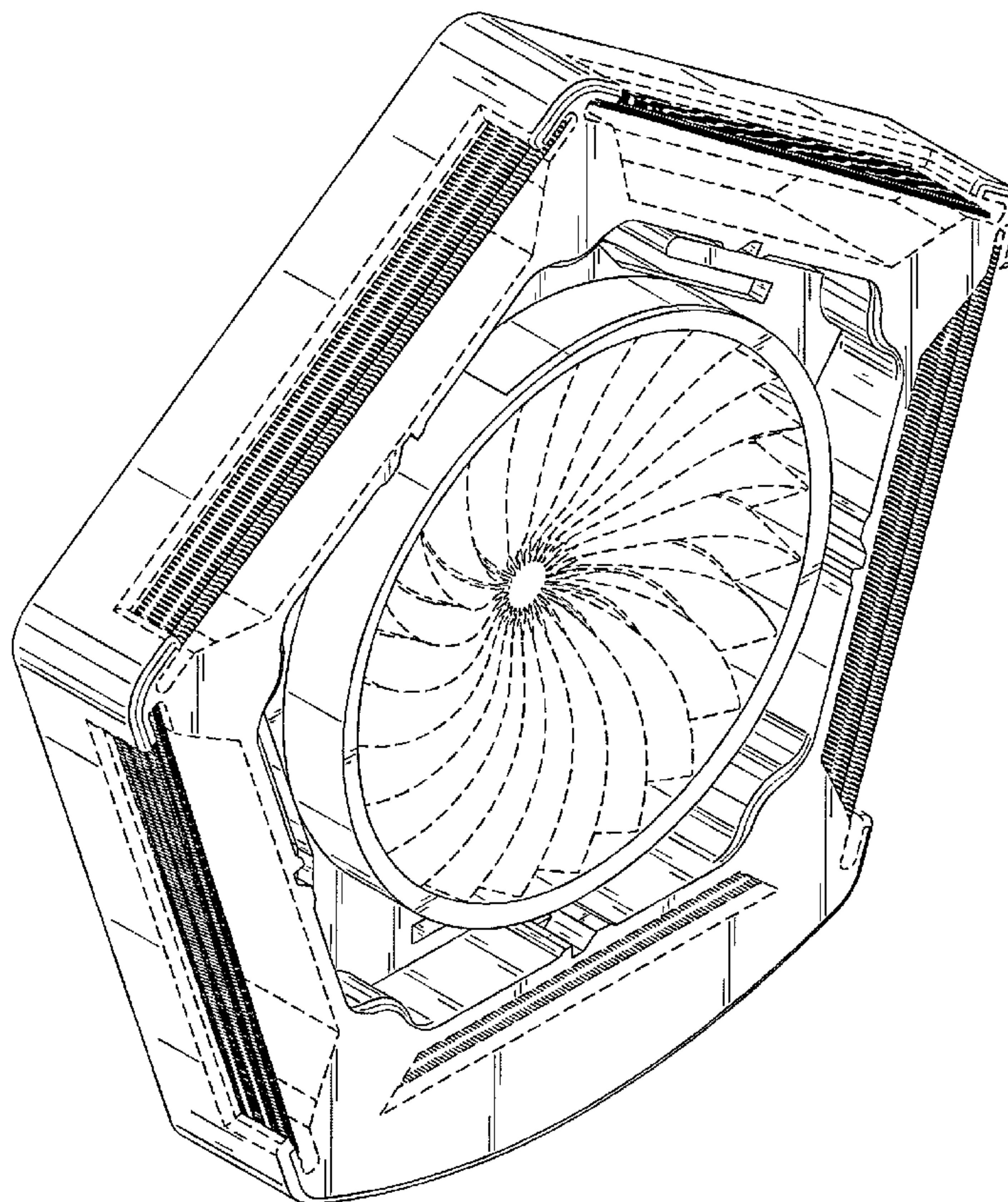
(57) **CLAIM**

The ornamental design for a shaving device, as shown and described.

**DESCRIPTION**

FIG. 1 is a front perspective view of the shaving device of the present invention showing my new design; FIG. 2 is a front side elevational view thereof; FIG. 3 is a back side elevational view thereof; FIG. 4 is a side elevational view thereof; FIG. 5 is another side elevational view thereof; FIG. 6 is a top plan view thereof; and, FIG. 7 is a bottom plan view thereof. The broken line disclosure of the shaving blades and interior handle illustrate portions of the shaving device. The remaining broken lines that have surface shading up to the broken lines illustrate the bounds of the claim. None of the broken lines forms part of the claimed design.

**1 Claim, 5 Drawing Sheets**



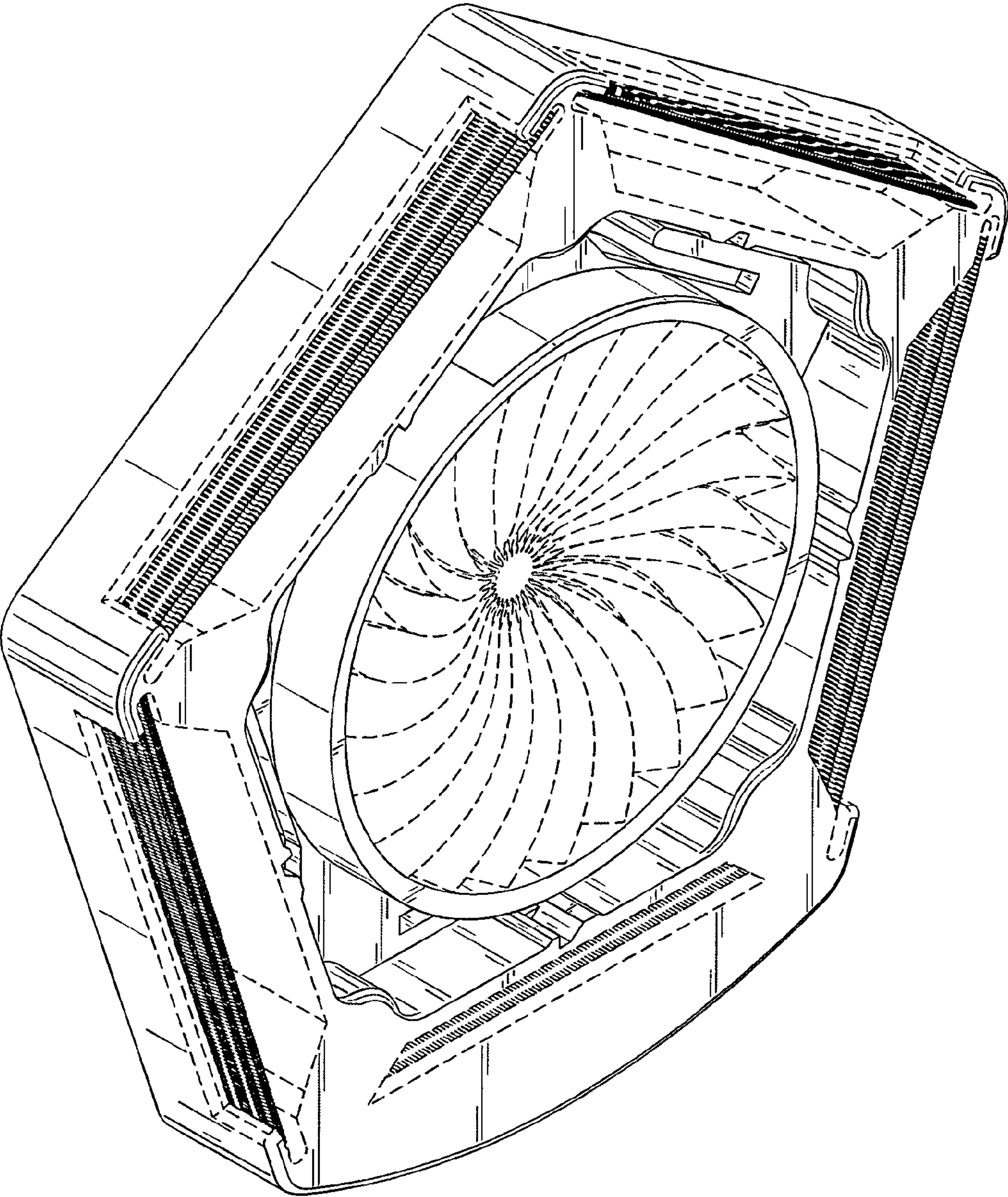


FIG. 1



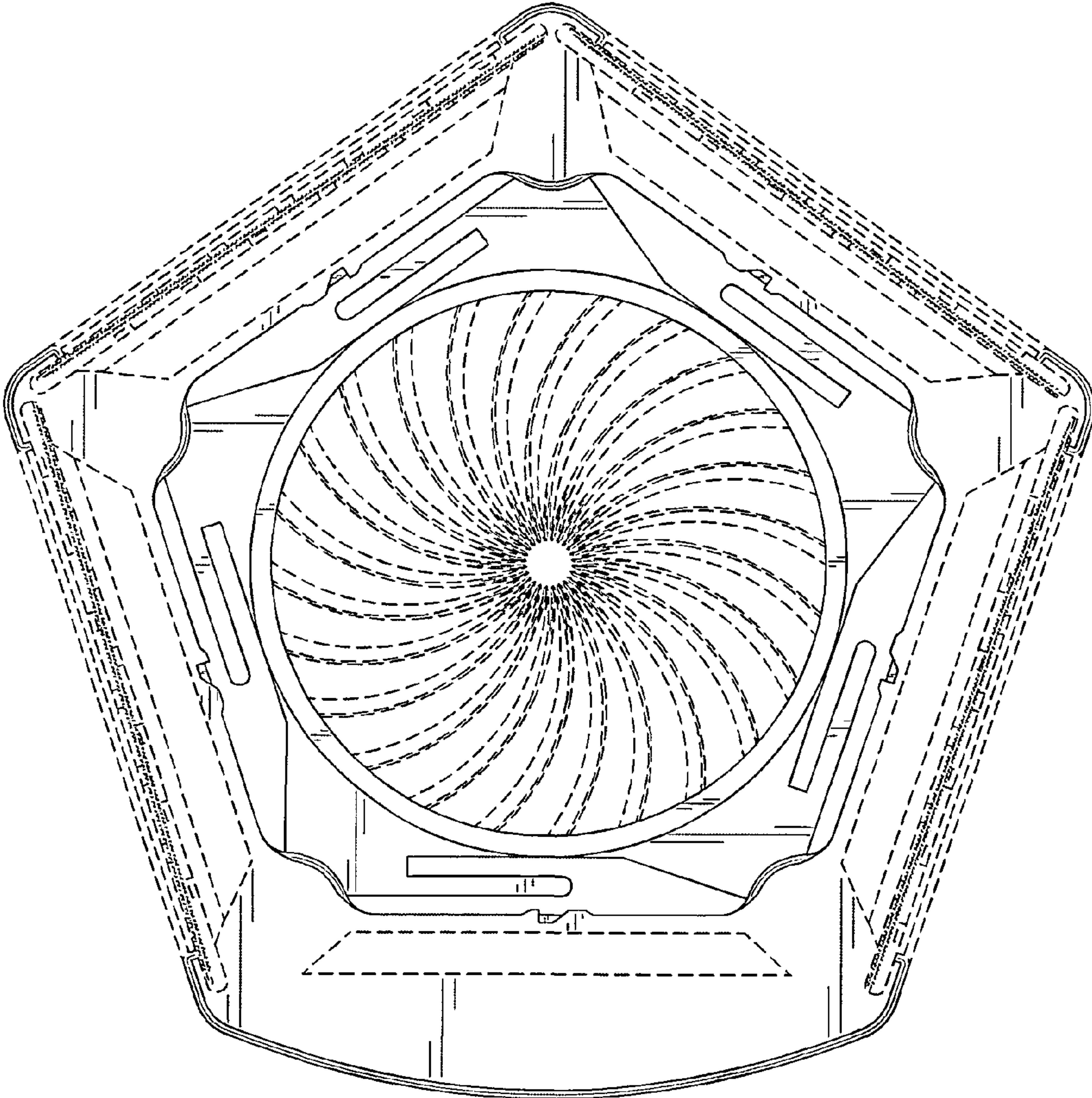


FIG. 2

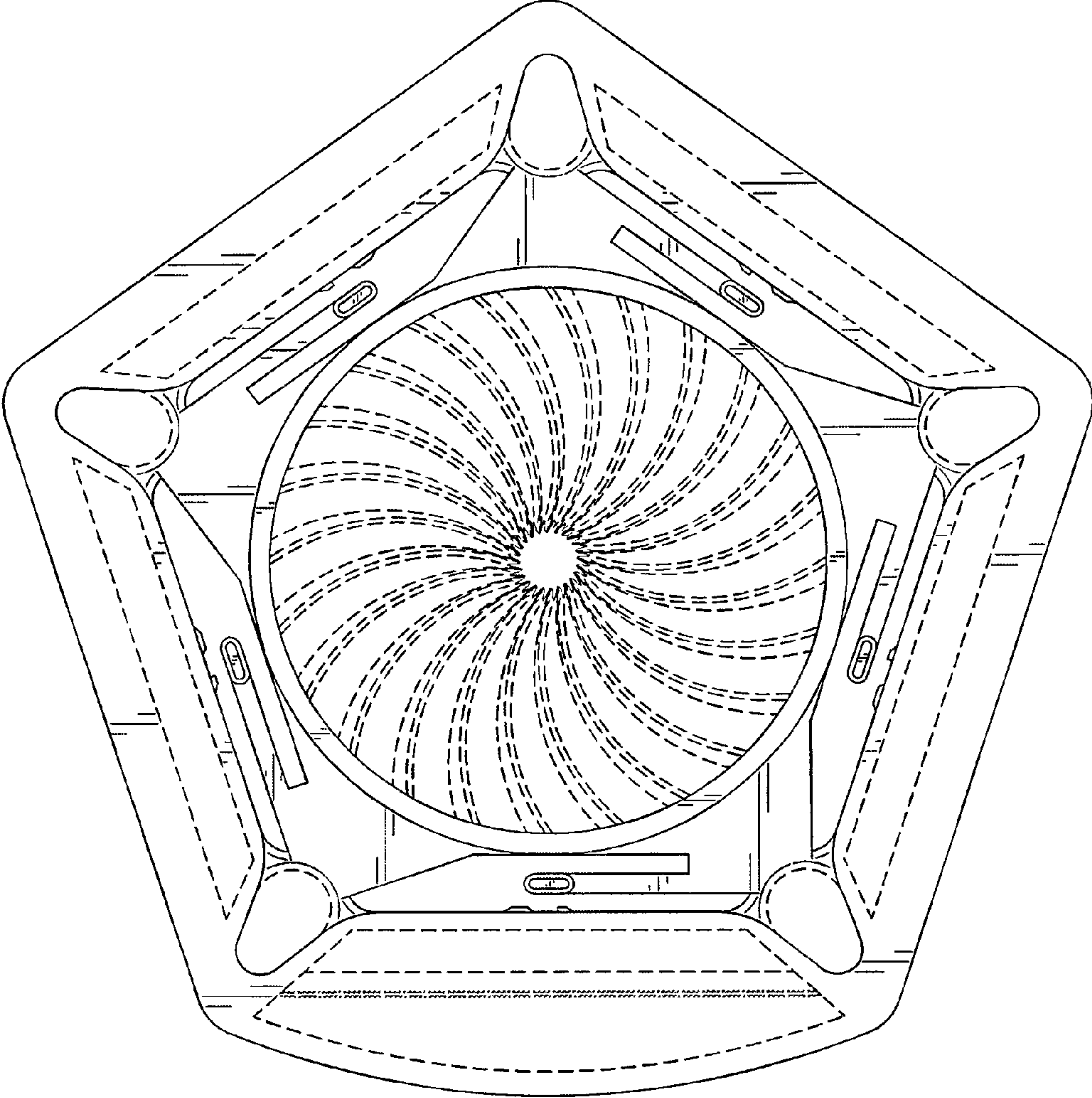


FIG. 3

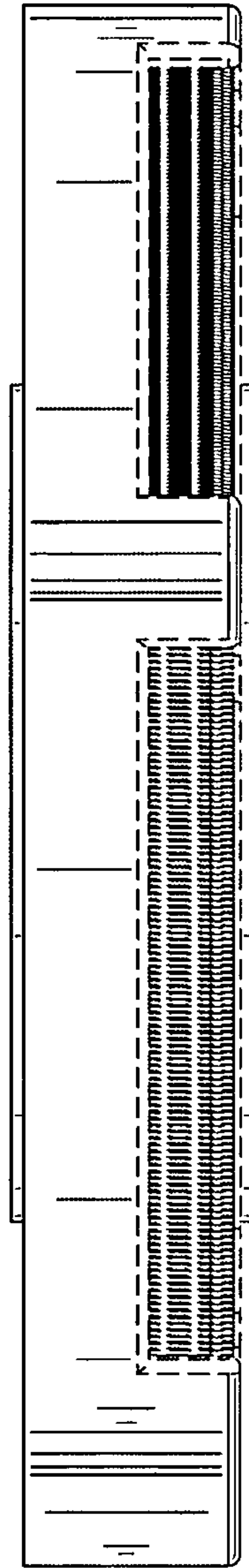


FIG. 4




FIG. 5




FIG. 6

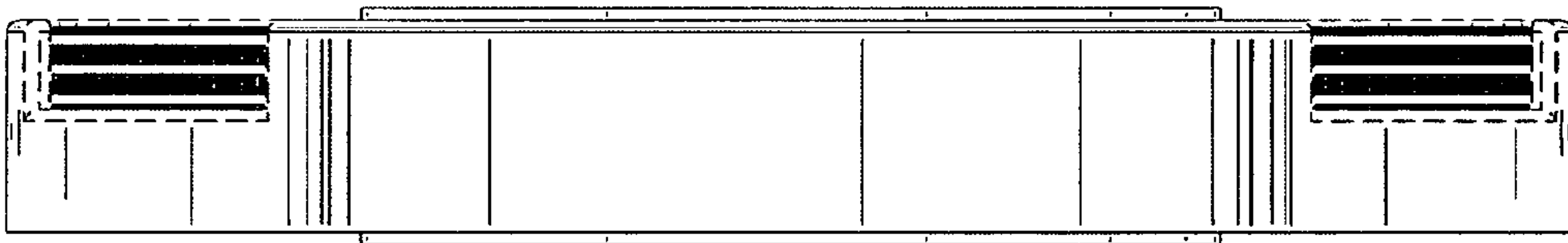


FIG. 7