



US00D697262S

(12) **United States Design Patent**
Szymanski

(10) **Patent No.:** **US D697,262 S**
(45) **Date of Patent:** **** Jan. 7, 2014**

(54) **SHAVING DEVICE**

(71) Applicant: **Aaron Szymanski**, Thomaston, CT (US)

(72) Inventor: **Aaron Szymanski**, Thomaston, CT (US)

(73) Assignee: **Idea Village Products, Inc.**, Wayne, NJ
(US)

(**) Term: **14 Years**

(21) Appl. No.: **29/442,797**

(22) Filed: **May 20, 2013**

(51) **LOC (10) Cl.** **28-03**

(52) **U.S. Cl.**
USPC **D28/46**

(58) **Field of Classification Search**
USPC 30/32, 34.05, 34.1-34.2, 41.9, 40-40.2,
30/41, 42-46, 47-52, 57-84, 526-541,
30/346.5-346.61; D28/44-48

See application file for complete search history.

(56) **References Cited**

U.S. PATENT DOCUMENTS

D179,245	S	*	11/1956	Ernest	D28/51
D218,669	S	*	9/1970	Genaro	D28/46
3,648,365	A	*	3/1972	Iten et al.	30/40
D254,992	S	*	5/1980	Chase et al.	D28/46
D566,334	S	*	4/2008	Shoavi	D28/46
D635,301	S	*	3/2011	Cormier	D28/46

* cited by examiner

Primary Examiner — Jennifer Rivard
(74) *Attorney, Agent, or Firm* — Dan DeLaRosa

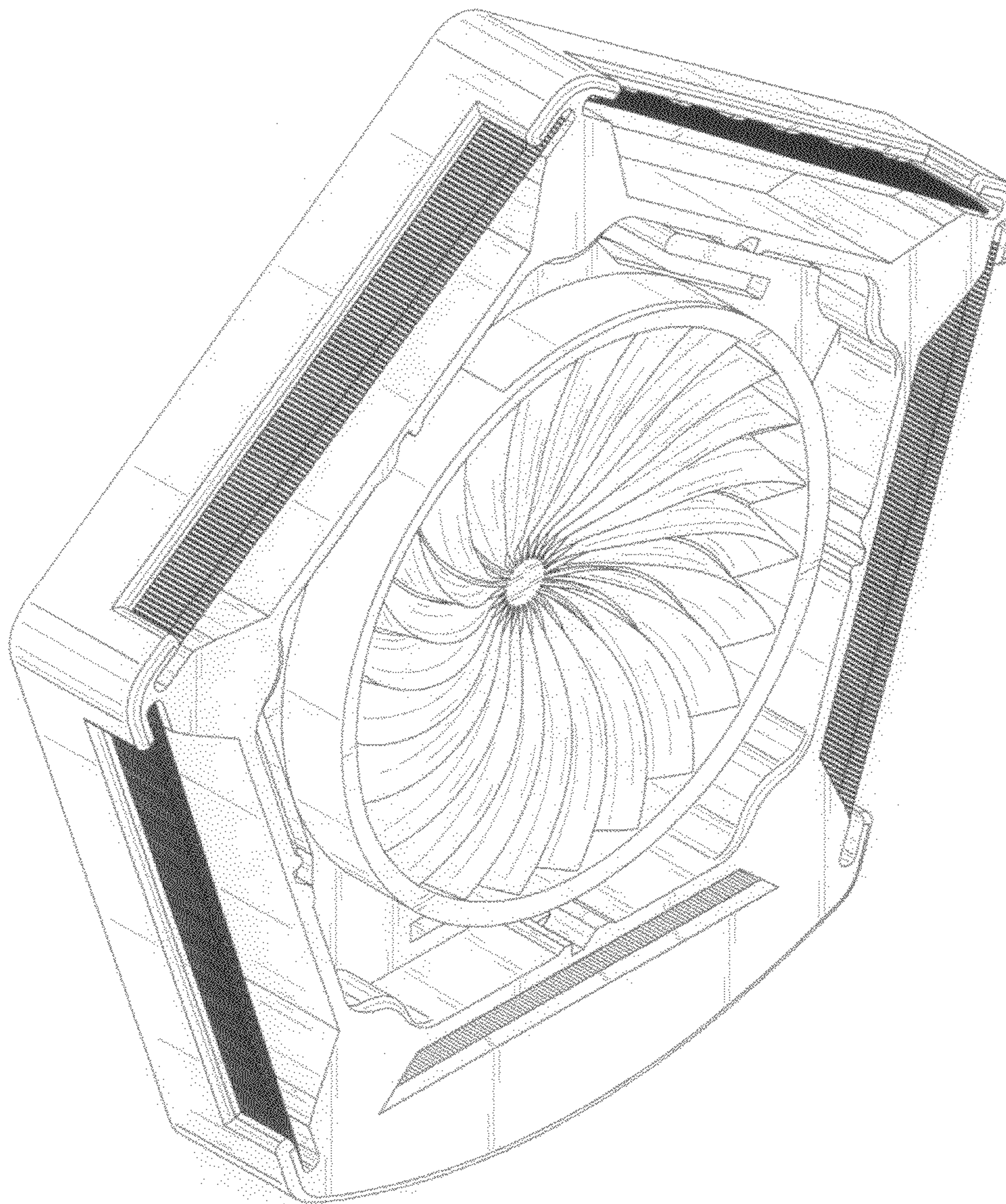
(57) **CLAIM**

The ornamental design for a shaving device, as shown and described.

DESCRIPTION

FIG. 1 is a front perspective view of the shaving device of the present invention showing my new design; FIG. 2 is a front side elevational view thereof; FIG. 3 is a back side elevational view thereof; FIG. 4 is a side elevational view thereof; FIG. 5 is another side elevational view thereof; FIG. 6 is a top plan view thereof; and, FIG. 7 is a bottom plan view thereof.

1 Claim, 5 Drawing Sheets



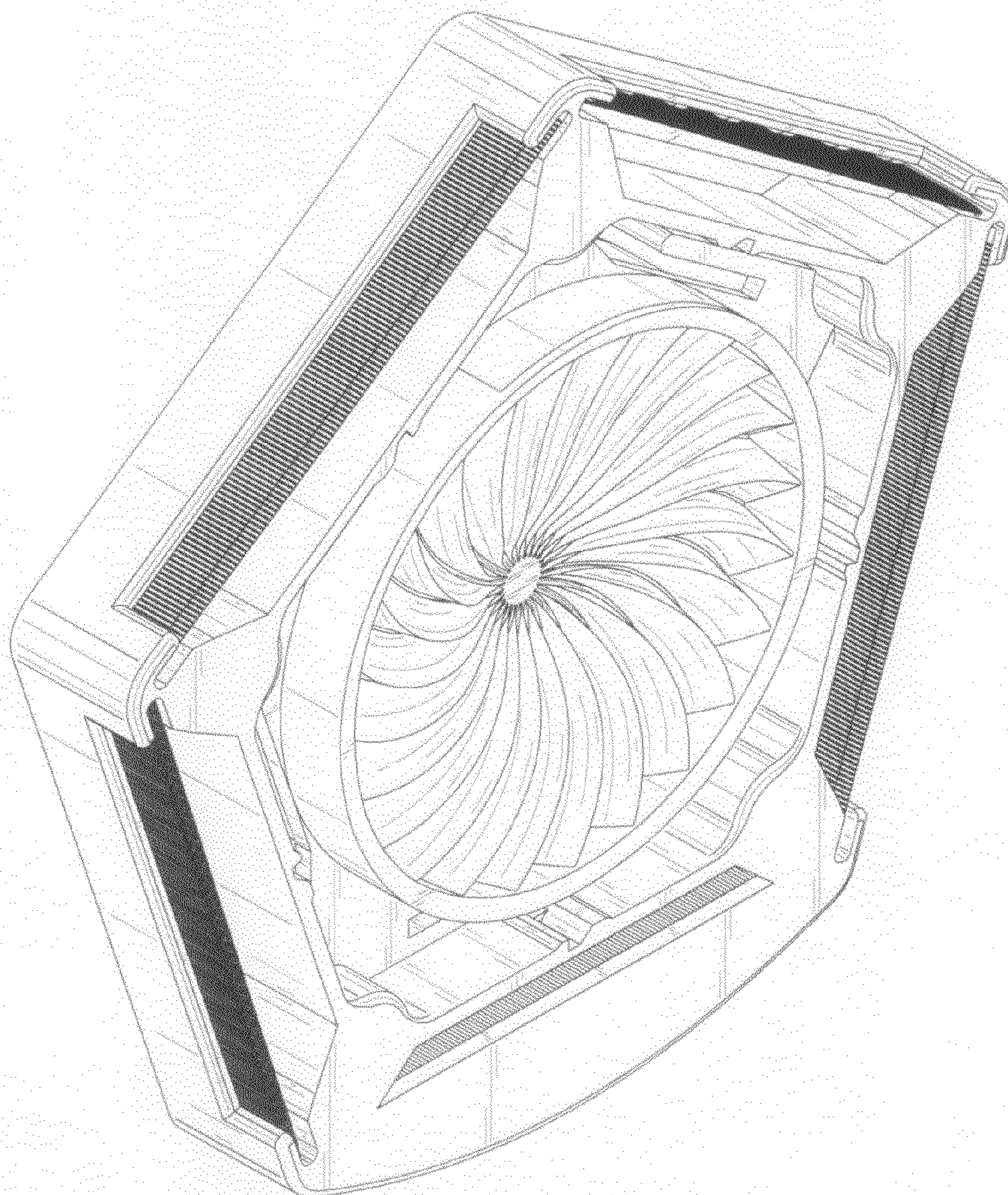


FIG. 1




FIG. 2

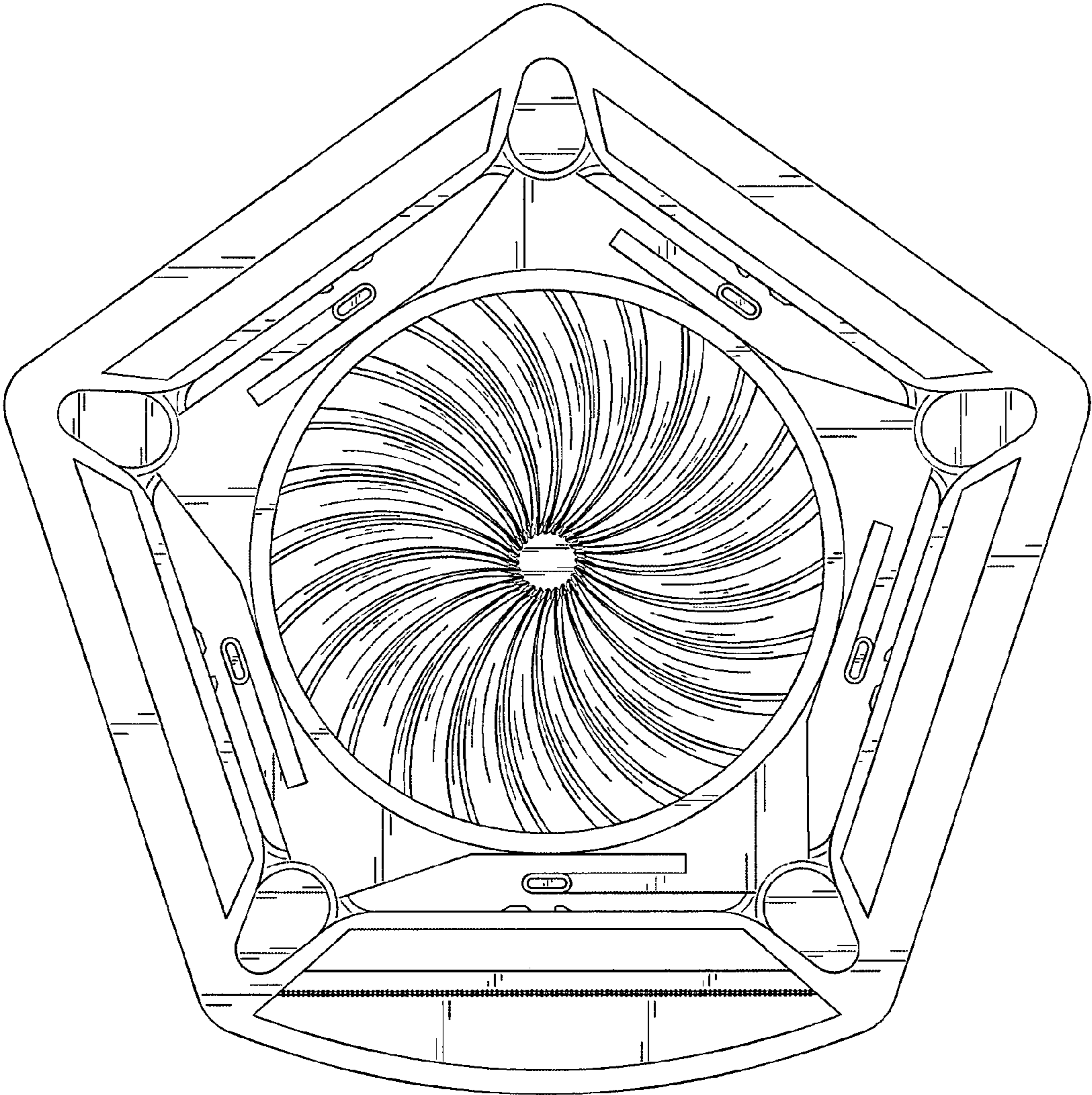


FIG. 3




FIG. 4




FIG. 5

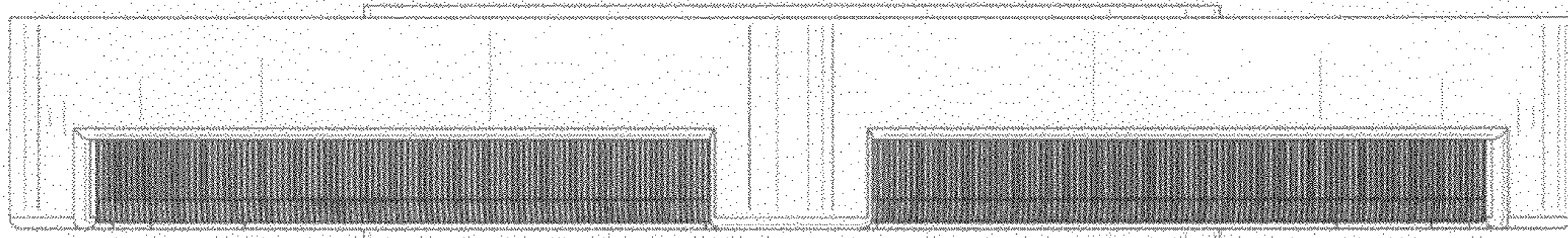


FIG. 6

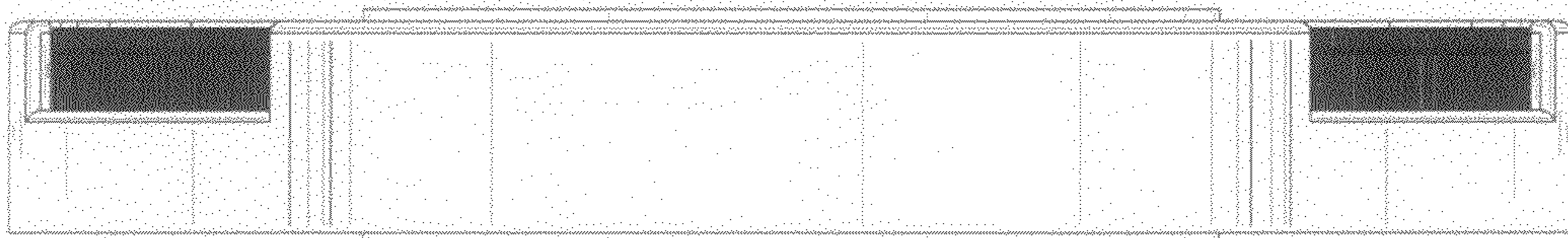


FIG. 7