



US00D697257S

(12) **United States Design Patent**
Conway et al.

(10) **Patent No.:** **US D697,257 S**

(45) **Date of Patent:** **** Jan. 7, 2014**

(54) **HEADLAMP REFLECTOR**

(71) Applicants: **Scott M. Conway**, Flower Mound, TX (US); **Steven H. Hovind**, Bellevue, WA (US); **Wallace A. Peltola**, Sammamish, WA (US); **Jaromir Derda**, Mohelnice (CZ)

(72) Inventors: **Scott M. Conway**, Flower Mound, TX (US); **Steven H. Hovind**, Bellevue, WA (US); **Wallace A. Peltola**, Sammamish, WA (US); **Jaromir Derda**, Mohelnice (CZ)

(73) Assignee: **PACCAR Inc**, Bellevue, WA (US)

(**) Term: **14 Years**

(21) Appl. No.: **29/449,092**

(22) Filed: **Mar. 14, 2013**

(51) **LOC (10) Cl.** **26-99**

(52) **U.S. Cl.**
USPC **D26/139**

(58) **Field of Classification Search**
USPC D26/28-36, 139; 362/459-468,
362/475-478, 485-487
See application file for complete search history.

(56) **References Cited**

U.S. PATENT DOCUMENTS

D494,293 S 8/2004 Pfeiffer
D499,202 S * 11/2004 Tsai D26/139
D513,644 S * 1/2006 Ruzicka et al. D26/139

D544,641 S * 6/2007 Elwell et al. D26/139
D576,765 S * 9/2008 Song et al. D26/139
D595,895 S * 7/2009 Lamm D26/139
D604,893 S * 11/2009 Woolley et al. D26/139
D608,498 S * 1/2010 Beigel et al. D26/139
D686,774 S * 7/2013 McCabe et al. D26/139

* cited by examiner

Primary Examiner — Marcus Jackson

(74) *Attorney, Agent, or Firm* — Christensen O'Connor Johnson Kindness PLLC

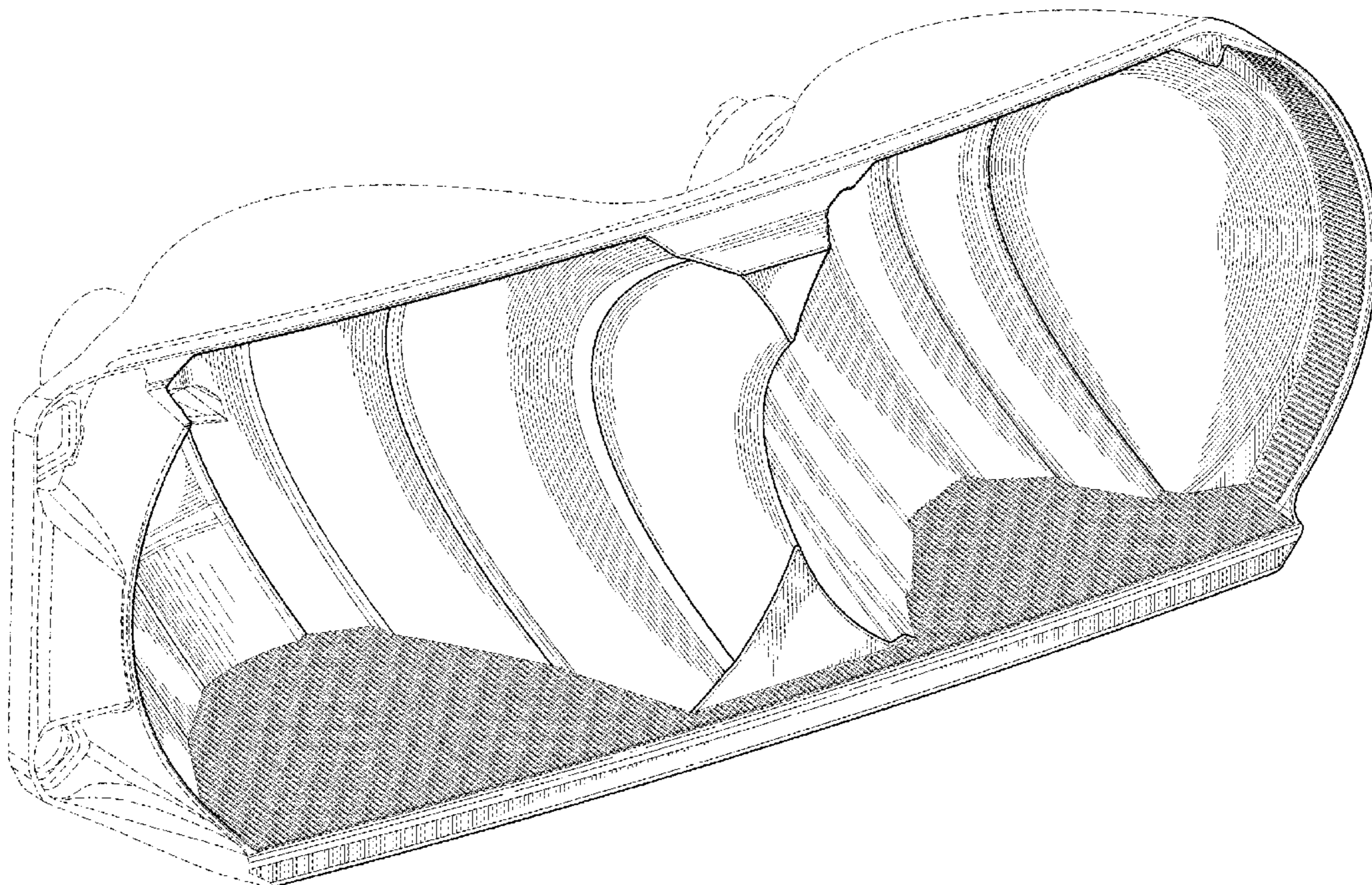
(57) **CLAIM**

The ornamental design for a headlamp reflector, as shown and described.

DESCRIPTION

FIG. 1 is a perspective view of a headlamp reflector according to our new design;
FIG. 2 is a front elevational view of the headlamp reflector of FIG. 1; and,
FIG. 3 is a right side view of headlamp reflector of FIG. 1.
The rear of the headlamp reflector is unornamented.
FIGS. 1-3 illustrate a first embodiment of our novel design suitable for use on the right side of a vehicle. Our novel design also includes a second embodiment suitable for use on the left side of a vehicle, which is mirrored symmetrical to FIGS. 1-3 and therefore not separately illustrated.
The broken lines shown in the drawings illustrate portions of the headlamp reflector that form no part of the claimed design.

1 Claim, 3 Drawing Sheets



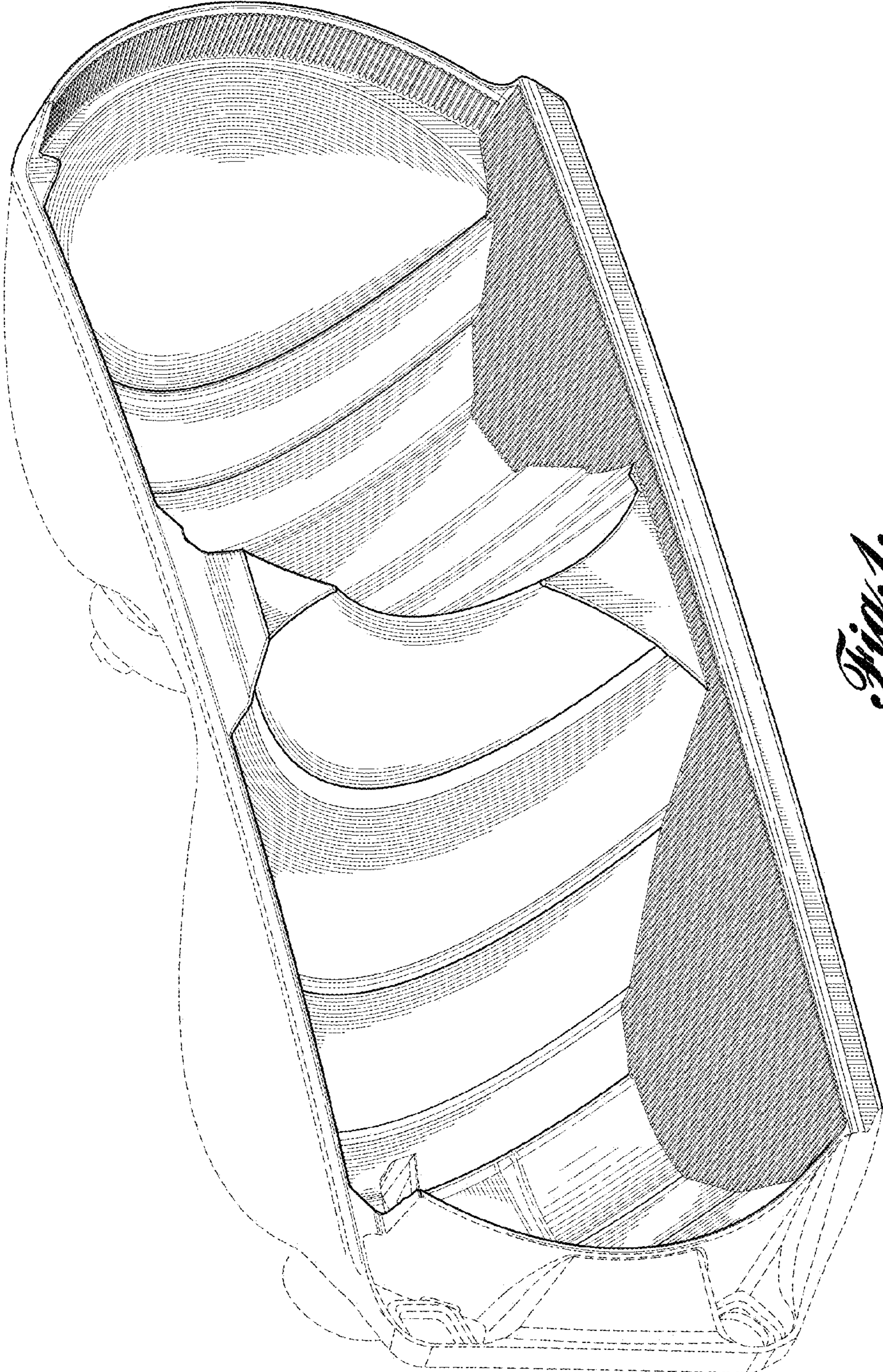


Fig. 1.

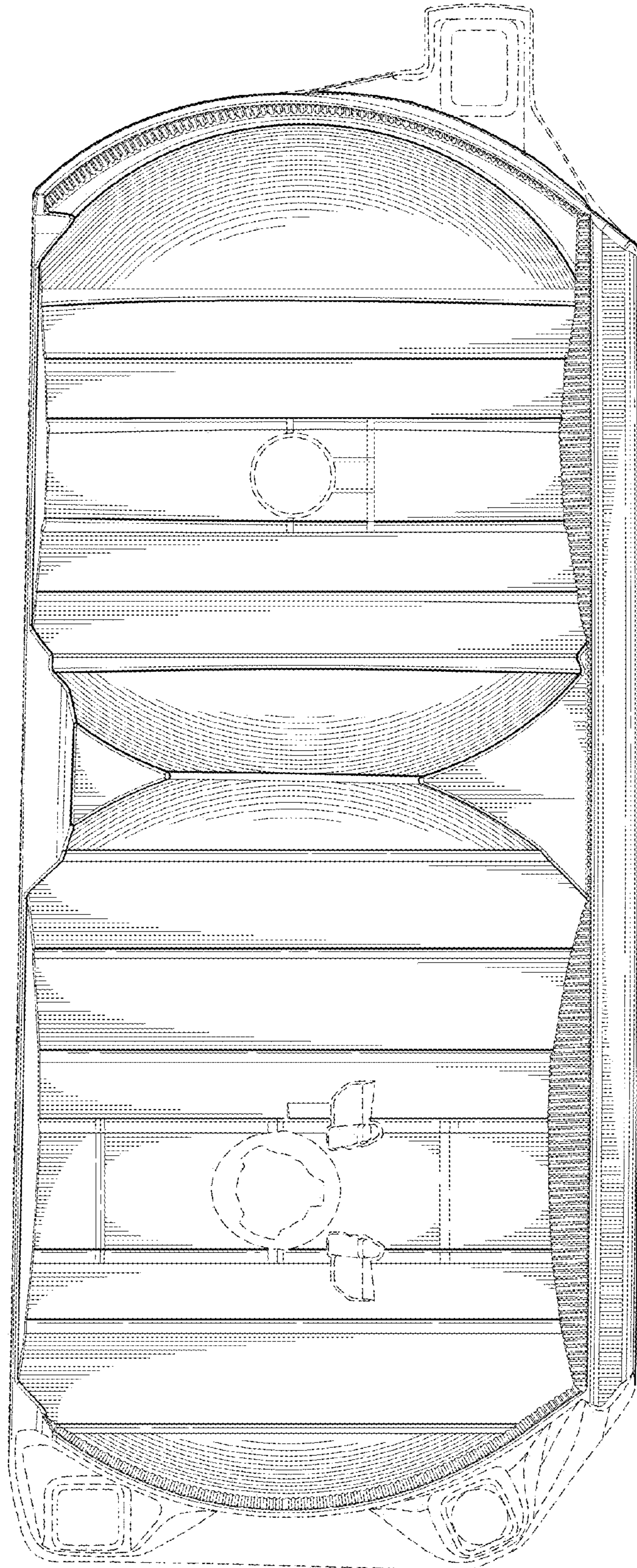


Fig. 2.

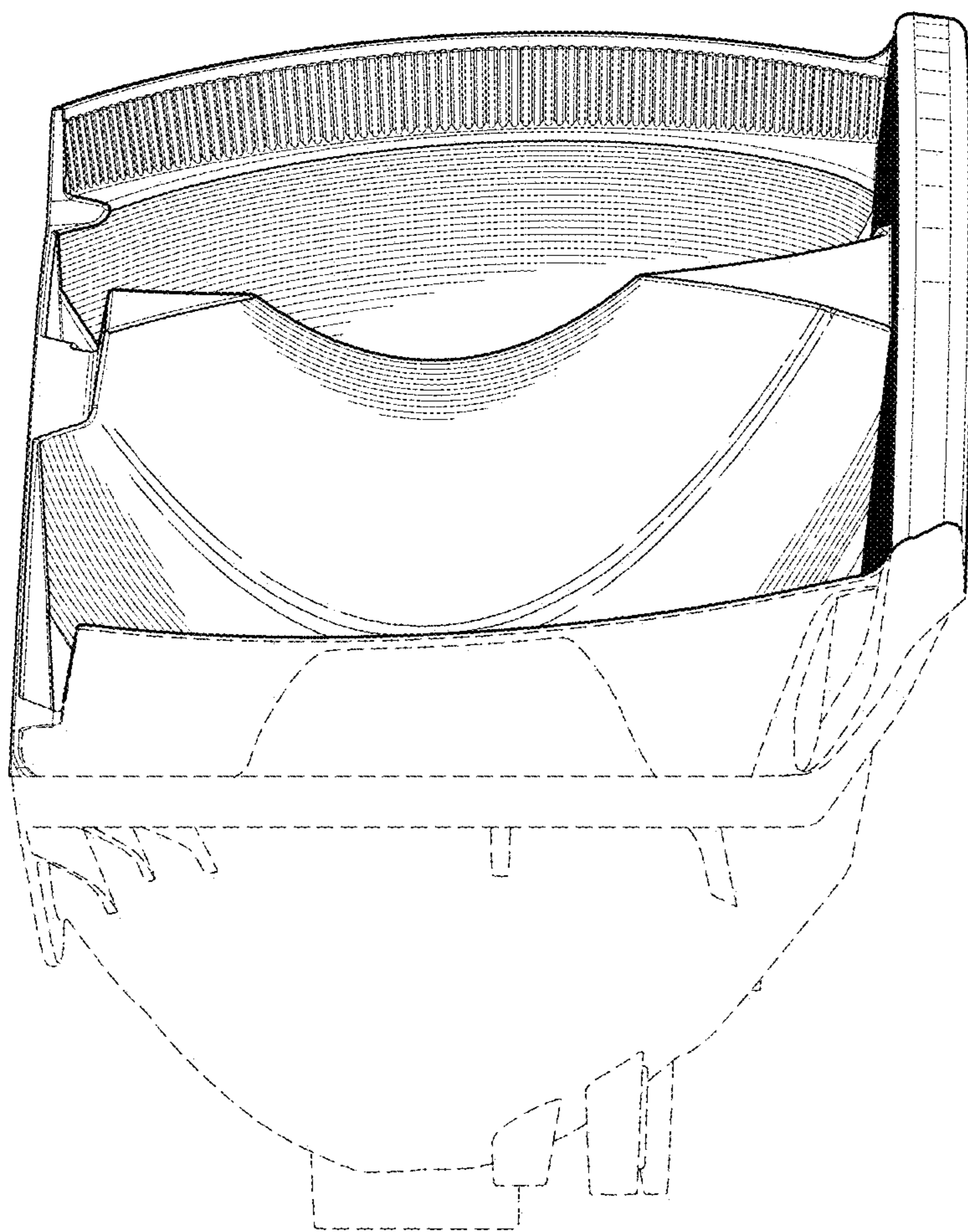


Fig. 3.

UNITED STATES PATENT AND TRADEMARK OFFICE
CERTIFICATE OF CORRECTION

PATENT NO. : D697,257 S
APPLICATION NO. : 29/449092
DATED : January 7, 2014
INVENTOR(S) : S. M. Conway et al.

Page 1 of 1

It is certified that error appears in the above-identified patent and that said Letters Patent is hereby corrected as shown below:

Title Page

<u>COLUMN</u>	<u>LINE</u>	<u>ERROR</u>
(57) Pg. 1, col. 2	Description line 5 of text	“view of headlamp” should read --view of the headlamp--

Signed and Sealed this
Thirtieth Day of December, 2014



Michelle K. Lee
Deputy Director of the United States Patent and Trademark Office