



US00D697237S

(12) **United States Design Patent**
Thirumurugan et al.

(10) **Patent No.:** **US D697,237 S**
(45) **Date of Patent:** **** Jan. 7, 2014**

(54) **LAMP**

(71) Applicants: **Natarajan Thirumurugan**, Wakefield, MA (US); **Arunava Dutta**, Winchester, MA (US)

(72) Inventors: **Natarajan Thirumurugan**, Wakefield, MA (US); **Arunava Dutta**, Winchester, MA (US)

(73) Assignee: **OSRAM SYLVANIA Inc.**, Danvers, MA (US)

(**) Term: **14 Years**

(21) Appl. No.: **29/451,829**

(22) Filed: **Apr. 9, 2013**

(51) **LOC (10) Cl.** **26-04**

(52) **U.S. Cl.**
USPC **D26/2**

(58) **Field of Classification Search**
USPC D26/1-4; 313/313, 315, 316, 317, 318, 313/493; 315/52, 53, 56, 57, 58
See application file for complete search history.

(56) **References Cited**

U.S. PATENT DOCUMENTS

D626,667	S	*	11/2010	Jonsson et al.	D26/2
D627,087	S	*	11/2010	Jonsson et al.	D26/2
D644,758	S		9/2011	Layevsky et al.	
D645,993	S	*	9/2011	Wang	D26/2
D676,985	S	*	2/2013	Boomgaarden et al.	D26/2

* cited by examiner

Primary Examiner — Marcus Jackson

(74) *Attorney, Agent, or Firm* — Edward S. Podszus

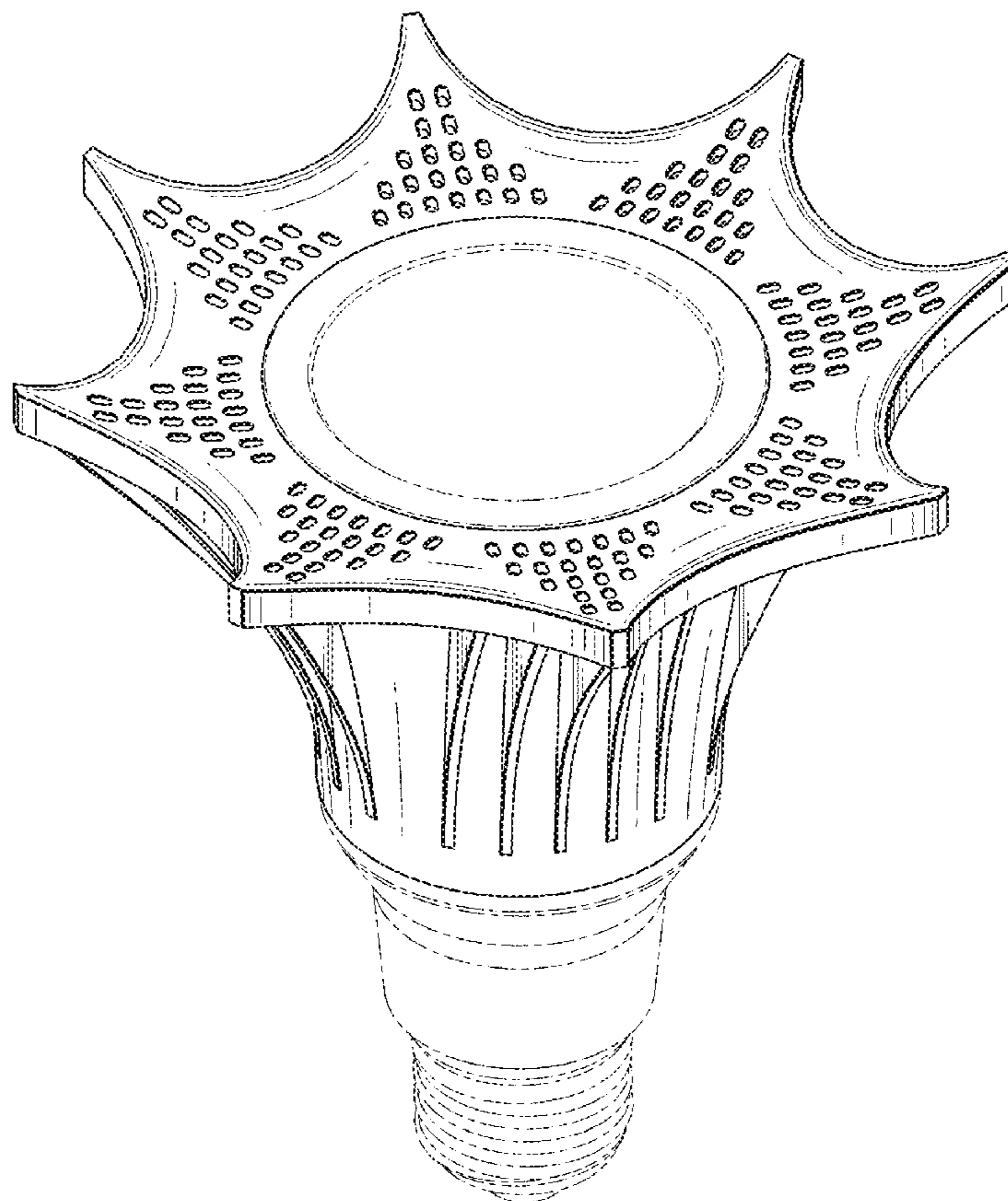
(57) **CLAIM**

The ornamental design for a lamp, as shown and described.

DESCRIPTION

FIG. 1 is a perspective view of the new design for a lamp as seen from the front, top;
FIG. 2 is a front elevational view thereof, the rear view being the same;
FIG. 3 is a top plan view thereof; and,
FIG. 4 is a bottom plan view thereof.
The broken line disclosure is for environmental purposes only and does not form a part of the claimed design.

1 Claim, 4 Drawing Sheets



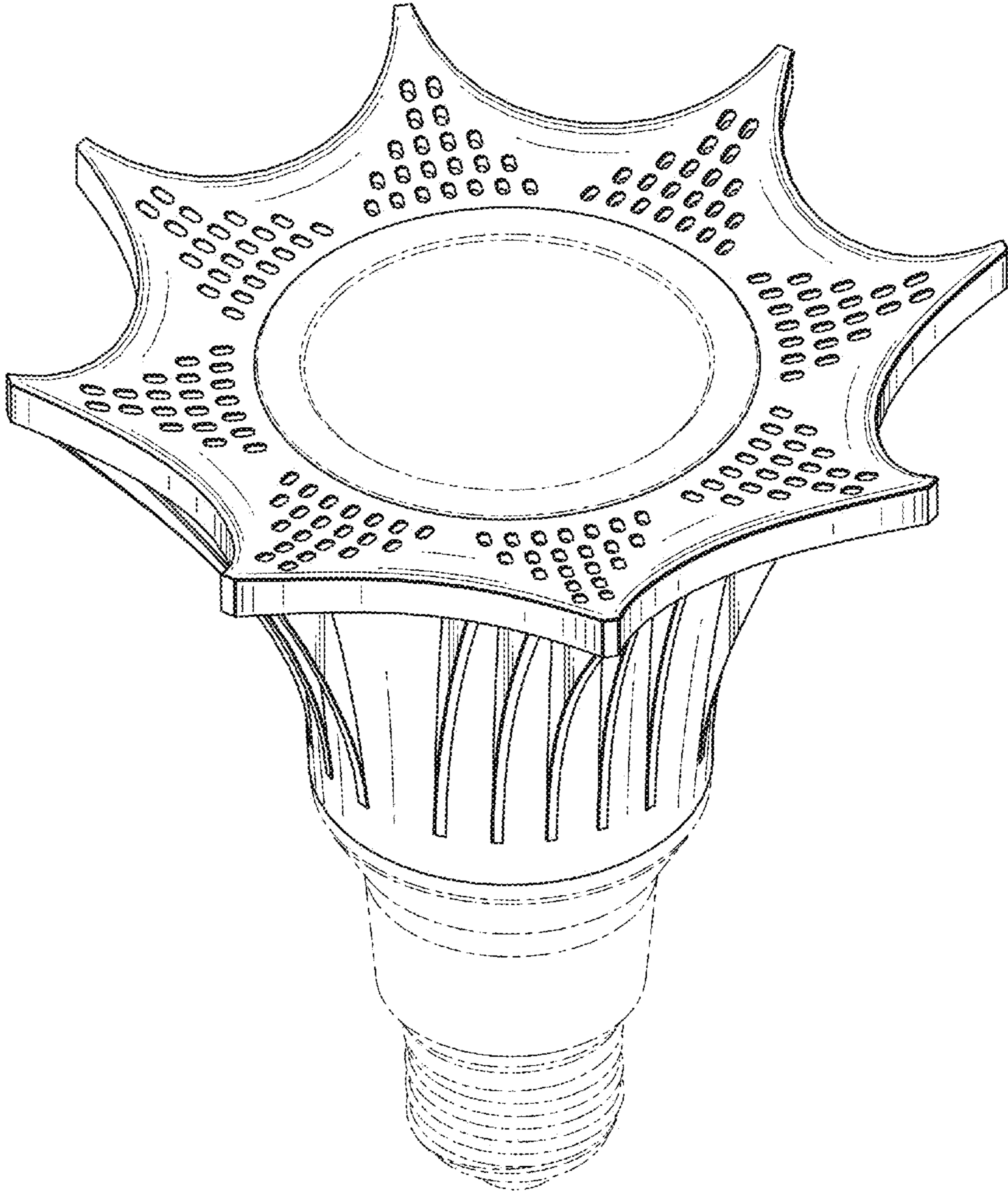


FIG. 1

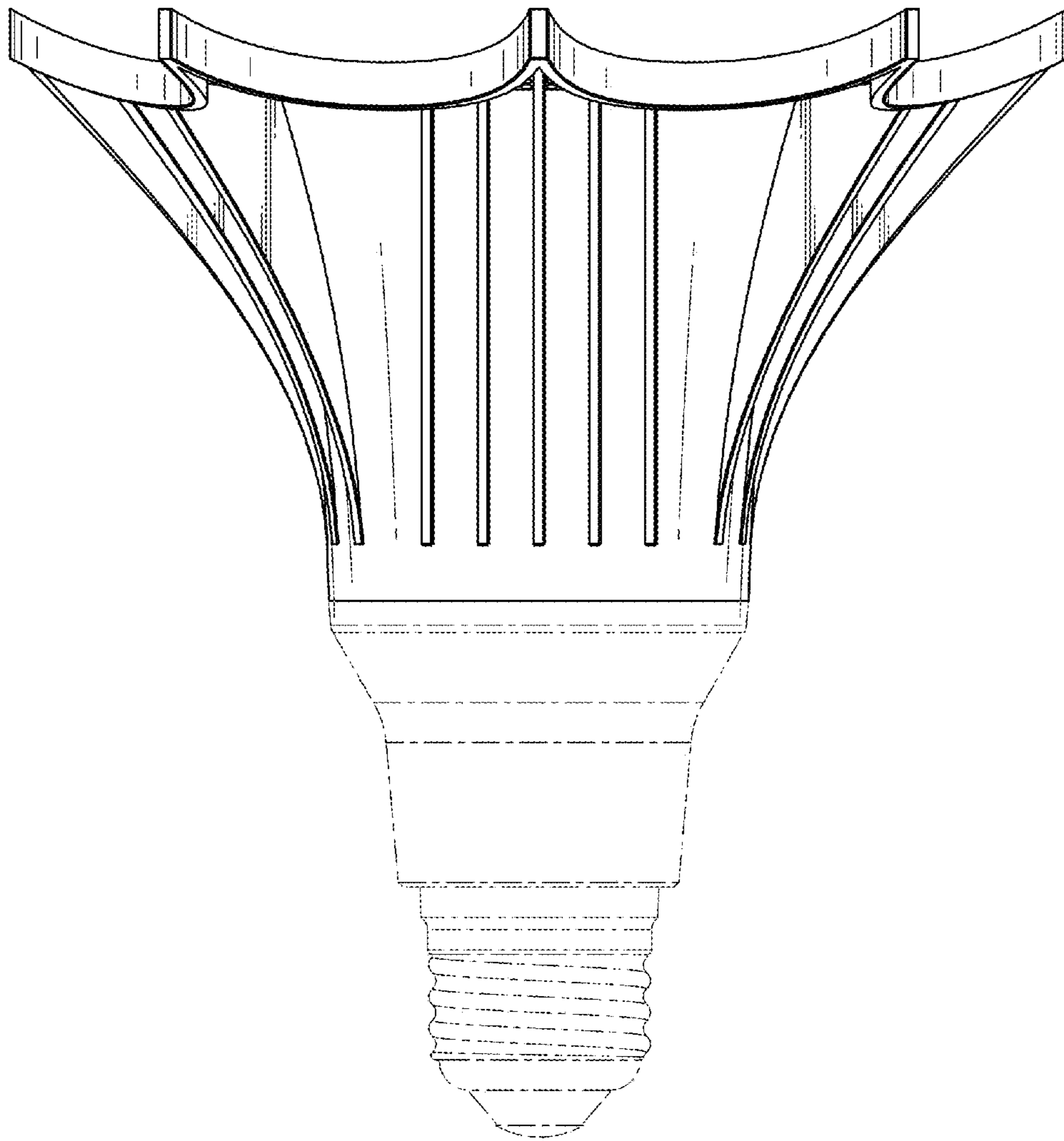


FIG. 2




FIG. 3




FIG. 4