



US00D697233S

(12) **United States Design Patent**  
**Herman**

(10) **Patent No.:** **US D697,233 S**  
(45) **Date of Patent:** **\*\* Jan. 7, 2014**

- (54) **CORNER POST FOR CABLE RAILING SYSTEM**
- (76) Inventor: **Joel Duane Herman**, Thurmont, MD (US)
- (\*\*) Term: **14 Years**
- (21) Appl. No.: **29/426,534**
- (22) Filed: **Jul. 6, 2012**
- (51) **LOC (10) Cl.** ..... **25-01**
- (52) **U.S. Cl.**  
USPC ..... **D25/126**
- (58) **Field of Classification Search**  
USPC ..... D25/126; 52/220.1, 260, 281, 127.5, 52/127.7; 256/13.1; 404/6  
See application file for complete search history.

7,530,550	B2	5/2009	Fattori
7,568,679	B2	8/2009	Neusch
7,802,773	B2	9/2010	Murphy
2005/0207838	A1	9/2005	Striebel et al.
2006/0091371	A1	5/2006	Cox et al.
2006/0140718	A1*	6/2006	Lamore ..... 404/6
2006/0145131	A1	7/2006	Purvis
2008/0157046	A1	7/2008	Murphy
2009/0050865	A1	2/2009	Napier
2009/0315007	A1	12/2009	Cox et al.
2010/0308293	A1	12/2010	Larkins et al.

\* cited by examiner

*Primary Examiner* — Doris Clark

(57) **CLAIM**

The ornamental design for a corner post for cable railing system, as shown and described.

**DESCRIPTION**

This application is related to Design Application No. 29/426, 529, filed Jul. 6, 2012, in the United States Patent and Trademark Office, entitled "Corner Post for Cable Railing System" by Joel Duane Herman and Design Application No. 29/426, 532, filed Jul. 6, 2012, in the United States Patent and Trademark Office, entitled "Corner Post for Cable Railing System" by Joel Duane Herman.

FIG. 1 is a perspective view of a corner post for cable railing system showing my new design;

FIG. 2 is a right side elevational view thereof;

FIG. 3 is a front elevational view thereof;

FIG. 4 is a left side elevational view thereof;

FIG. 5 is a rear elevational view thereof;

FIG. 6 is a top view thereof; and,

FIG. 7 is a bottom view thereof.

Portions shown in broken lines are for purposes of illustrating the environment in which the corner post for cable railing system embodied in my design is used, and form no part of my claimed design.

**1 Claim, 4 Drawing Sheets**

(56) **References Cited**

U.S. PATENT DOCUMENTS

10,781	A	4/1854	Coons	
1,517,119	A	5/1921	Luhring	
1,664,321	A	3/1928	Quist	
1,857,435	A	5/1932	Cole	
2,315,516	A	4/1943	Gray	
D174,201	S *	3/1955	Tedaldi et al.	..... D25/126
4,003,553	A	1/1977	Morris	
4,827,683	A	5/1989	Poole	
5,586,423	A	12/1996	Mullen	
5,975,793	A *	11/1999	Simmons et al.	..... 404/6
6,053,281	A	4/2000	Murray	
6,270,057	B1	8/2001	Highley et al.	
6,336,623	B1	1/2002	McCarthy	
6,666,625	B2	12/2003	Thornton	
6,902,151	B1	6/2005	Nilsson	
7,048,090	B2	5/2006	Dean et al.	
7,063,186	B1	6/2006	Granke	
7,198,253	B2	4/2007	Striebel et al.	
7,325,788	B1	2/2008	Stanek et al.	
D567,397	S *	4/2008	Terada et al.	..... D25/126
7,497,640	B2 *	3/2009	Sharp et al.	..... 404/6



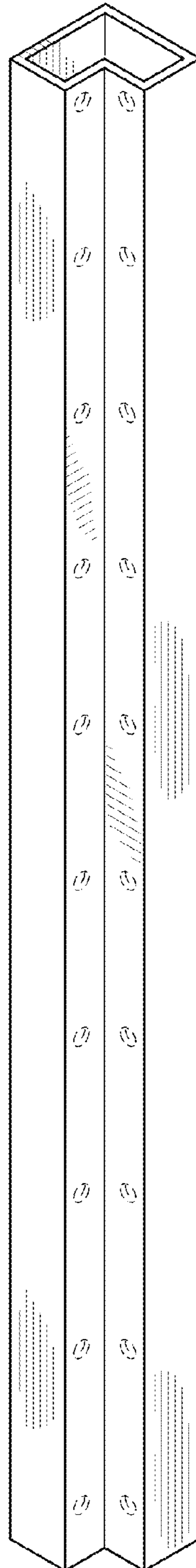


FIG. 1

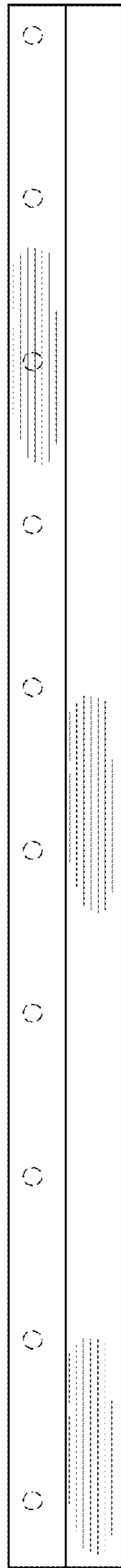


FIG. 2




FIG. 3




FIG. 4


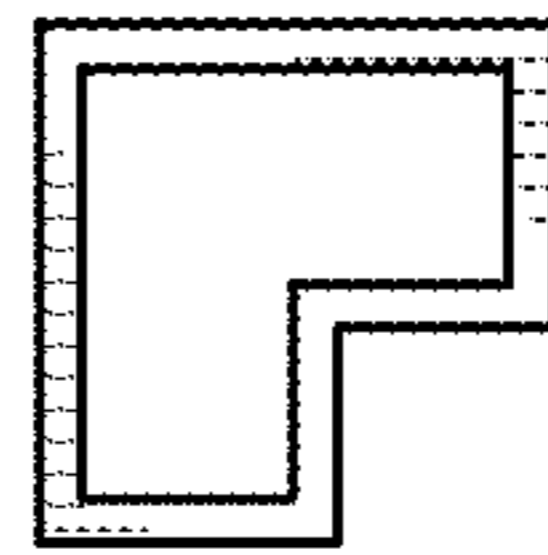
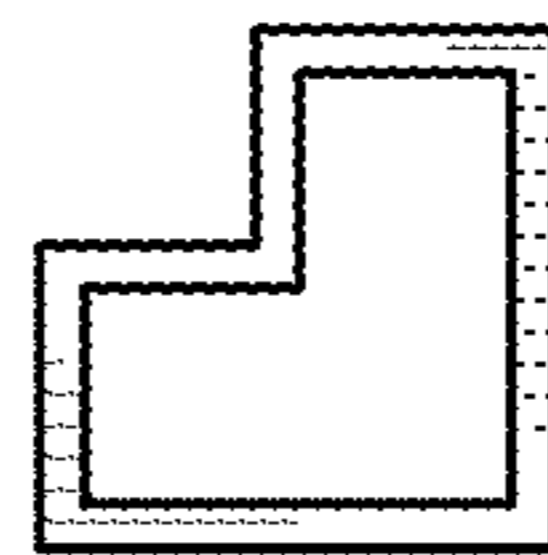


FIG. 5



*FIG. 6*



*FIG. 7*