



US00D697230S

(12) **United States Design Patent**
Esposito

(10) **Patent No.:** **US D697,230 S**
(45) **Date of Patent:** **** Jan. 7, 2014**

(54) **FENCE**

(71) Applicant: **Lisa M. Esposito**, Shelby Township, MI (US)

(72) Inventor: **Lisa M. Esposito**, Shelby Township, MI (US)

(**) Term: **14 Years**

(21) Appl. No.: **29/450,719**

(22) Filed: **Mar. 21, 2013**

Related U.S. Application Data

(60) Continuation of application No. 29/427,715, filed on Jul. 20, 2012, now Pat. No. Des. 679,414, which is a division of application No. 29/384,762, filed on Feb. 3, 2011, now Pat. No. Des. 665,510.

(51) **LOC (10) Cl.** **25-02**

(52) **U.S. Cl.**
USPC **D25/38.1**

(58) **Field of Classification Search**
USPC D25/38.1, 48.5; 256/19, 22, 24, 25, 256/65.01, 67, 65.02, 65.11, 65.15, 65.16, 256/59, 45, 73

See application file for complete search history.

(56) **References Cited**

U.S. PATENT DOCUMENTS

3,357,681	A *	12/1967	Souza, Jr.	256/65.02
4,188,019	A	2/1980	Meredith	
D404,501	S *	1/1999	Smith	D25/42
6,305,671	B1	10/2001	Valentine	
6,345,809	B1	2/2002	Bebendorf et al.	
D486,586	S *	2/2004	Cantley et al.	D25/50
D583,484	S *	12/2008	Ferris	D25/38
D622,409	S *	8/2010	Dong	D25/38
2005/0023514	A1 *	2/2005	Gibbs et al.	256/59
2005/0045863	A1 *	3/2005	MacKay	256/59

* cited by examiner

Primary Examiner — Doris Clark

(74) *Attorney, Agent, or Firm* — Rader, Fishman & Grauer PLLC

(57) **CLAIM**

The ornamental design for a fence, as shown and described.

DESCRIPTION

FIG. 1 is a front view of a fence having a pair of rails with a vertical member there between;

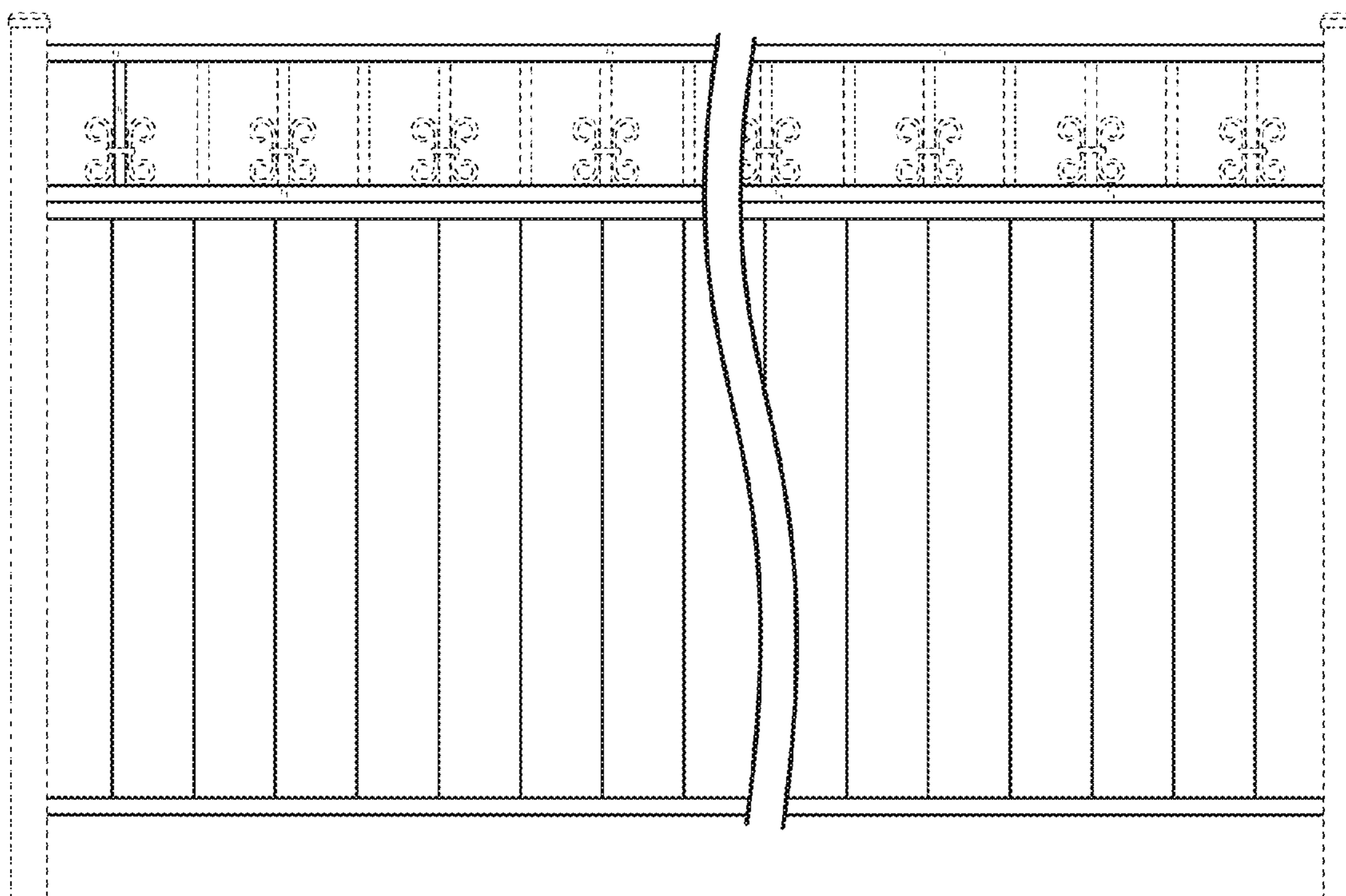
FIG. 2 is a top view;

FIG. 3 is a bottom view; and,

FIG. 4 is a side view.

The broken lines are for illustrative purposes only and form no part of the claimed design.

1 Claim, 2 Drawing Sheets



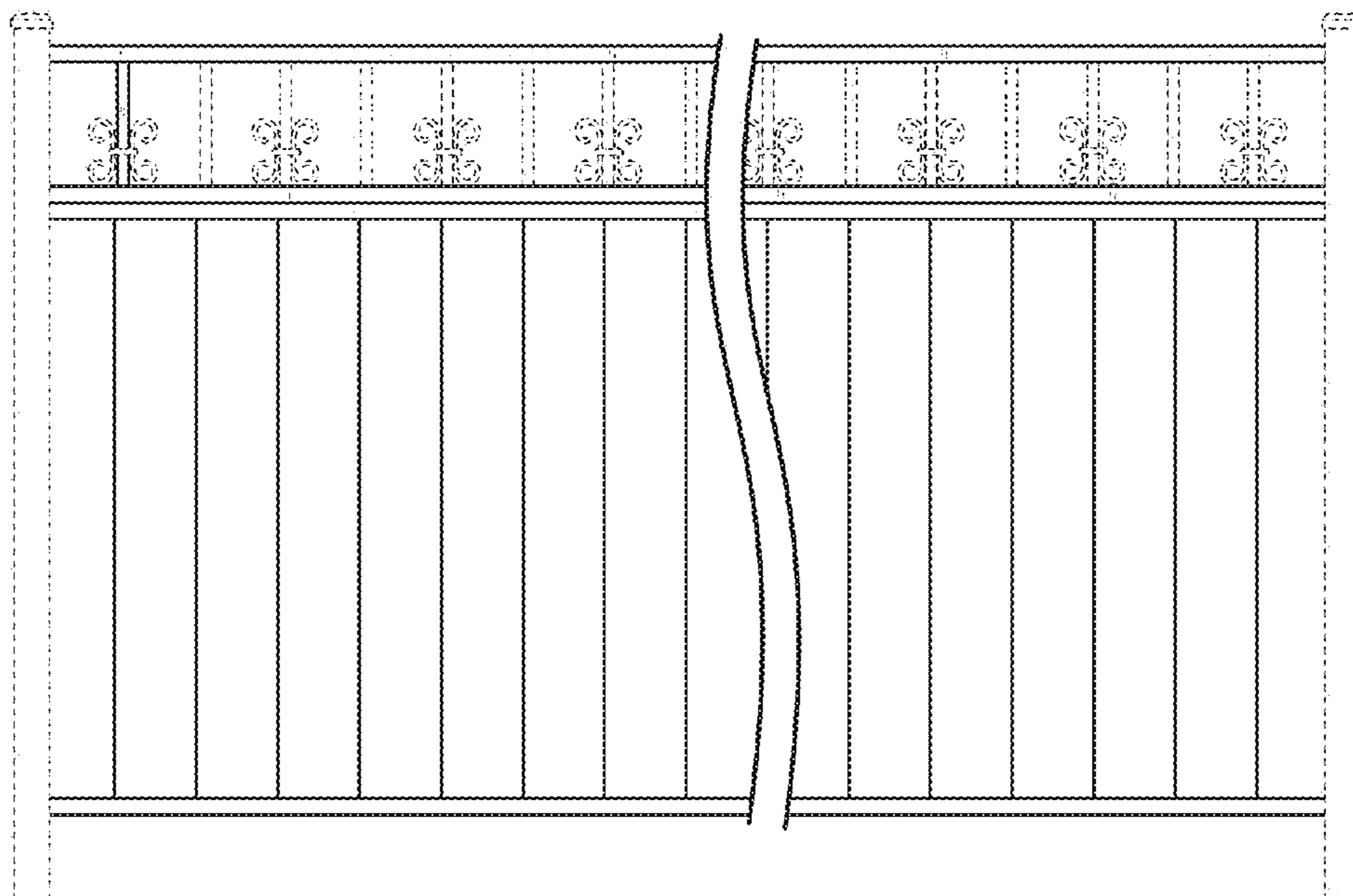


FIG. 1

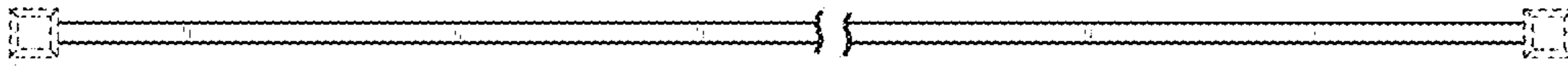


FIG. 2

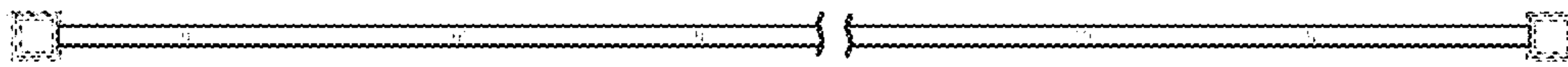


FIG. 3




FIG. 4