

US00D697216S

(12) **United States Design Patent**  
**Chan et al.**

(10) **Patent No.:** **US D697,216 S**  
(45) **Date of Patent:** **\*\* Jan. 7, 2014**

(54) **ADHESIVE BANDAGE WITH DECORATED PAD**

(75) Inventors: **Jennifer Wing-Yee Chan**, Belle Mead, NJ (US); **Michael William Eknoian**, Warren, NJ (US); **Vincent John Petersack**, Eastampton, NJ (US); **Carmine Michael Rizzo**, Cliffwood Beach, NJ (US); **Karin Taylor**, New York, NY (US)

(73) Assignee: **Johnson & Johnson Consumer Companies, Inc.**, Skillman, NJ (US)

(\*\*) Term: **14 Years**

(21) Appl. No.: **29/386,506**

(22) Filed: **Mar. 1, 2011**

**Related U.S. Application Data**

(63) Continuation-in-part of application No. 13/036,499, filed on Feb. 28, 2011, and a continuation-in-part of application No. 13/036,471, filed on Feb. 28, 2011.

(51) **LOC (10) CI.** ..... **24-04**

(52) **U.S. CI.**  
USPC ..... **D24/189**

(58) **Field of Classification Search**  
USPC ..... D20/10-11, 23, 35, 42; D24/189;  
602/41-48, 54-55, 58

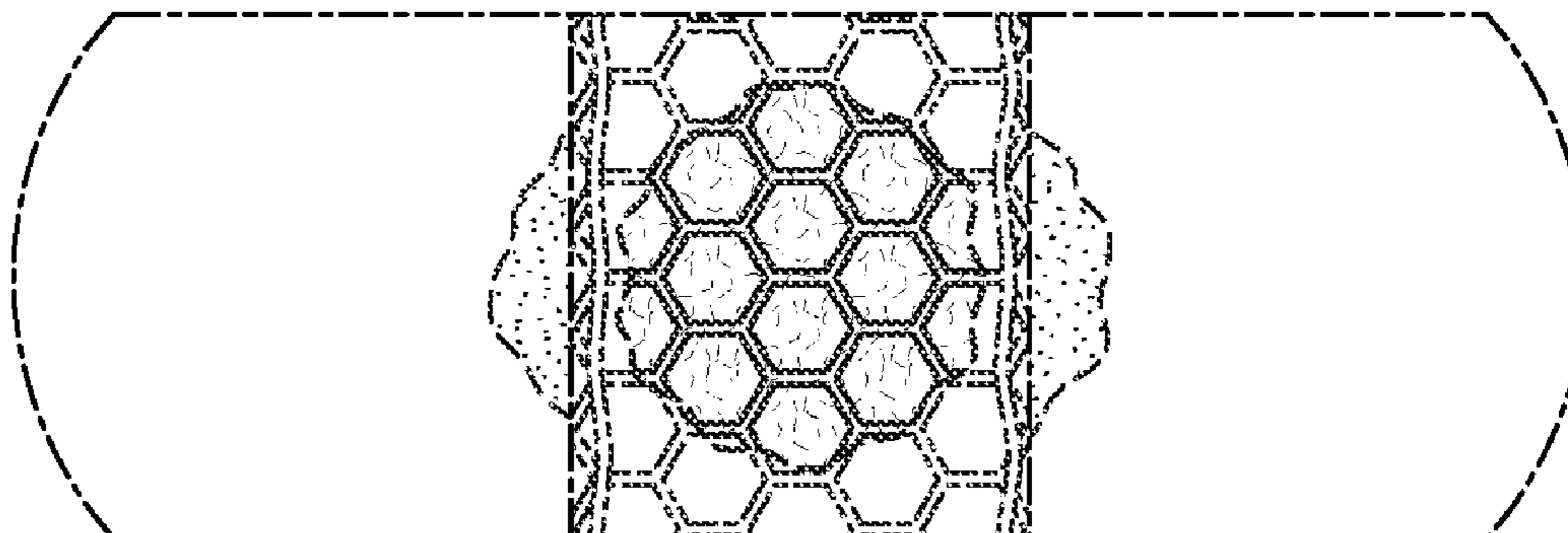
See application file for complete search history.

(56) **References Cited**

**U.S. PATENT DOCUMENTS**

2,788,003 A	4/1957	Morin
2,896,618 A	7/1959	Schaefer
3,053,252 A	9/1962	Wolf
3,073,304 A	1/1963	Schaar
3,214,502 A	10/1965	Schaar
3,431,911 A	3/1969	Meisel, Jr.
3,494,362 A	2/1970	Burgeni
3,670,731 A	6/1972	Harmon
3,707,430 A	12/1972	Costanza et al.
3,731,686 A	5/1973	Chatterjee

3,858,585 A	1/1975	Chatterjee	
3,903,890 A	9/1975	Mesek et al.	
3,908,659 A	9/1975	Wehrmeyer et al.	
4,145,464 A	3/1979	McConnell et al.	
4,259,387 A	3/1981	Mesek	
4,423,101 A	12/1983	Willstead	
4,616,644 A	10/1986	Saferstein et al.	
D288,363 S *	2/1987	Wallstrom	D24/125
4,781,710 A	11/1988	Megison et al.	
5,051,259 A	9/1991	Olsen et al.	
5,158,555 A	10/1992	Porzilli	
5,250,043 A	10/1993	Castellana et al.	
5,328,450 A	7/1994	Smith et al.	
5,423,736 A	6/1995	Cartmell et al.	
5,429,589 A *	7/1995	Cartmell et al.	602/42
D383,211 S *	9/1997	Dunshee et al.	D24/189
5,681,301 A	10/1997	Yang et al.	
D387,169 S *	12/1997	Dunshee et al.	D24/189
D389,244 S *	1/1998	Dunshee et al.	D24/189
D391,639 S *	3/1998	Dunshee et al.	D24/189
5,782,787 A	7/1998	Webster	
D402,371 S *	12/1998	Haynes et al.	D24/189
D404,136 S *	1/1999	Dunshee et al.	D24/189
D407,160 S *	3/1999	Dunshee et al.	D24/189
5,954,679 A	9/1999	Baranitsky	
5,990,377 A	11/1999	Chen et al.	
5,998,032 A	12/1999	Hansen et al.	
D424,699 S *	5/2000	Allen	D24/189
6,171,648 B1	1/2001	Himmelsbach et al.	
6,245,961 B1	6/2001	Roxendal et al.	
6,384,294 B1	5/2002	Levin	
6,395,395 B1	5/2002	Hansen et al.	
6,395,957 B1	5/2002	Chen et al.	
6,420,622 B1	7/2002	Johnston et al.	
6,566,575 B1	5/2003	Stickels et al.	
6,747,186 B2	6/2004	Shimizu	
6,897,348 B2	5/2005	Malik	
D511,006 S *	10/2005	Dodd et al.	D24/189
6,967,261 B1	11/2005	Soerens et al.	
7,105,716 B2	9/2006	Baratian et al.	
7,154,017 B2	12/2006	Sigurjonsson et al.	
7,214,847 B1	5/2007	Flick	
7,220,889 B2	5/2007	Sigurjonsson et al.	
D545,970 S	7/2007	Eknoian et al.	
7,238,849 B2	7/2007	Goldberg et al.	
7,270,721 B2	9/2007	Hilfenhaus et al.	
7,291,762 B2	11/2007	Flick	
7,304,202 B2	12/2007	Sigurjonsson et al.	
7,329,792 B2	2/2008	Buckman et al.	
7,335,612 B2	2/2008	Kim	
D570,421 S *	6/2008	Andersson	D21/376
7,396,975 B2	7/2008	Sigurjonsson et al.	
7,468,471 B2	12/2008	Sigurjonsson et al.	



D611,156	S	*	3/2010	Dunshee	.....	D24/189
7,811,021	B2		10/2010	Gueret		
D646,789	S	*	10/2011	Barth	.....	D24/189
D648,439	S	*	11/2011	Greener et al.	.....	D24/189
2003/0208175	A1		11/2003	Gross et al.		
2004/0049145	A1		3/2004	Flick		
2004/0127834	A1		7/2004	Sigurjonsson et al.		
2004/0127835	A1		7/2004	Sigurjonsson et al.		
2004/0127836	A1		7/2004	Sigurjonsson et al.		
2004/0127837	A1		7/2004	Sigurjonsson		
2004/0127839	A1		7/2004	Sigurjonsson et al.		
2004/0133143	A1		7/2004	Burton et al.		
2004/0138604	A1		7/2004	Sigurjonsson et al.		
2004/0138605	A1		7/2004	Sigurjonsson et al.		
2005/0165445	A1		7/2005	Buckman et al.		
2007/0129697	A1		6/2007	Soerens et al.		
2007/0142803	A1		6/2007	Soerens et al.		
2008/0033506	A1		2/2008	Flick		
2008/0039763	A1		2/2008	Sigurjonsson et al.		
2008/0076844	A1		3/2008	Van Sumeren et al.		
2008/0119773	A1		5/2008	Flick		
2008/0255493	A1		10/2008	Sigurjonsson et al.		
2010/0179463	A1		7/2010	Greener et al.		

\* cited by examiner

FOREIGN PATENT DOCUMENTS

CA	2321418	7/1992
WO	2010147535	12/2010

Primary Examiner — T. Chase Nelson  
Assistant Examiner — Michelle E Wilson

(57) CLAIM

We claim the ornamental design for an adhesive bandage with decorated pad, as shown and described.

DESCRIPTION

FIG. 1 is a plan view of an adhesive bandage with a decorated absorbent pad showing my new design;  
FIG. 2 is a side elevational view thereof, the opposite side elevational view being a mirror image;  
FIG. 3 is an end elevational view thereof, the opposite end elevational view being a mirror image;  
FIG. 4 is a plan view of a second embodiment of a decorated absorbent pad showing my new design;

FIG. 5 is a side elevational view thereof, the opposite side elevational view being a mirror image;  
FIG. 6 is an end elevational view thereof, the opposite end elevational view being a mirror image;  
FIG. 7 is a plan view of an adhesive bandage with a third embodiment of a decorated absorbent pad showing my new design;  
FIG. 8 is a side elevational view thereof, the opposite side elevational view being a mirror image;  
FIG. 9 is an end elevational view thereof, the opposite end elevational view being a mirror image;  
FIG. 10 is a plan view of an adhesive bandage with a fourth embodiment of a decorated absorbent pad showing my new design;  
FIG. 11 is a side elevational view thereof, the opposite side elevational view being a mirror image;  
FIG. 12 is an end elevational view thereof, the opposite end elevational view being a mirror image;  
FIG. 13 is a plan view of an adhesive bandage with a fifth embodiment of a decorated absorbent pad showing my new design;  
FIG. 14 is a side elevational view thereof, the opposite side elevational view being a mirror image; and,  
FIG. 15 is an end elevational view thereof, the opposite end elevational view being a mirror image.

The broken line showing of the backing of the adhesive bandage is included for the purpose of illustrating environment and forms no part of the claimed design.

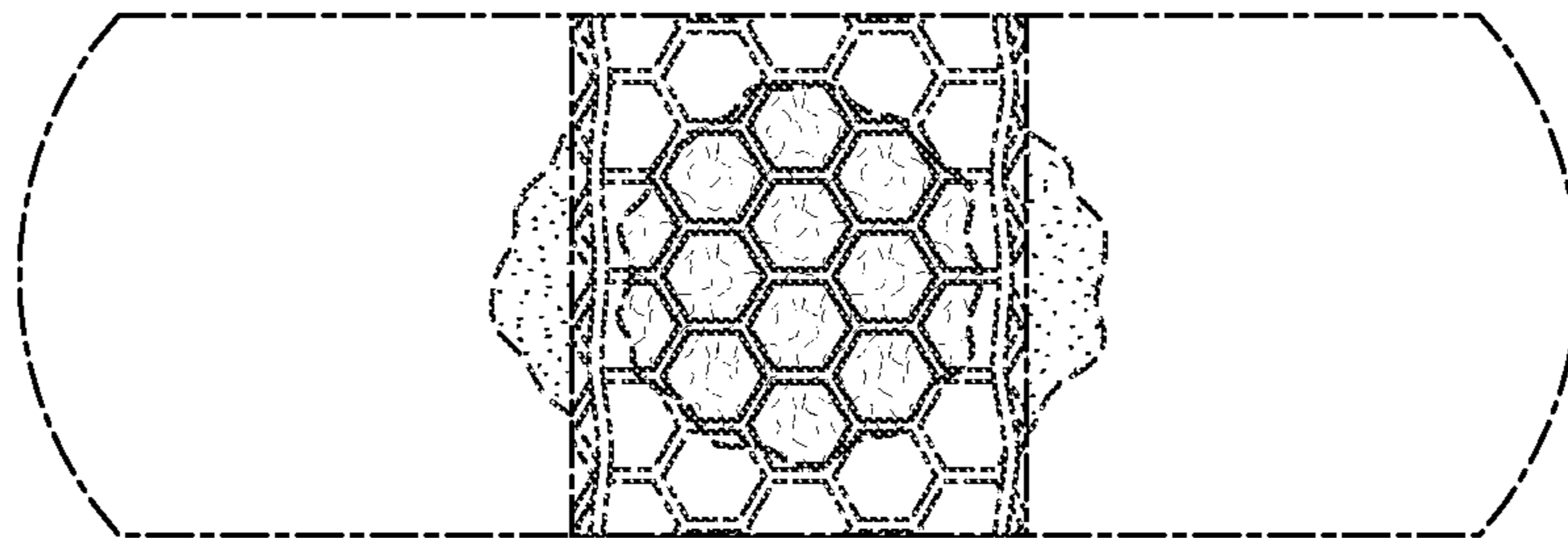
The dashed lines are representative of boundaries between claimed and unclaimed subject matter in the embodiments of FIGS. 1-15. The jagged or wavy dot-dash lines in the unclaimed areas of the absorbent pad on either side of the claimed area of the absorbent pad in the embodiments of FIGS. 1-15 represent any portion of the article beyond what is shown forms no part of the claimed design.

The embodiment of FIGS. 7-9 illustrates a pattern that is similar to the pattern of FIGS. 1-3 but which is approximately two degrees off from vertical or from being parallel to the side edges of the absorbent pad. However, it will be appreciated that the orientation of the repeating pattern of the decorated absorbent pads of all embodiments of the present invention is intended to not be limited to be exactly vertical or parallel to the side edges of the absorbent pad.

1 Claim, 5 Drawing Sheets



**FIG. 1**



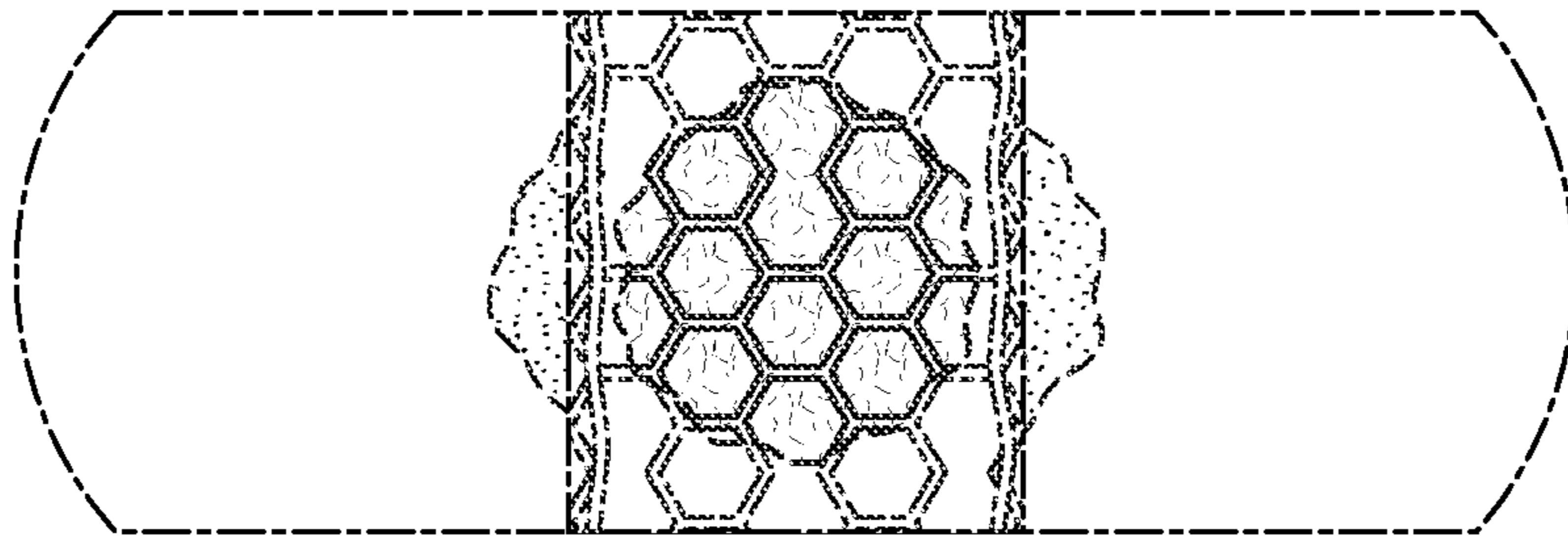
**FIG. 2**



**FIG. 3**




**FIG. 4**



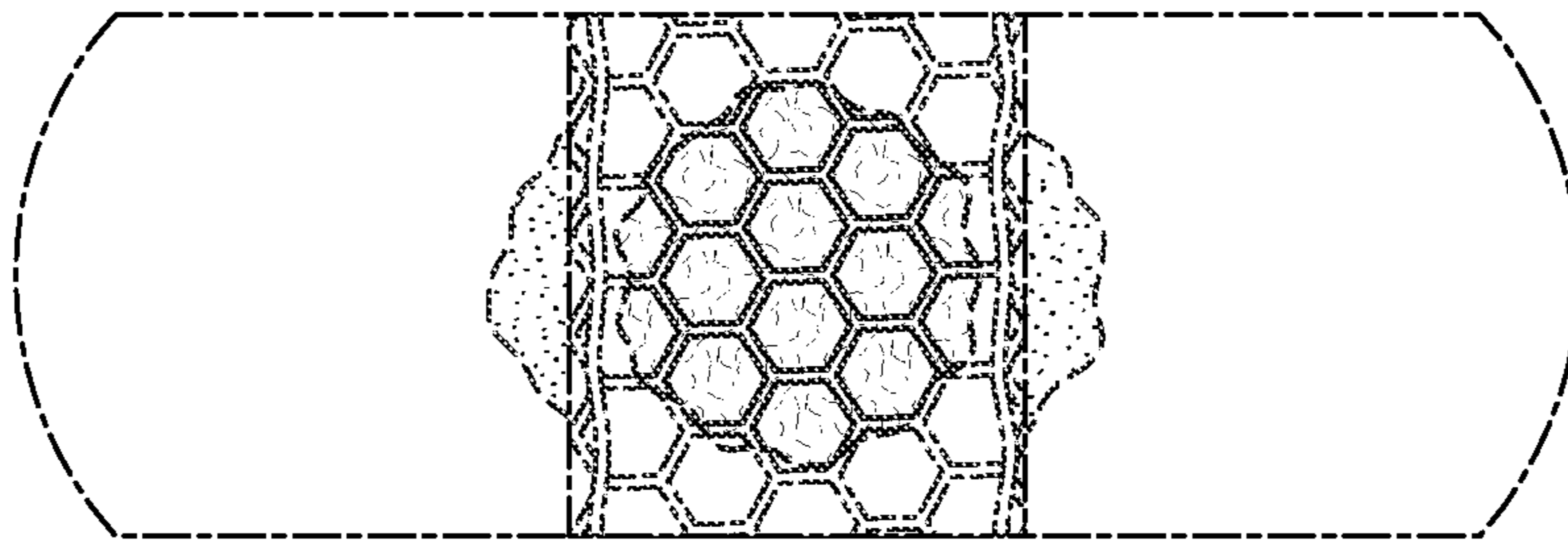
**FIG. 5**




**FIG. 6**



**FIG. 7**



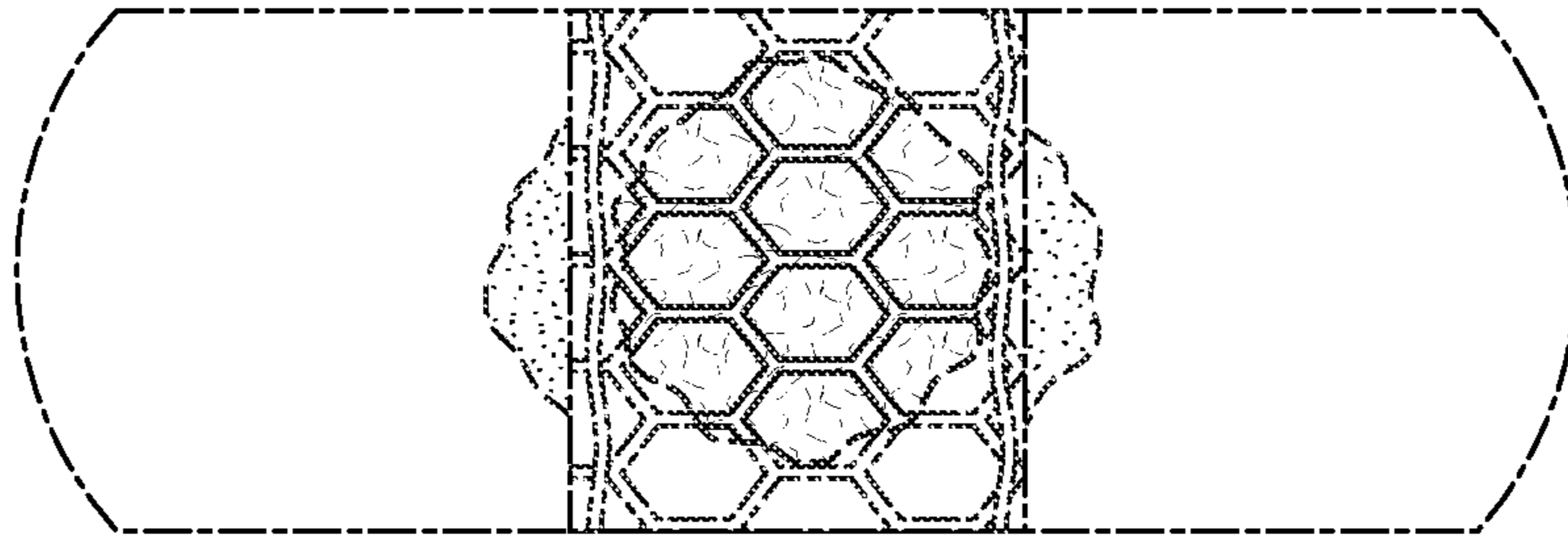
**FIG. 8**



**FIG. 9**



**FIG. 10**



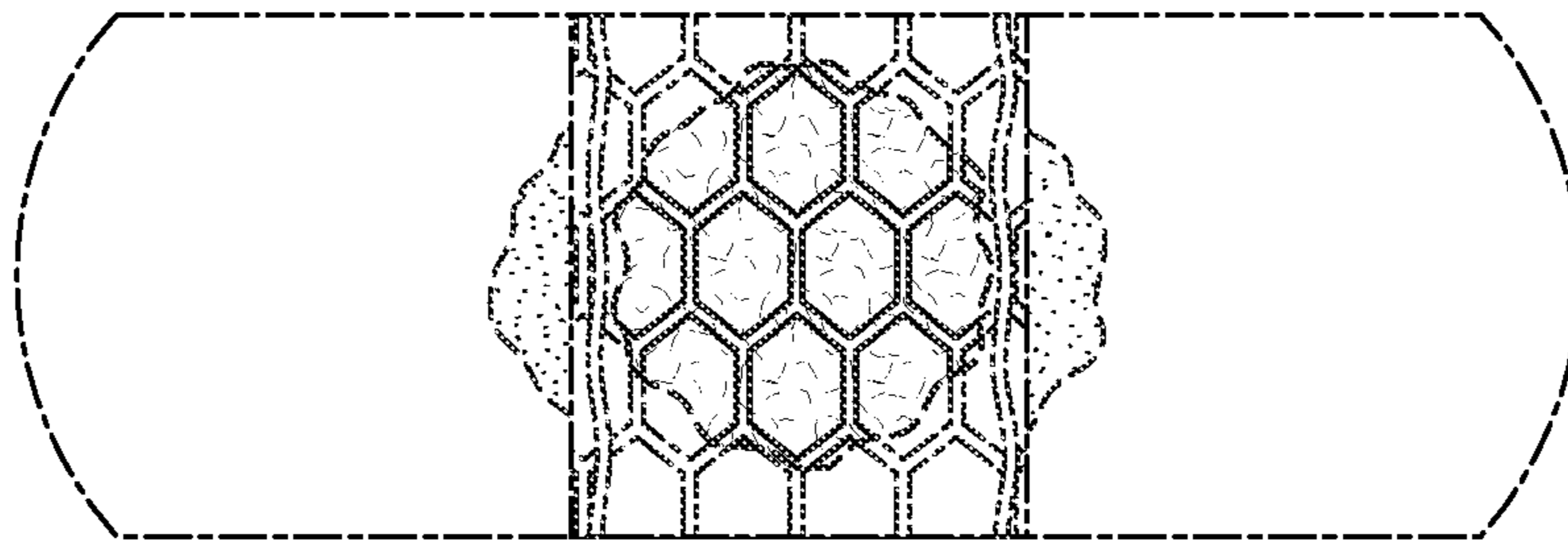
**FIG. 11**



**FIG. 12**



**FIG. 13**



**FIG. 14**



**FIG. 15**

