



US00D697208S

(12) **United States Design Patent**
Ehrlich

(10) **Patent No.:** **US D697,208 S**
(45) **Date of Patent:** **** Jan. 7, 2014**

- (54) **DENTAL IMPLANT RIDGE GAUGE**
- (76) Inventor: **Brian Ehrlich**, Suffern, NY (US)
- (**) Term: **14 Years**
- (21) Appl. No.: **29/412,039**
- (22) Filed: **Jan. 30, 2012**
- (51) **LOC (10) Cl.** **24-03**
- (52) **U.S. Cl.**
USPC **D24/155; D24/140**
- (58) **Field of Classification Search**
USPC D24/140, 152, 149, 154-156, 176-177;
433/70-72, 75, 140-143, 146-147
See application file for complete search history.

(56) **References Cited**

U.S. PATENT DOCUMENTS

4,109,384	A *	8/1978	Dorian	433/147
4,501,555	A *	2/1985	Ditchburn	433/72
4,552,531	A *	11/1985	Martin	433/147
4,959,014	A *	9/1990	Sheridan	433/72
5,044,951	A *	9/1991	Sheridan	433/72
5,090,902	A *	2/1992	Lemon et al.	433/72
5,100,318	A *	3/1992	Demyun et al.	433/72
5,178,537	A	1/1993	Currie		
5,244,387	A *	9/1993	Fuierer	433/72
D372,094	S *	7/1996	Bergstrom et al.	D24/154
6,123,546	A	9/2000	Bergstrom et al.		
6,241,519	B1 *	6/2001	Sedelmayer	433/72
6,893,260	B2	5/2005	Barnes et al.		
7,080,981	B2 *	7/2006	Terauchi	433/141

7,163,396 B2 1/2007 Wallis
7,874,838 B2 1/2011 Wallis
2013/0089831 A1* 4/2013 Ehrlich 433/72

* cited by examiner

Primary Examiner — Wan Laymon

(74) *Attorney, Agent, or Firm* — Notaro, Michalos & Zaccaria P.C.

(57) **CLAIM**

The ornamental design for a dental implant ridge gauge, as shown and described.

DESCRIPTION

FIG. 1 is a right side elevational view of a dental implant ridge gauge showing my new design therefor, with portions shown in broken line forming no part of the design throughout the drawings;

FIG. 2 is a bottom plan view thereof;

FIG. 3 is a left side elevational view thereof;

FIG. 4 is a top plan view thereof;

FIG. 5 is a front elevational view thereof;

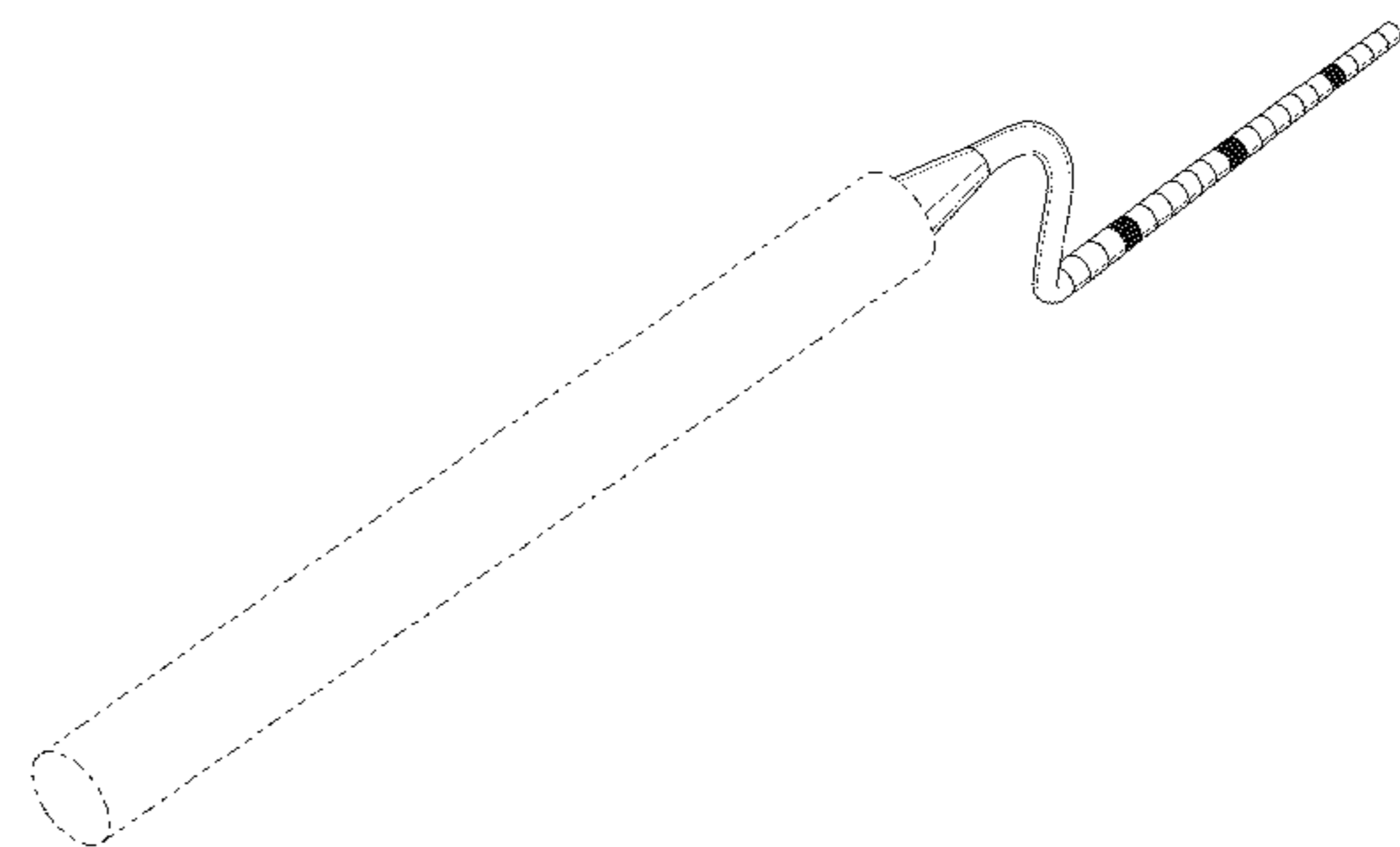
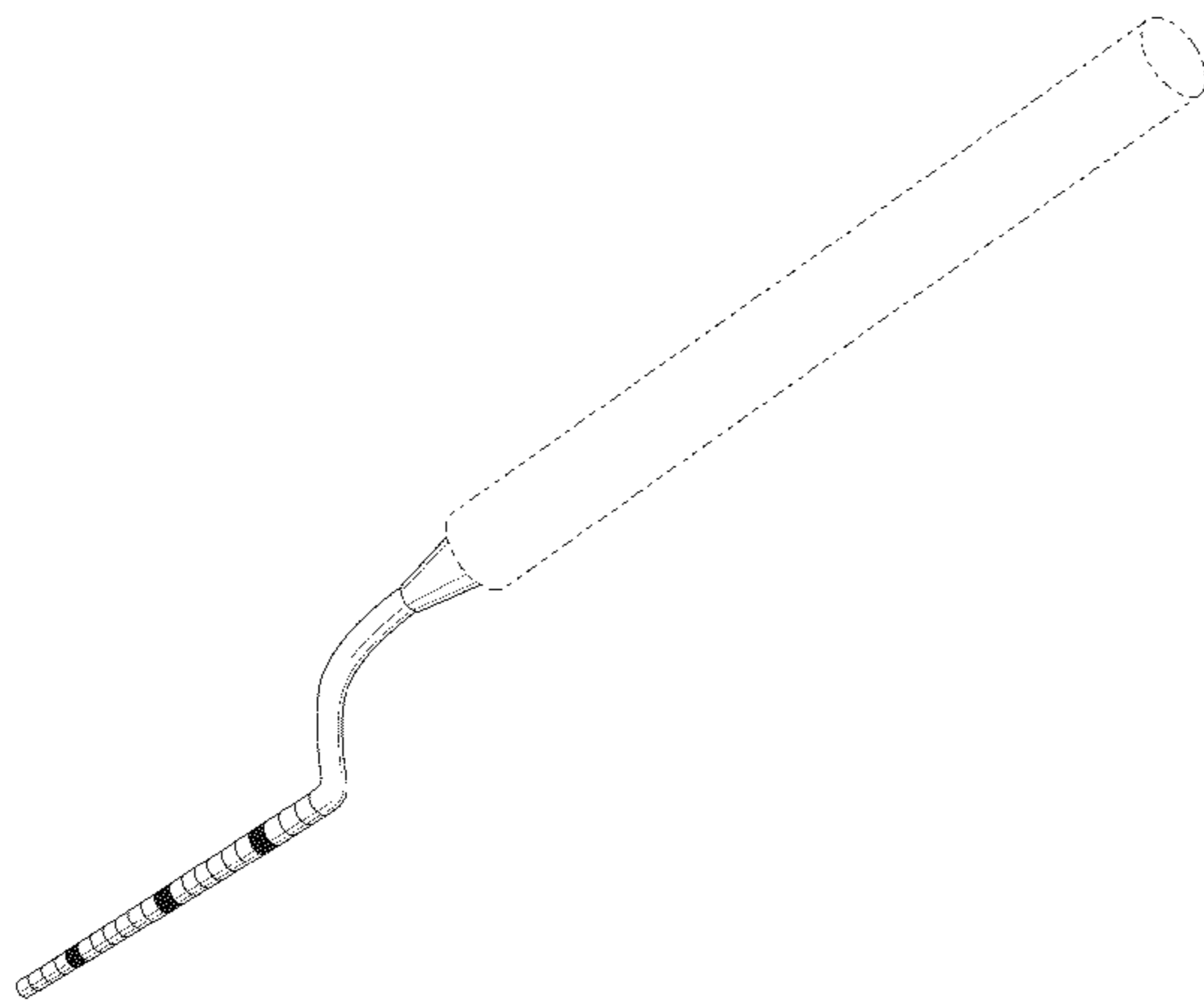
FIG. 6 is a rear elevational view thereof;

FIG. 7 is a rear, bottom, side perspective view thereof; and,

FIG. 8 is a rear, top, side perspective view thereof.

The dash-dash broken lines in the drawings represent environment and are for illustrative purposes only and form no part of the claimed design. The long dash short dash lines are boundary line and form no part of the claimed design.

1 Claim, 7 Drawing Sheets






FIG. 1




FIG. 2




FIG. 3




FIG. 4

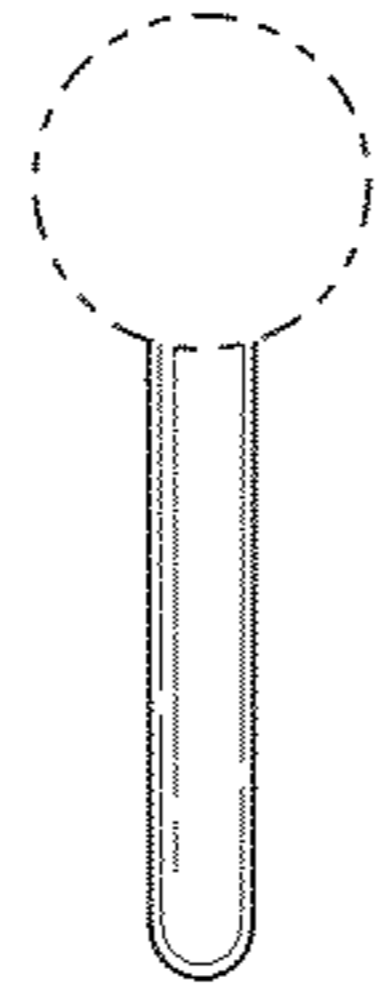


FIG. 6

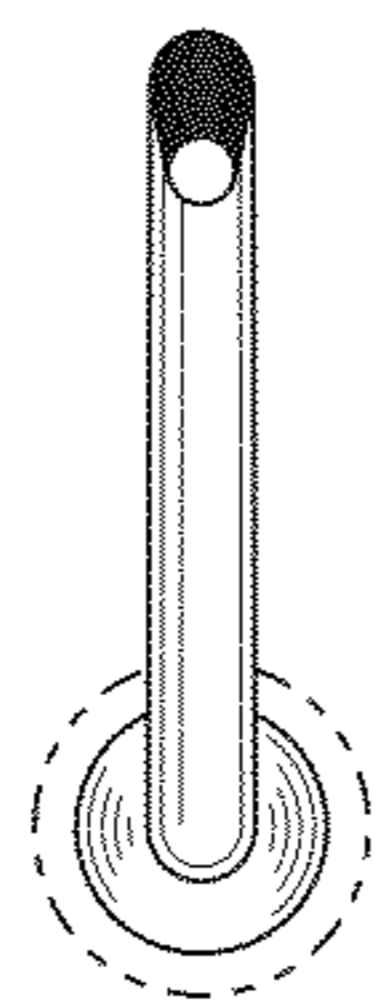


FIG. 5

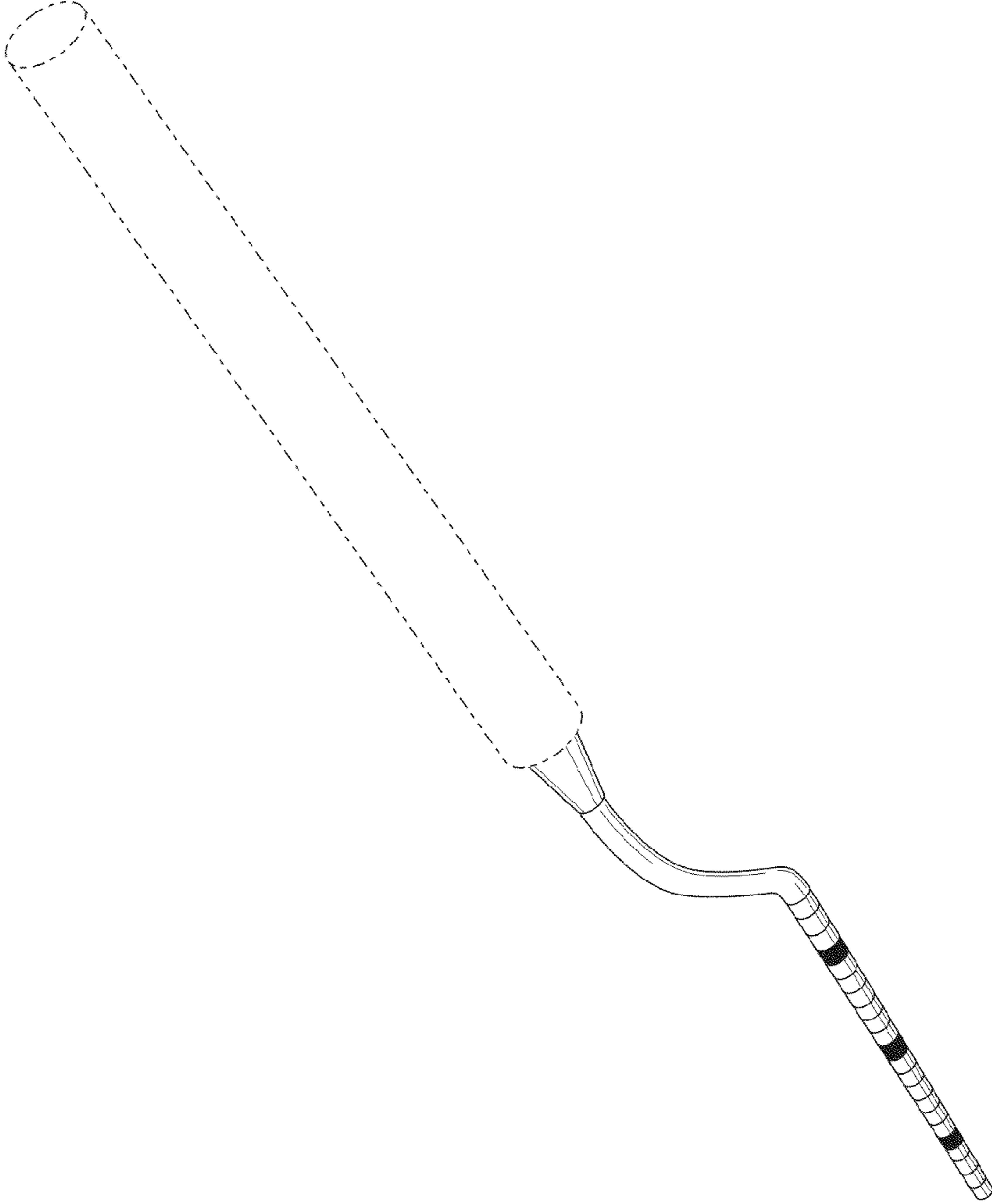


FIG. 7

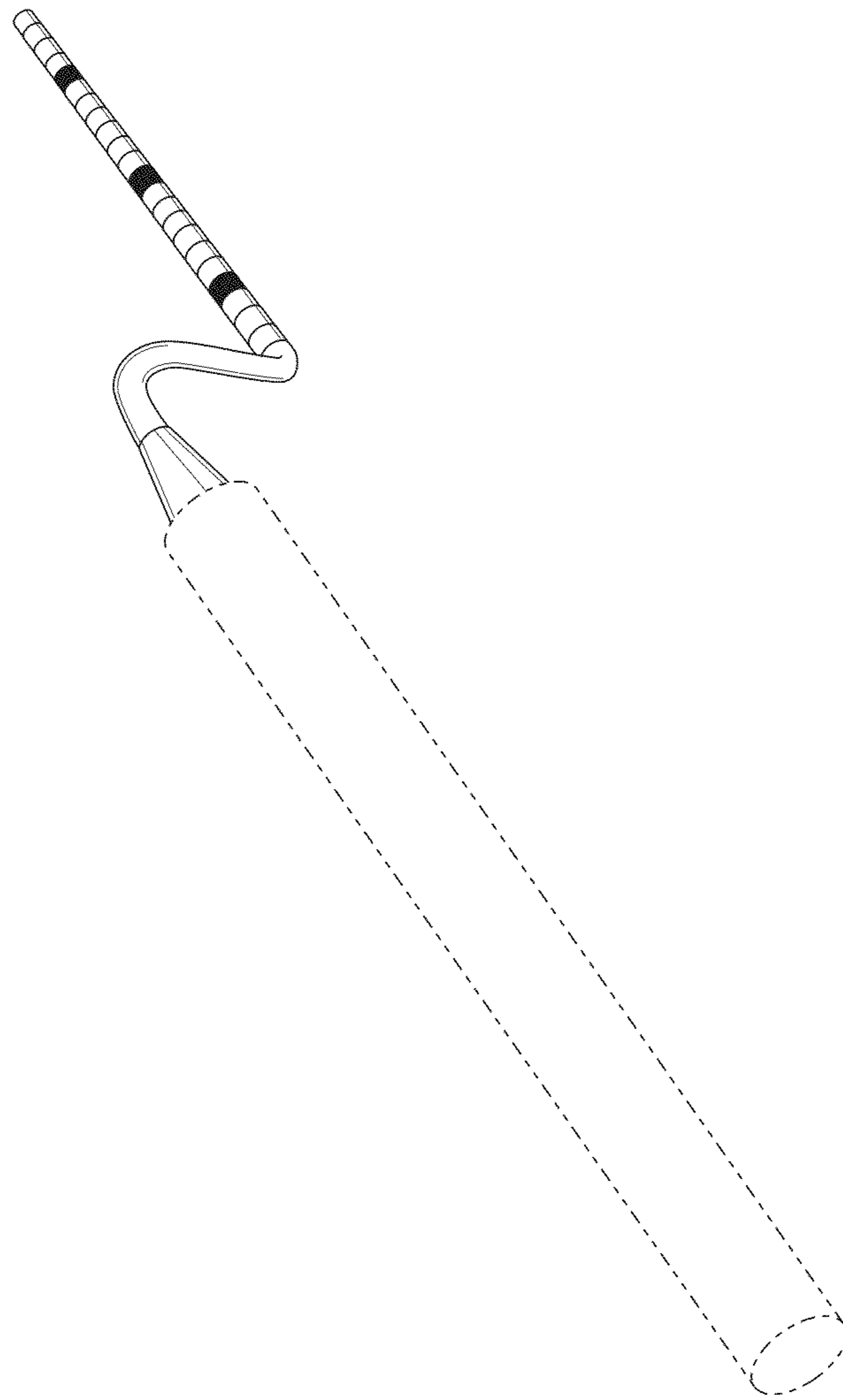


FIG. 8