



US00D697207S

(12) **United States Design Patent**
Paget et al.

(10) **Patent No.:** **US D697,207 S**
(45) **Date of Patent:** **** Jan. 7, 2014**

(54) **LUMEN END WITH BLUNT TIP**
(75) Inventors: **Caitlyn Paget**, Toronto (CA); **Padina Pezeshki**, Toronto (CA); **Natasha Lee Shee**, Maple (CA); **Neil Godara**, Milton (CA)

D473,305	S	*	4/2003	Halseth	D24/129
D541,936	S	*	5/2007	Patterson	D24/130
D546,450	S	*	7/2007	Wolf	D24/146
D549,824	S	*	8/2007	Sauer	D24/146
D572,821	S	*	7/2008	Burgard	D24/146
D663,838	S	*	7/2012	Mastri et al.	D24/146
D673,670	S	*	1/2013	Linnenschmidt	D24/112
2003/0078590	A1		4/2003	Errico et al.		

(73) Assignee: **Kimberly-Clark Inc.**, Ontario (CA)

(**) Term: **14 Years**

(21) Appl. No.: **29/382,254**

(22) Filed: **Dec. 30, 2010**

(51) **LOC (10) Cl.** **24-02**

(52) **U.S. Cl.**
USPC **D24/146**

(58) **Field of Classification Search**
USPC D24/146, 108, 112, 129-130, 222;
604/164, 164.1, 164.2, 165, 192, 96.1,
604/171, 172, 177, 179-180, 246, 283, 533,
604/534, 535, 539; 606/167, 184
See application file for complete search history.

(56) **References Cited**

U.S. PATENT DOCUMENTS

3,613,684	A	*	10/1971	Sheridan	604/264
D247,975	S	*	5/1978	Luther	D24/112
D310,122	S	*	8/1990	Masters	D24/112
D320,857	S	*	10/1991	Tompkins et al.	D24/146
D328,128	S	*	7/1992	Fox et al.	D24/112
5,292,325	A		3/1994	Gurmarnik		
5,709,004	A	*	1/1998	Paduano et al.	15/111
5,911,707	A		6/1999	Wolvek et al.		
D417,730	S	*	12/1999	Brassil et al.	D24/108
D417,733	S	*	12/1999	Howell et al.	D24/112
D449,887	S	*	10/2001	Haberland et al.	D24/146
6,319,232	B1	*	11/2001	Kashmer	604/192

FOREIGN PATENT DOCUMENTS

WO	WO 00/19906	4/2000
WO	WO 00/40155	7/2000
WO	WO 2004/062488	7/2004

OTHER PUBLICATIONS

International Search Report for CA2010/000143—7 pages.

* cited by examiner

Primary Examiner — Ian Simmons
Assistant Examiner — Carissa C Fitts
(74) *Attorney, Agent, or Firm* — Dority & Manning, P.A.

(57) **CLAIM**

The ornamental design for a lumen end with blunt tip, as shown and described.

DESCRIPTION

FIG. 1 is a perspective view of a lumen end with blunt tip showing our new design:

FIG. 2 is a top view thereof;

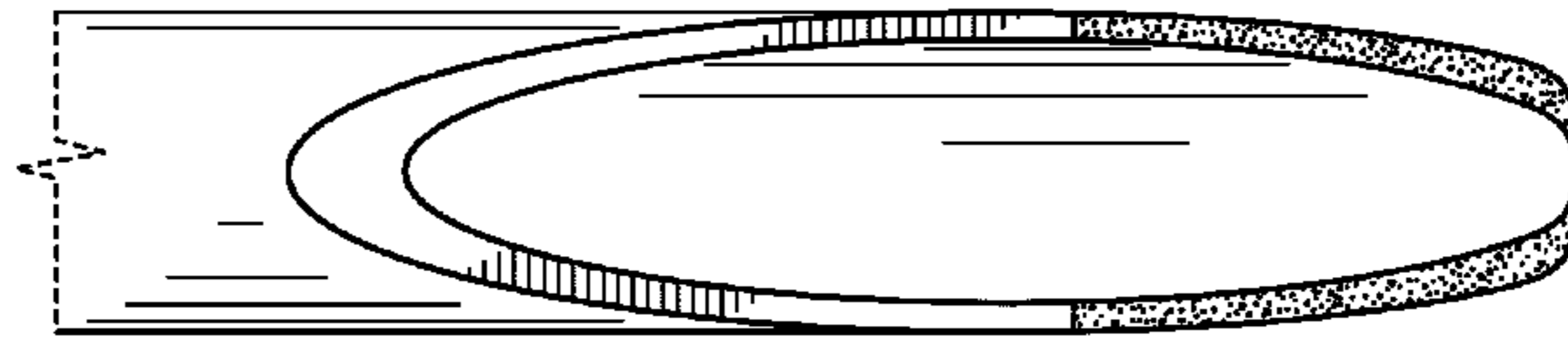
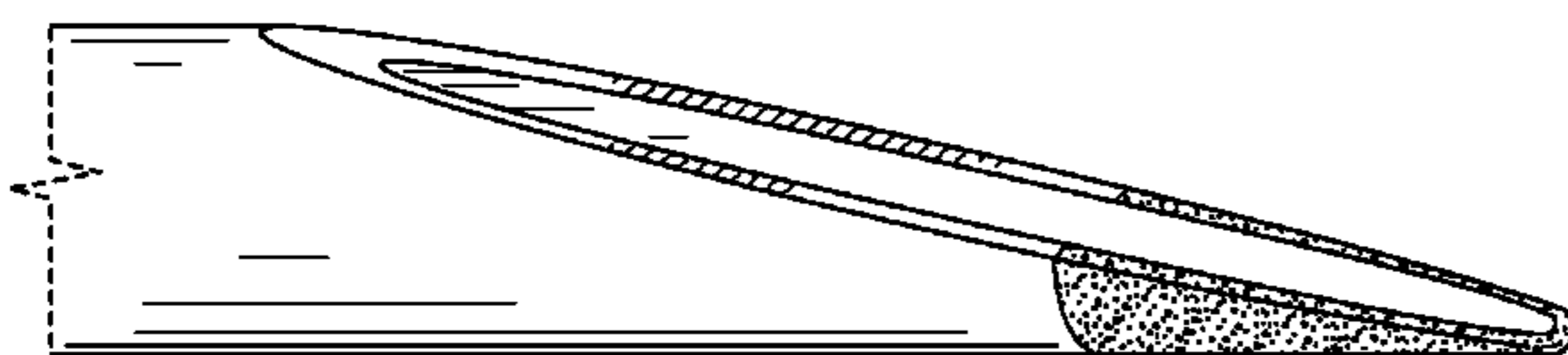
FIG. 3 is a bottom view thereof;

FIG. 4 is a side view thereof; and,

FIG. 5 is an end view thereof.

The stippling applied to the distal end of the claim represents a grit-blasted texture. The broken lines form no part of the claimed design.

1 Claim, 2 Drawing Sheets



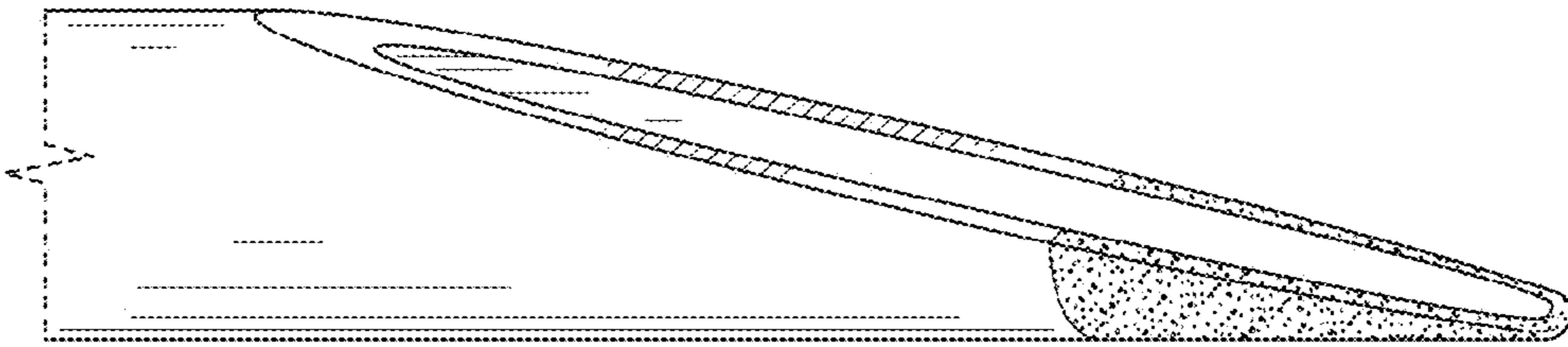


FIG. 1

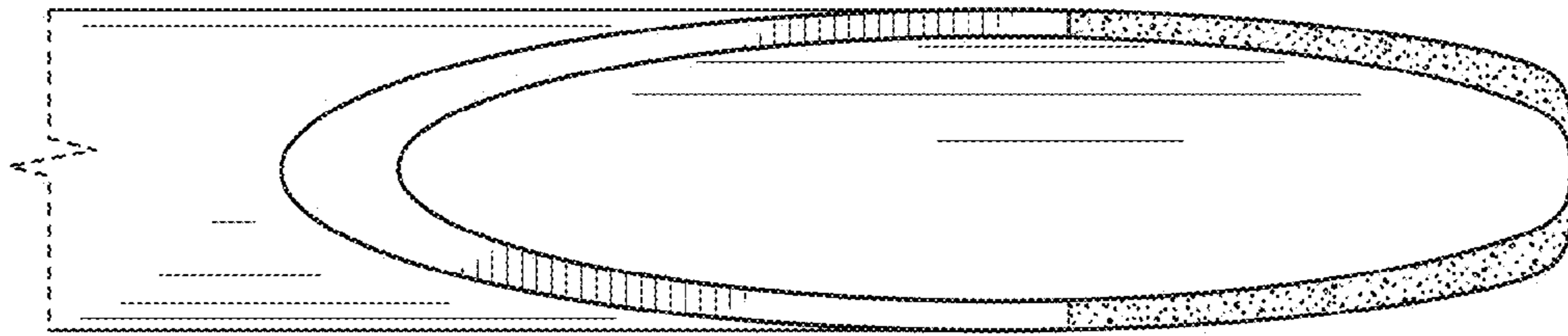


FIG. 2




FIG. 3

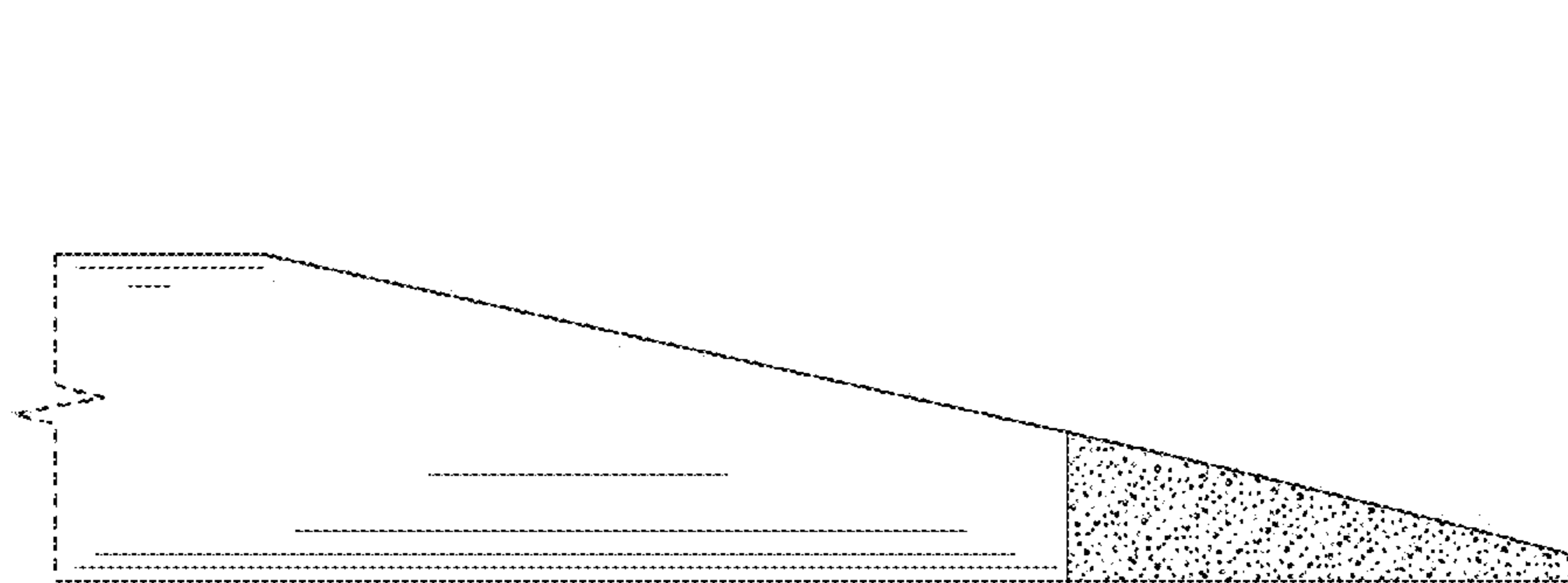


FIG. 4

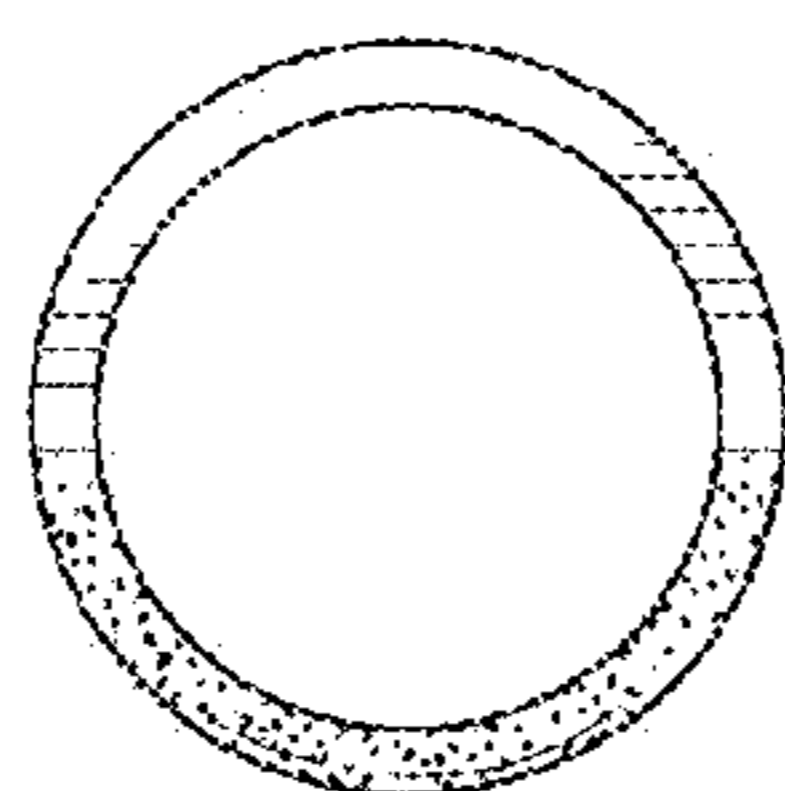


FIG. 5

UNITED STATES PATENT AND TRADEMARK OFFICE
CERTIFICATE OF CORRECTION


PATENT NO. : D697,207 S
APPLICATION NO. : 29/382254
DATED : January 7, 2014
INVENTOR(S) : Caitlyn Paget et al.

Page 1 of 1

It is certified that error appears in the above-identified patent and that said Letters Patent is hereby corrected as shown below:

Title page, Column 2, Description currently reads...“The stippling applied to the distal end of the claim represents a grit-blasting texture.”... should read...--The stippling applied to the distal end of the lumen represents a texture.--

Signed and Sealed this
Fourth Day of March, 2014



Michelle K. Lee
Deputy Director of the United States Patent and Trademark Office