



US00D697196S

(12) **United States Design Patent**
Tunovic et al.

(10) **Patent No.:** **US D697,196 S**
(45) **Date of Patent:** **** Jan. 7, 2014**

(54) **CONDOM APPLICATOR**

D603,039 S * 10/2009 Resnic D24/105
7,921,849 B2 * 4/2011 Mulder 128/844
2010/0065064 A1 * 3/2010 Seck 128/844

(71) Applicant: **Wingman Condoms B.V.**, Delft (NL)

(72) Inventors: **Adnan Tunovic**, Delft (NL); **Paul Breur**, Delfgauw (NL)

(73) Assignee: **Wingman Condoms B.V.** (NL)

(**) Term: **14 Years**

(21) Appl. No.: **29/440,789**

(22) Filed: **Dec. 27, 2012**

(30) **Foreign Application Priority Data**

Jun. 28, 2012 (EM) 002065177-0001

(51) **LOC (10) Cl.** **28-01**

(52) **U.S. Cl.**
USPC **D24/105**

(58) **Field of Classification Search**
USPC D24/105; 128/844, 918; 604/349
See application file for complete search history.

(56) **References Cited**

U.S. PATENT DOCUMENTS

4,872,463 A * 10/1989 Nishizono 128/844
4,961,734 A * 10/1990 Kassman 604/349
4,984,582 A * 1/1991 Romaniszyn et al. 128/844
5,238,103 A * 8/1993 Swisher 206/69
5,267,575 A * 12/1993 Hrishko et al. 128/842
5,316,019 A 5/1994 Jones
5,471,998 A * 12/1995 Kuyumciyan 128/842
6,425,397 B1 7/2002 Liehs
6,732,736 B2 * 5/2004 Sanchez 128/844
6,918,392 B2 * 7/2005 Kassman 128/844

FOREIGN PATENT DOCUMENTS

EP 0429144 5/1991
EP 0744167 11/1996
EP 1933784 12/2011
EP 2394615 12/2011
FR 2693652 1/1994
WO 88/02624 4/1988
WO 93/21873 11/1993
WO 97/00652 1/1997
WO 02/069861 9/2002
WO WO 2007/021184 2/2007

* cited by examiner

Primary Examiner — Ian Simmons

Assistant Examiner — Richelle G Shelton

(74) *Attorney, Agent, or Firm* — Schroeder Law PC

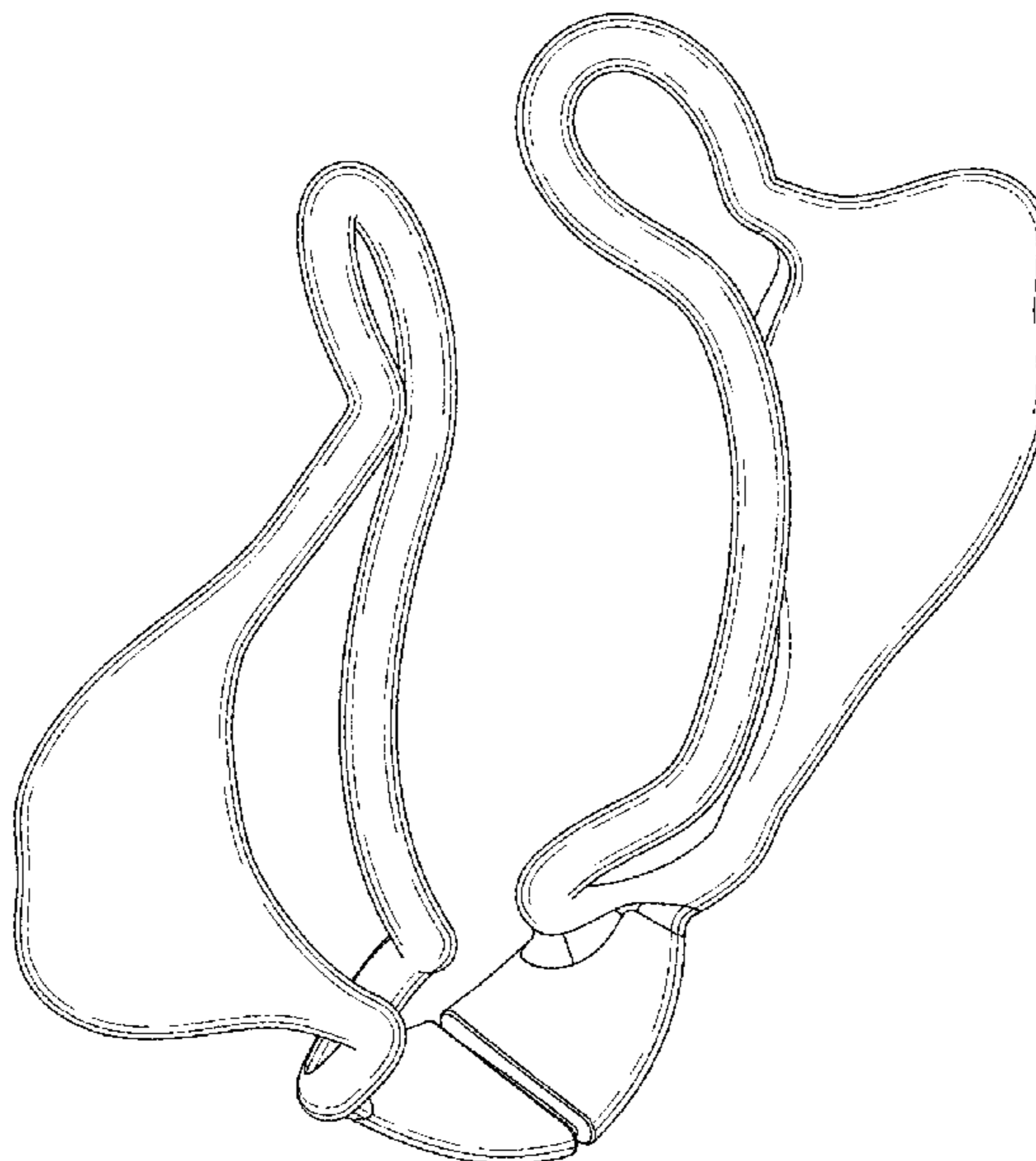
(57) **CLAIM**

The ornamental design for a condom applicator, as shown and described.

DESCRIPTION

FIG. 1 is a perspective view of a condom applicator incorporating my new design;
FIG. 2 is a bottom view thereof;
FIG. 3 is a left side view thereof;
FIG. 4 is a right side view thereof;
FIG. 5 is a front view thereof;
FIG. 6 is a top view thereof; and,
FIG. 7 is a rear view thereof.

1 Claim, 7 Drawing Sheets



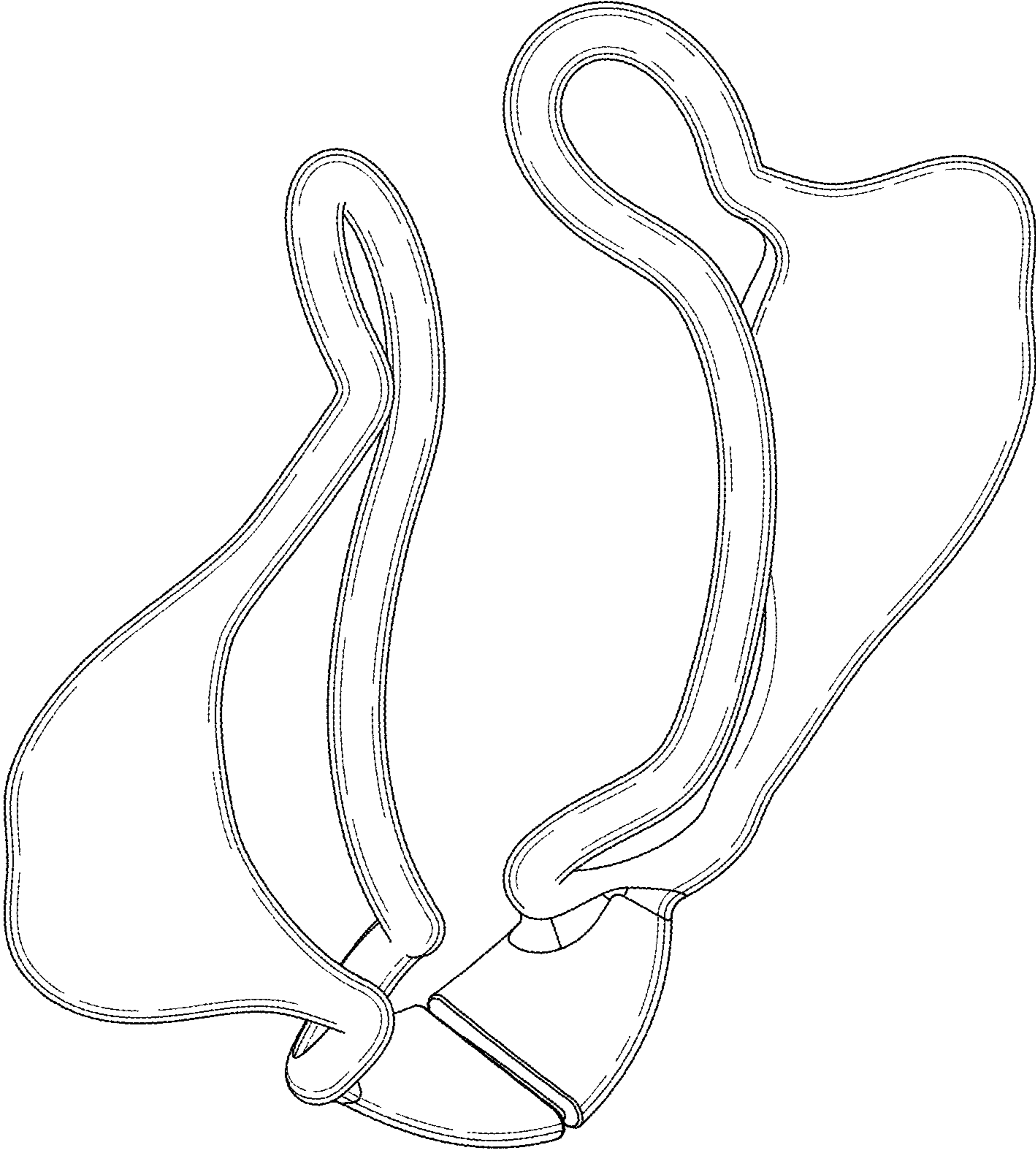


Fig-1

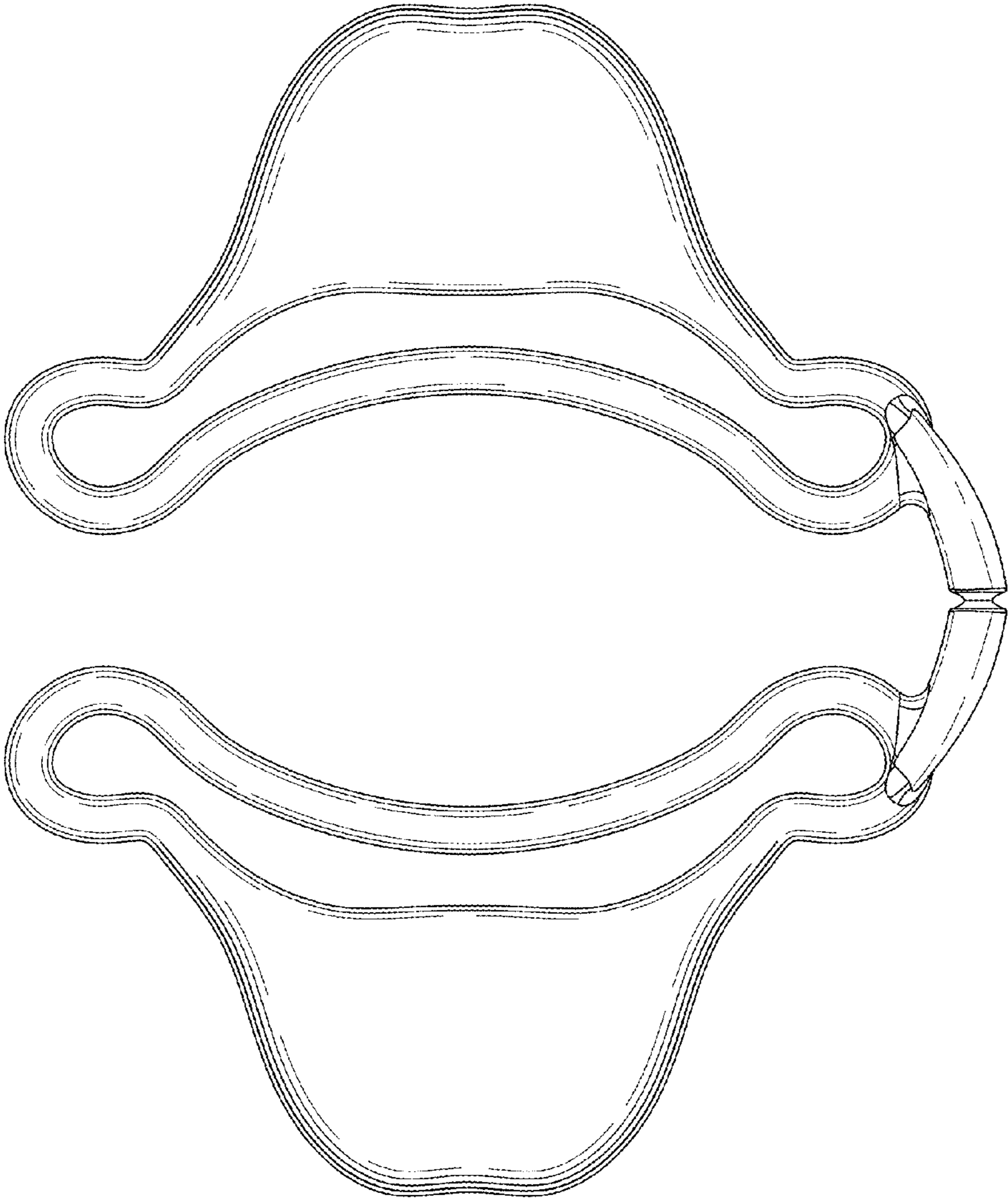


FIG. 2

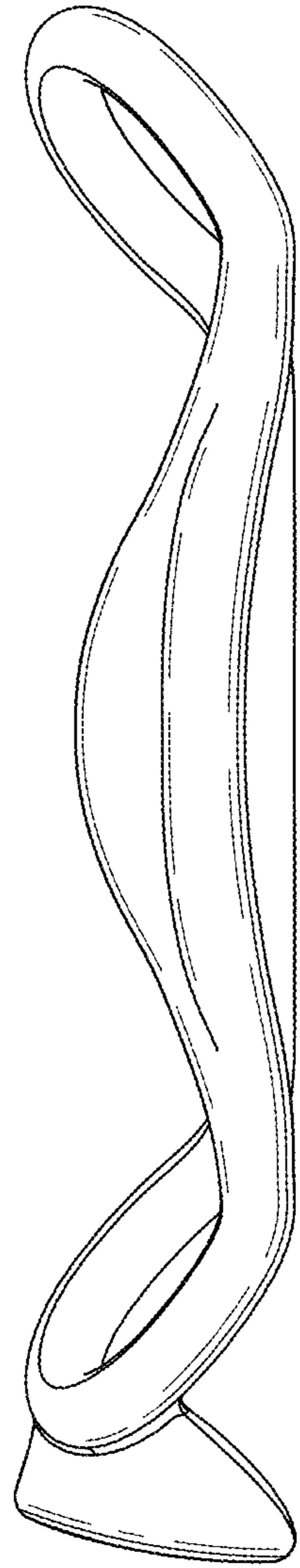


FIG. 3

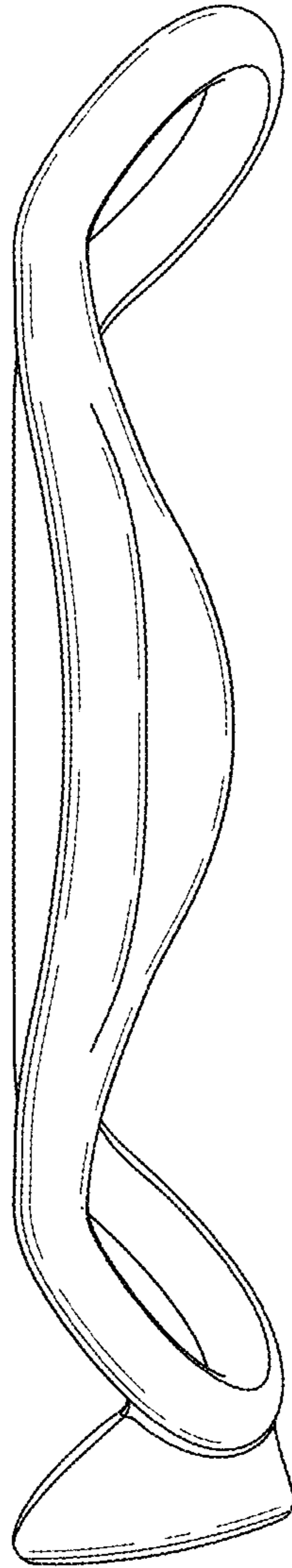


FIG-4

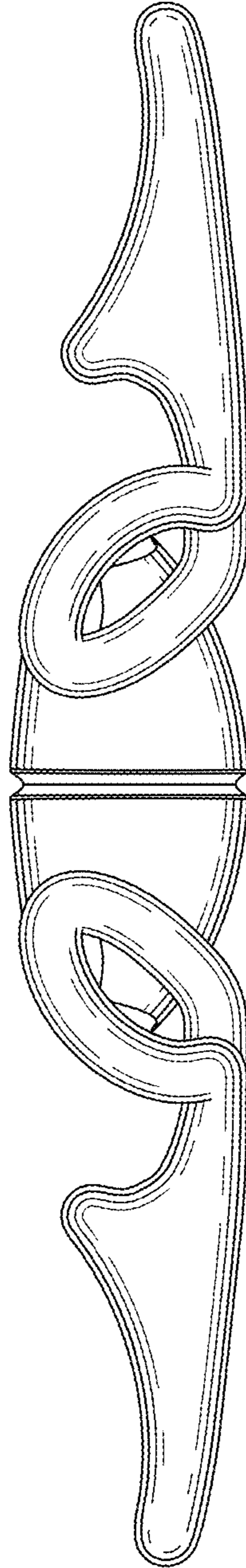


Fig. 5

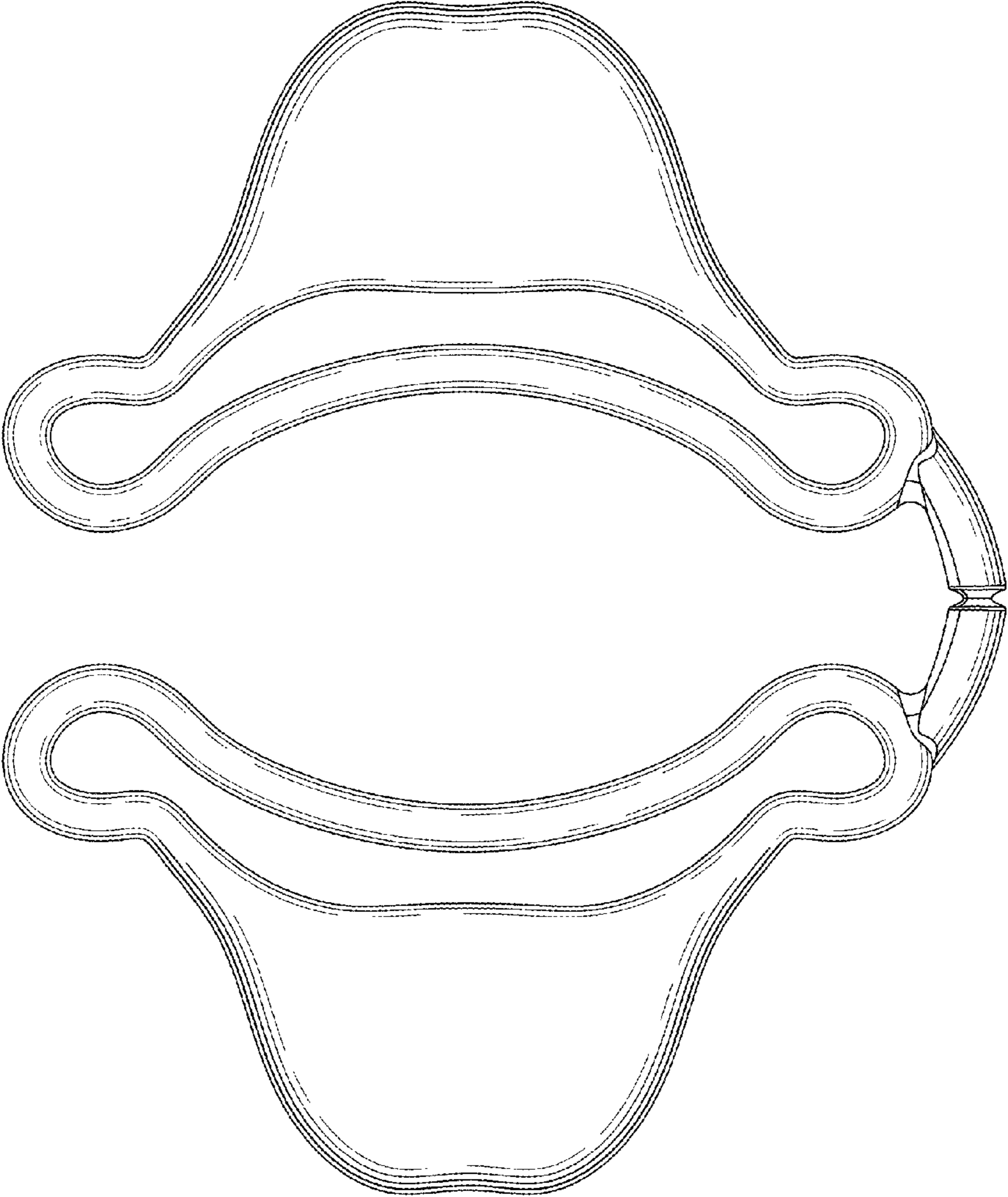


FIG. 6

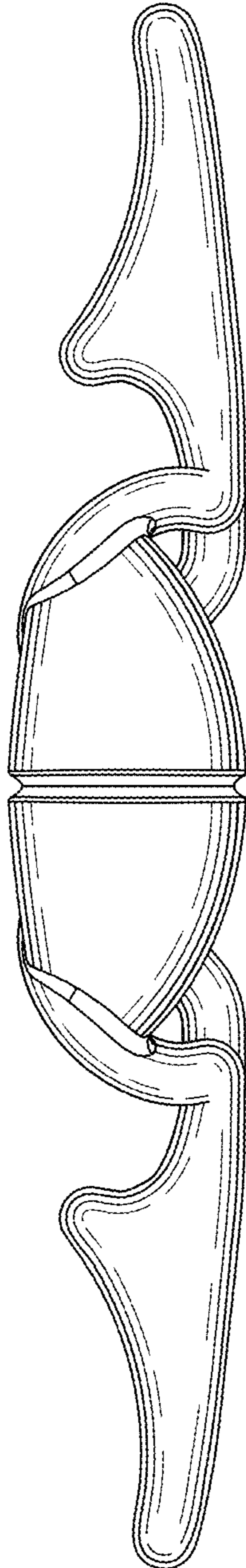


FIG. 7