



US00D697163S

(12) **United States Design Patent**
Bietsch

(10) **Patent No.:** **US D697,163 S**
(45) **Date of Patent:** **** Jan. 7, 2014**

(54) **HANDGUN GRIP INSERT**

(76) Inventor: **Michael B. Bietsch**, Rio Rico, AZ (US)

(**) Term: **14 Years**

(21) Appl. No.: **29/429,565**

(22) Filed: **Aug. 13, 2012**

Related U.S. Application Data

(63) Continuation-in-part of application No. 12/877,790, filed on Sep. 8, 2010, now abandoned.

(51) **LOC (10) Cl.** **22-01**

(52) **U.S. Cl.**
USPC **D22/108**

(58) **Field of Classification Search**
USPC D22/100, 108, 199; D8/68;
42/71.01-74

See application file for complete search history.

(56) **References Cited**

U.S. PATENT DOCUMENTS

2,769,191	A *	11/1956	Hunt et al.	15/104.33
6,112,446	A *	9/2000	Forster et al.	42/71.02
6,434,875	B1 *	8/2002	Constant et al.	42/84
7,587,852	B1 *	9/2009	Harms	42/71.02
7,694,449	B1 *	4/2010	Pontillo, II	42/71.02
8,468,734	B2 *	6/2013	Meller et al.	42/90

8,490,311	B2 *	7/2013	Hogue	42/71.01
2010/0212203	A1 *	8/2010	McGarry	42/71.02
2012/0055060	A1 *	3/2012	Hines et al.	42/71.01
2013/0139425	A1 *	6/2013	Shepard, Jr.	42/71.01

* cited by examiner

Primary Examiner — Michael A Pratt

(74) *Attorney, Agent, or Firm* — Antonio R. Durando

(57) **CLAIM**

The ornamental design of a handgun grip insert, as shown and described.

DESCRIPTION

FIG. 1 is a perspective view of a handgun grip insert showing my design;

FIG. 2 is a front elevational view thereof;

FIG. 3 is a right-side elevational view thereof, the left-side being a mirror-image thereof;

FIG. 4 is a rear elevational view thereof;

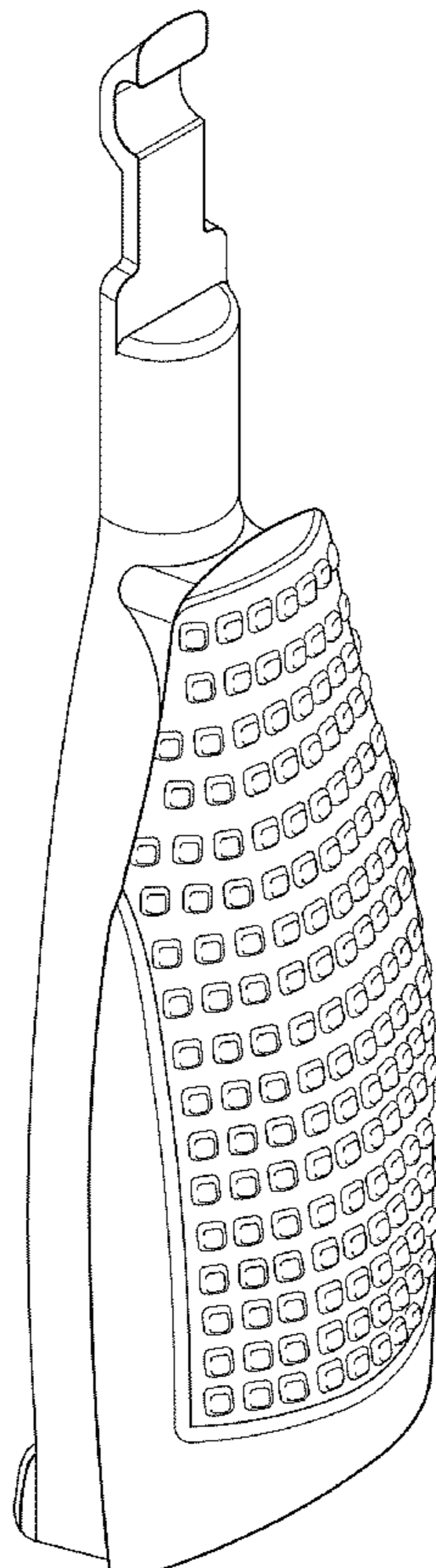
FIG. 5 is a top plan view thereof;

FIG. 6 is a bottom plan view thereof;

FIG. 7 is a right-side elevational view of an alternative embodiment of the handgun grip insert of FIG. 1, the left-side being a mirror-image thereof; and,

FIG. 8 is a right-side elevational view of another alternative embodiment of the handgun grip insert of FIG. 1, the left-side being a mirror-image thereof.

1 Claim, 4 Drawing Sheets



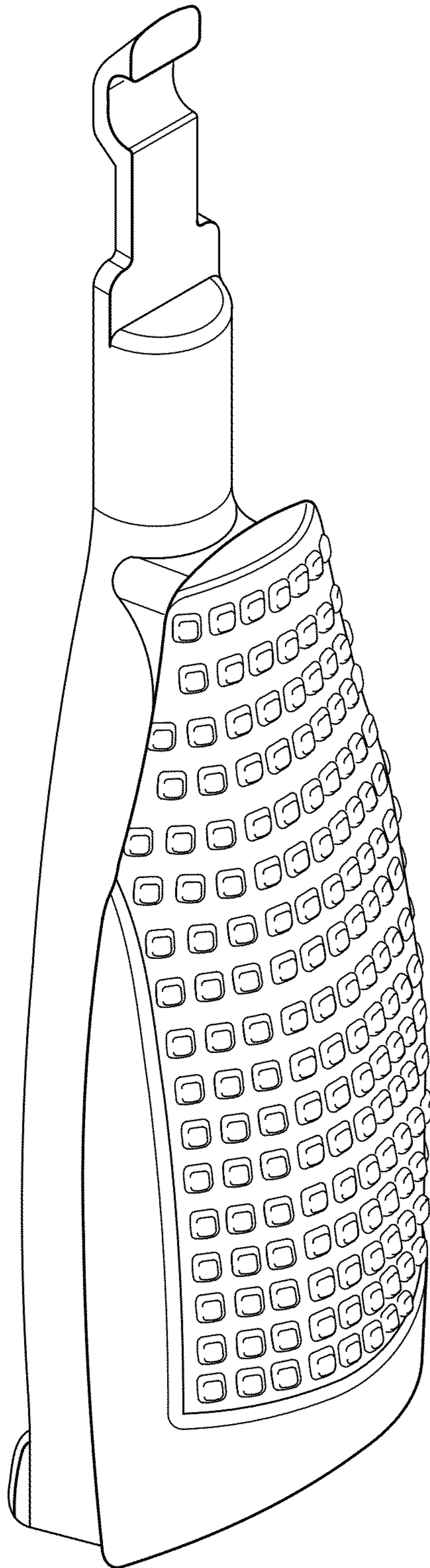


FIG. 1




FIG. 2

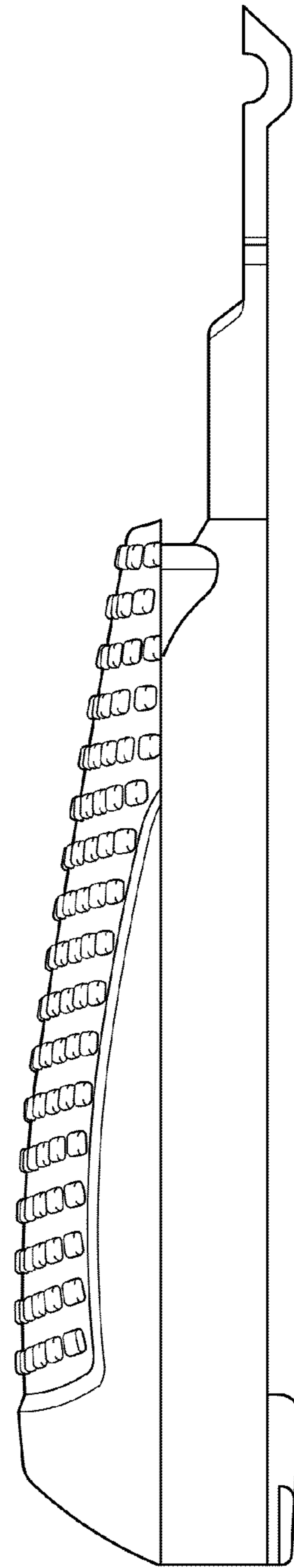


FIG. 3

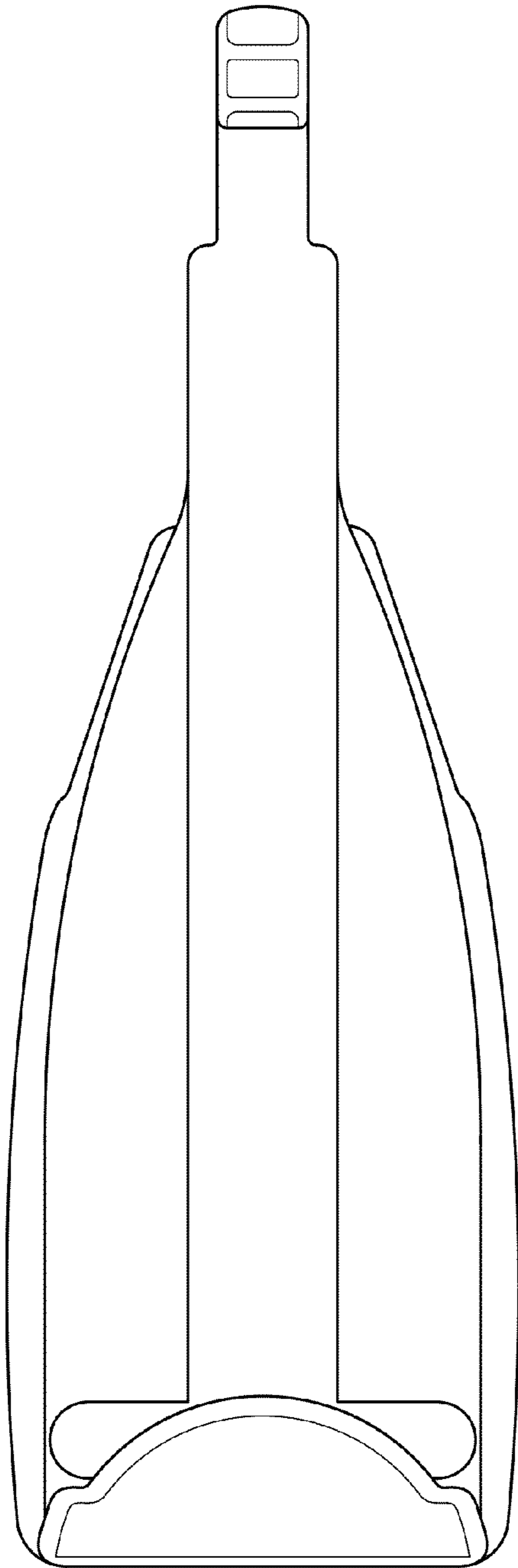


FIG. 4

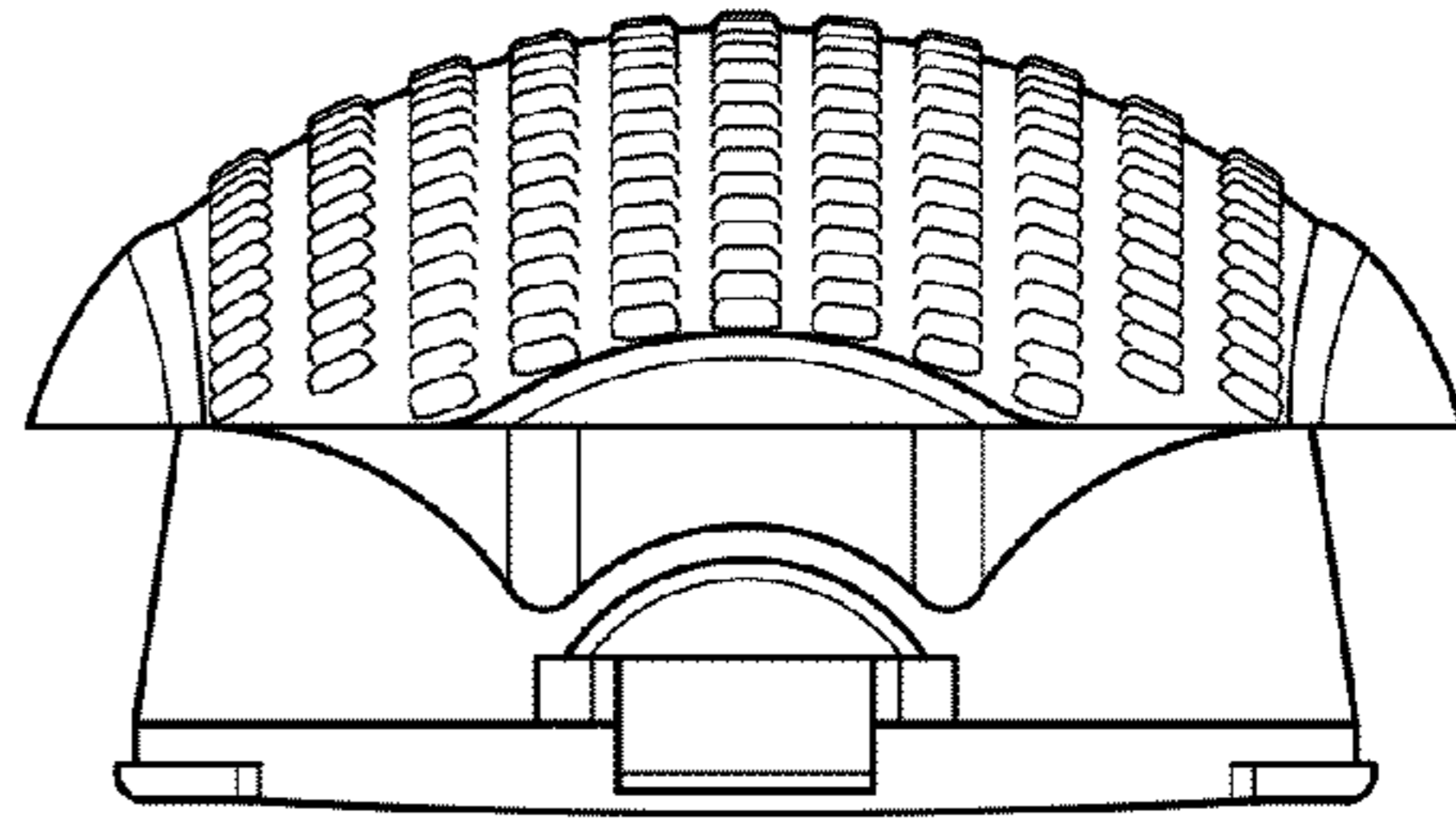


FIG. 5




FIG. 6

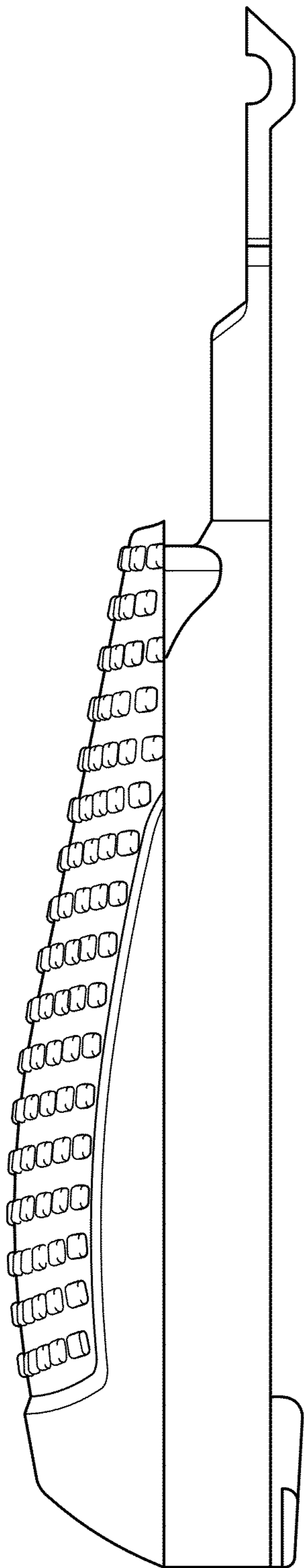


FIG. 7

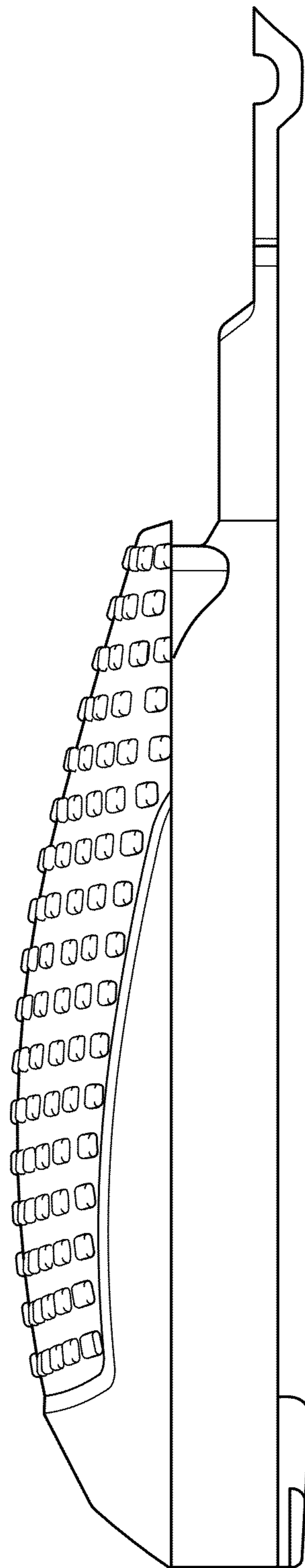


FIG. 8