



US00D697161S

(12) **United States Design Patent**
Kera

(10) **Patent No.:** **US D697,161 S**
(45) **Date of Patent:** **** Jan. 7, 2014**

(54) **GUN STOCK**

(76) Inventor: **Michael Ira Kera**, Dobbs Ferry, NY
(US)

(**) Term: **14 Years**

(21) Appl. No.: **29/427,514**

(22) Filed: **Jul. 19, 2012**

(51) **LOC (10) Cl.** **22-01**

(52) **U.S. Cl.**
USPC **D22/108**

(58) **Field of Classification Search**
USPC D22/100, 101, 103, 104, 108; 42/51,
42/90, 71.01, 71.02, 73, 75.01, 75.02;
89/40.06, 37.04, 33.04; D21/572-573
See application file for complete search history.

(56) **References Cited**

U.S. PATENT DOCUMENTS

D241,836 S *	10/1976	Ruger	D22/103
D295,545 S *	5/1988	Bell	D22/103
D297,855 S *	9/1988	Ruger et al.	D22/108
D304,223 S *	10/1989	Ruger et al.	D22/108
6,256,921 B1 *	7/2001	Howard et al.	42/71.01
7,716,864 B2 *	5/2010	Skrubis et al.	42/71.01
D642,228 S *	7/2011	Torre et al.	D21/573
D661,366 S *	6/2012	Zusman	D22/108
D671,182 S *	11/2012	Klotz	D22/103
D678,453 S *	3/2013	Klotz	D22/103

D679,356 S *	4/2013	Klotz	D22/103
D681,147 S *	4/2013	Barker et al.	D22/103
D685,873 S *	7/2013	Baker	D22/108

* cited by examiner

Primary Examiner — Michael A Pratt
(74) *Attorney, Agent, or Firm* — Donald J. Ranft; Collen IP

(57) **CLAIM**
The ornamental design for a gun stock, as shown.

DESCRIPTION

FIG. 1 is a left side view of the first embodiment of a gun stock showing our new design;
FIG. 2 is a right side view thereof;
FIG. 3 is a bottom view thereof;
FIG. 4 is a top view thereof;
FIG. 5 is a front view thereof;
FIG. 6 is rear view thereof;
FIG. 7 is a left perspective view thereof;
FIG. 8 is a right perspective view thereof;
FIG. 9 is a left side view of the second embodiment of a gun stock showing our new design;
FIG. 10 is a right side view thereof;
FIG. 11 is a bottom view thereof;
FIG. 12 is a top view thereof;
FIG. 13 is a front view thereof;
FIG. 14 is a rear view thereof;
FIG. 15 is a left perspective view thereof; and,
FIG. 16 is a right perspective view thereof.

1 Claim, 6 Drawing Sheets

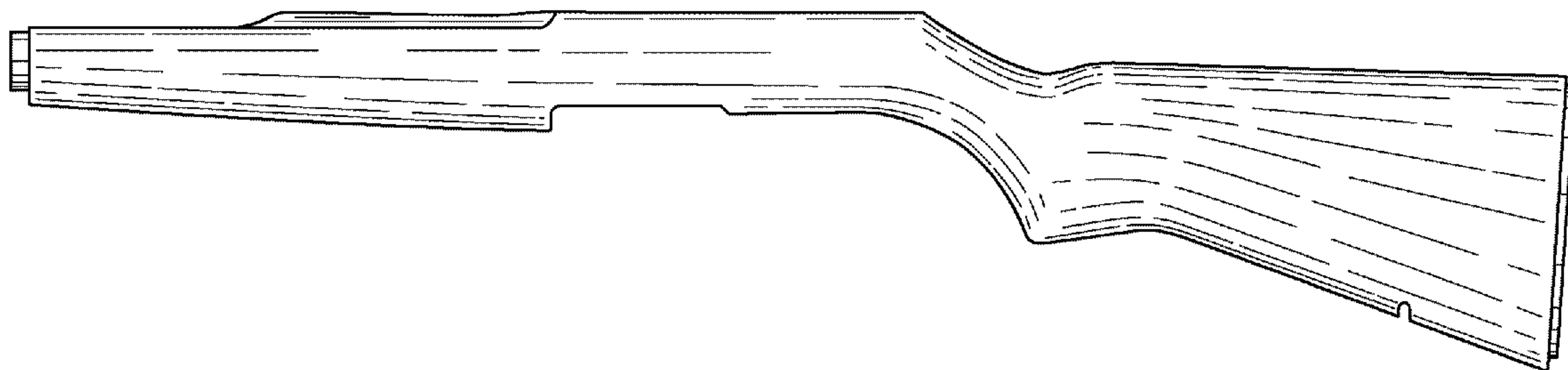


Fig. 1




Fig. 2




Fig. 3

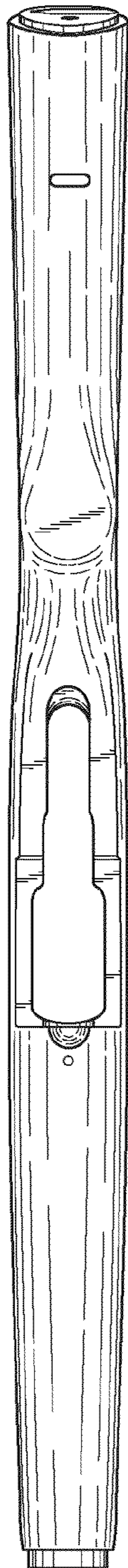


Fig. 4

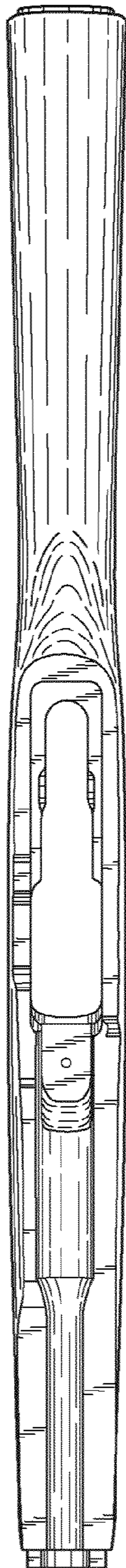


Fig. 6

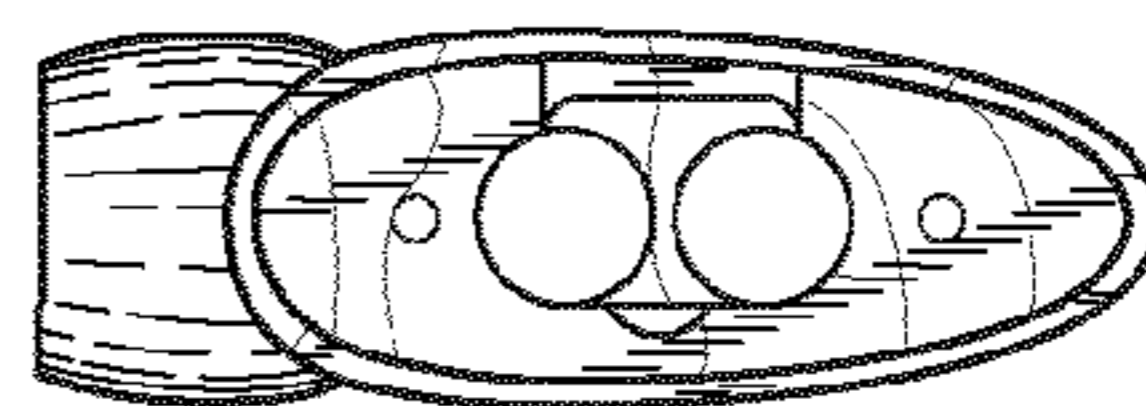



Fig. 5



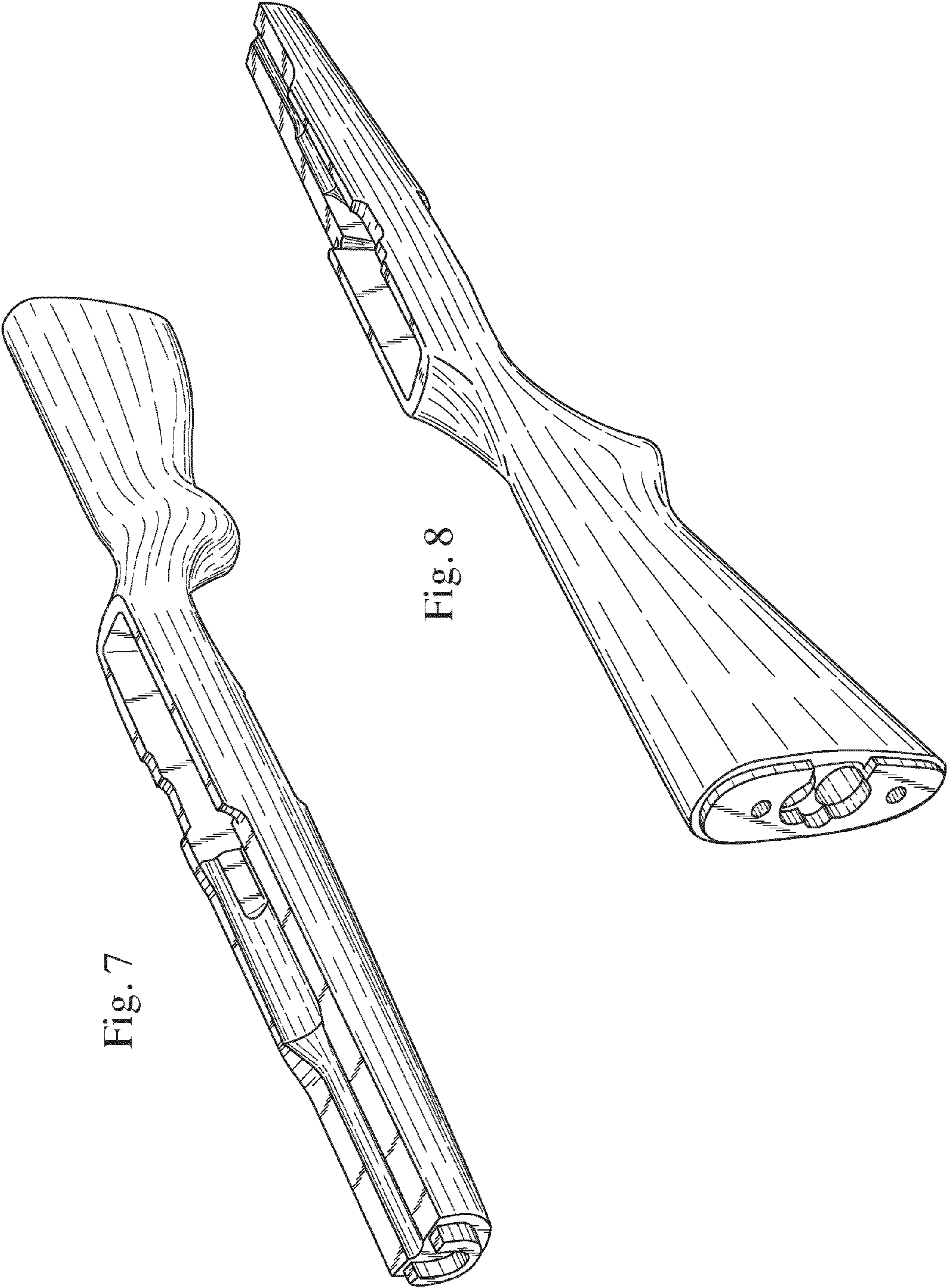


Fig. 7

Fig. 8

Fig. 9




Fig. 10



Fig. 11

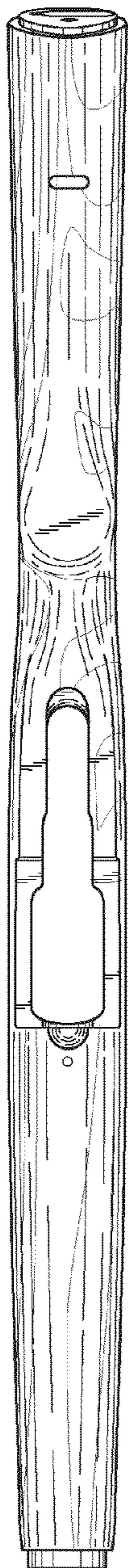


Fig. 12

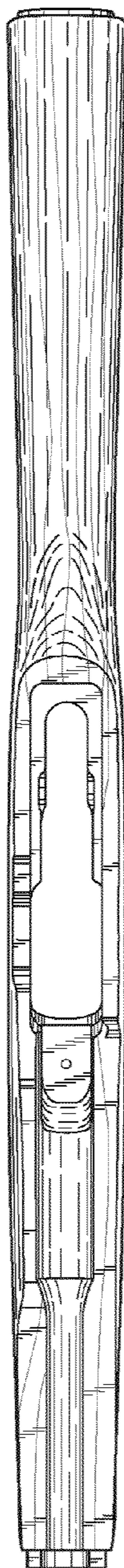


Fig. 14

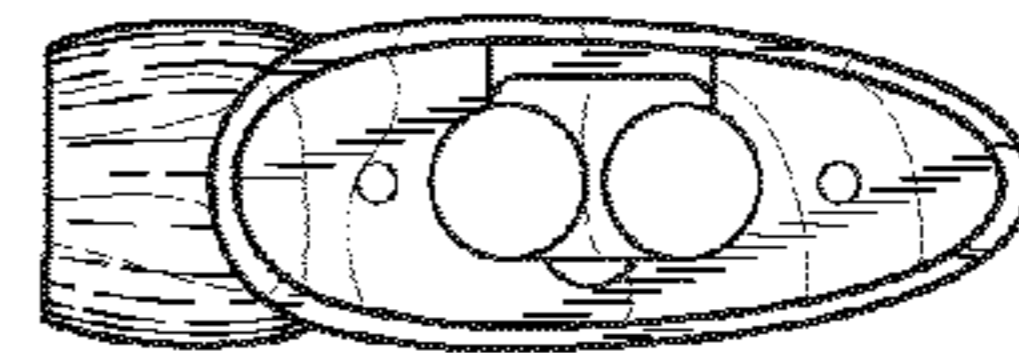


Fig. 13



